



IPSOS ISSUES MONITOR JUNE 2018

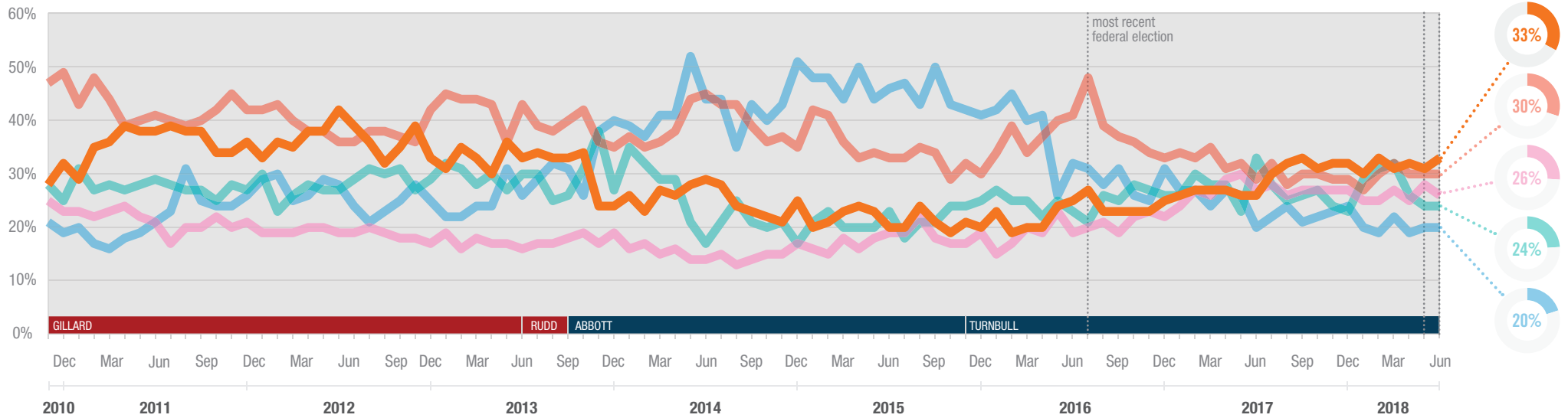
The top issues facing Australia

Daniel Evans
Deputy Managing Director
✉ dan.evans@ipsos.com
☎ (03) 9946 0850

Lucy Hedt
Research Manager
✉ lucy.hedt@ipsos.com
☎ (03) 9946 0832

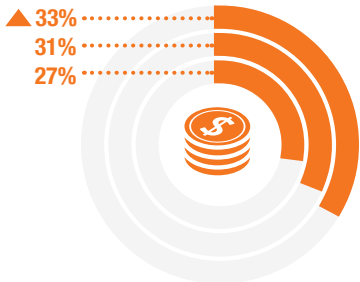


Each month we ask 1,000 Australians to select the three most important issues facing the nation. The top five issues facing Australia in June 2018 are shown below. A summary of all issues facing Australia can be found overleaf. If you would like to know more about the Ipsos Issues Monitor, or Ipsos Public Affairs, please contact Daniel Evans or Lucy Hedt.

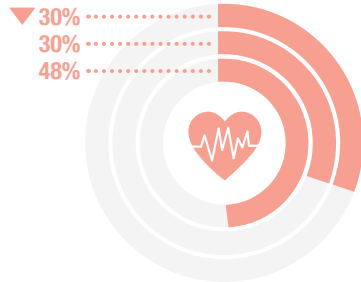


Cost of Living

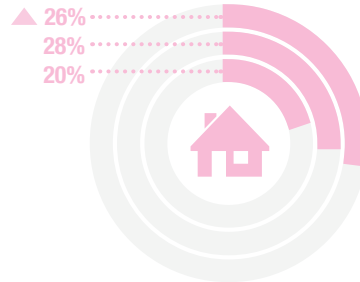
JUN 18
MAY 18
JUL 16



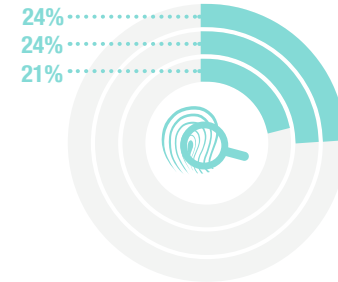
Healthcare



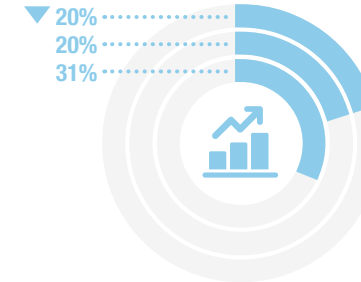
Housing



Crime

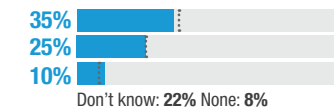
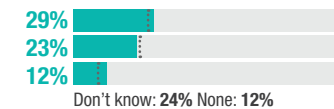
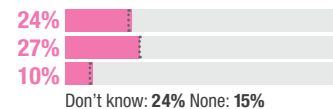
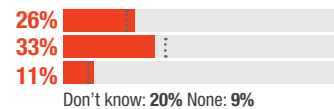
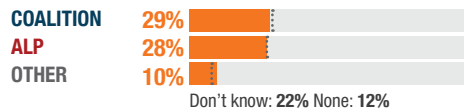


The Economy



▲ significant difference compared with current month

Party most capable to manage the top issues facing Australia



⋮ Jul 16
▲ significant difference compared to Jul 16



IPSOS ISSUES MONITOR JUNE 2018

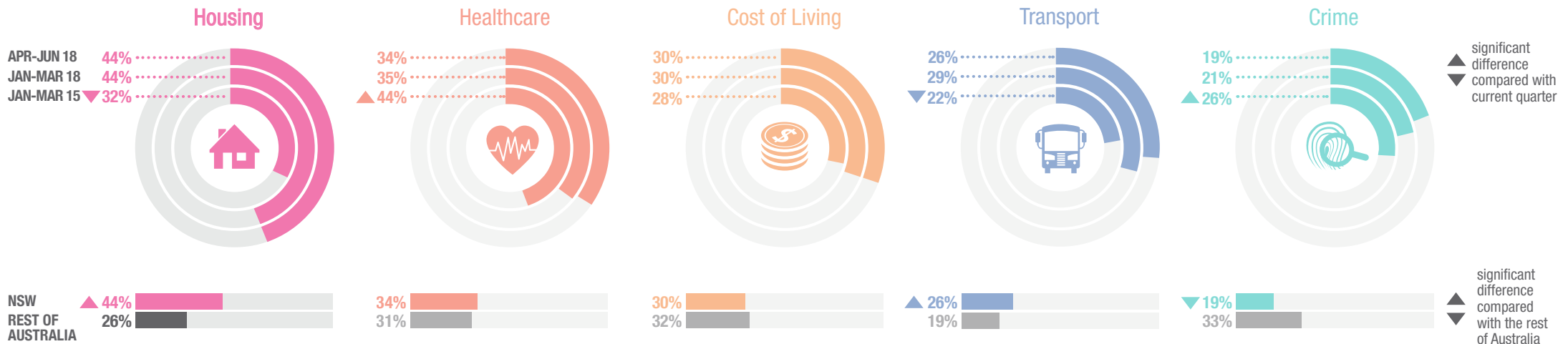
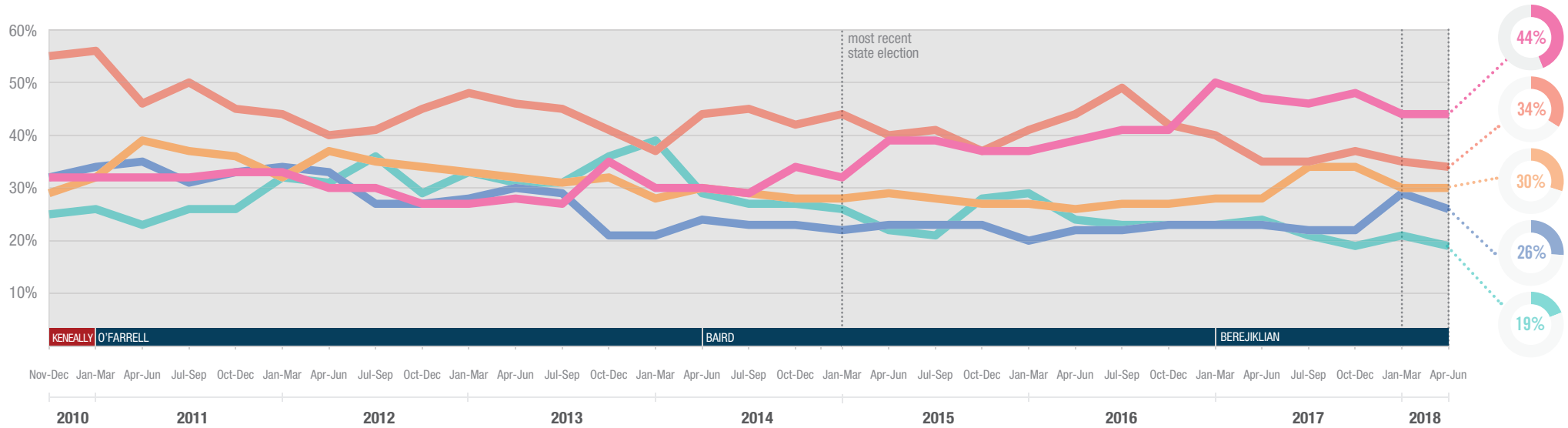
The top issues facing New South Wales

David Elliott
 Head of Ipsos Public Affairs NSW
 ✉ david.elliott@ipsos.com
 ☎ (02) 9900 5159

Stuart Clark
 Director
 ✉ stuart.clark@ipsos.com
 ☎ (02) 9900 5180



Each quarter we ask 1000 residents of New South Wales to select the three most important issues facing their state. The top five issues facing New South Wales between April and June 2018 are shown below. A summary of all issues facing New South Wales can be found overleaf. If you would like to know more about the Ipsos Issues Monitor, or Ipsos Public Affairs in New South Wales, please contact David Elliot or Stuart Clark.










IPSOS ISSUES MONITOR JUNE 2018

The top issues facing New South Wales

David Elliott
Head of Ipsos Public Affairs NSW
✉ david.elliott@ipsos.com
☎ (02) 9900 5159

Stuart Clark
Director
✉ stuart.clark@ipsos.com
☎ (02) 9900 5180



	2010	2011	2012	2013	2014	2015	2016	2017	JAN-MAR 2018	APR-JUN 2018
 Housing	32%	32%	30%	29%	30%	37%	39%	48%	44%	44%
 Healthcare	55%	49%	43%	45%	42%	41%	44%	37%	35%	34%
 Cost of Living	29%	36%	34%	32%	29%	28%	27%	31%	30%	30%
 Transport	32%	33%	30%	27%	23%	23%	22%	22%	29%	26%
 Crime	25%	25%	32%	33%	30%	24%	25%	22%	21%	19%
Education	9%	7%	7%	6%	6%	8%	10%	13%	14%	19%
Unemployment	17%	14%	17%	20%	20%	18%	19%	16%	17%	17%
Drug Abuse	12%	10%	11%	12%	14%	16%	16%	14%	15%	15%
Population	10%	11%	16%	19%	25%	25%	21%	19%	16%	14%
Personal Debt	7%	8%	8%	10%	7%	9%	10%	11%	11%	13%
Petrol Prices	11%	19%	19%	16%	14%	10%	7%	9%	11%	13%
Poverty	12%	11%	11%	8%	7%	7%	8%	10%	12%	12%
Immigration	6%	6%	7%	7%	10%	9%	10%	10%	11%	11%
Environment	12%	10%	8%	9%	8%	9%	9%	9%	10%	11%
The Economy	15%	16%	16%	16%	18%	17%	14%	11%	9%	8%
Taxation	6%	6%	5%	5%	6%	7%	6%	6%	6%	5%
Racism	5%	4%	4%	5%	5%	6%	6%	5%	4%	4%
Defence	1%	1%	1%	1%	3%	6%	6%	6%	4%	3%
Indigenous Issues	4%	1%	1%	1%	2%	2%	2%	2%	2%	2%