



SPEC Barometer, 2nd QTR 2018

Second Media Release

PREPARED BY: IPSOS

PREPARED FOR: GENERAL MEDIA RELEASE

RELEASE DATE: 5 SEPTEMBER 2018

© 2018 Ipsos. All rights reserved. Contains Ipsos' Confidential and Proprietary information and may not be disclosed or reproduced without the prior written consent of Ipsos.

GAME CHANGERS



Contents

01

Methodology

03

Recent Events

06

Awareness of/Views About US
President Donald Trump

02

Demographics

04

Foreign Countries and Kenya's
Development



METHODOLOGY

Methodology

Dates of Fieldwork	25 TH July– 2 nd August, 2018
Sample Size	2,016 (Total Individual Contacts: 3, 484)
Sampling Methodology	Random, Multi-stage stratified using PPS (proportionate to population size) Spread across 46 counties
Population Universe	Kenyan adults, aged 18 and above living in Urban and Rural areas
Data Collection Methodology	Face-to-Face interviews at the household level
Sampling Error	+/-2.16% with a 95% confidence level (Note: Higher error-margins for sub-samples)
Interview Languages	English, Swahili, Somali
Funding Source	Ipsos

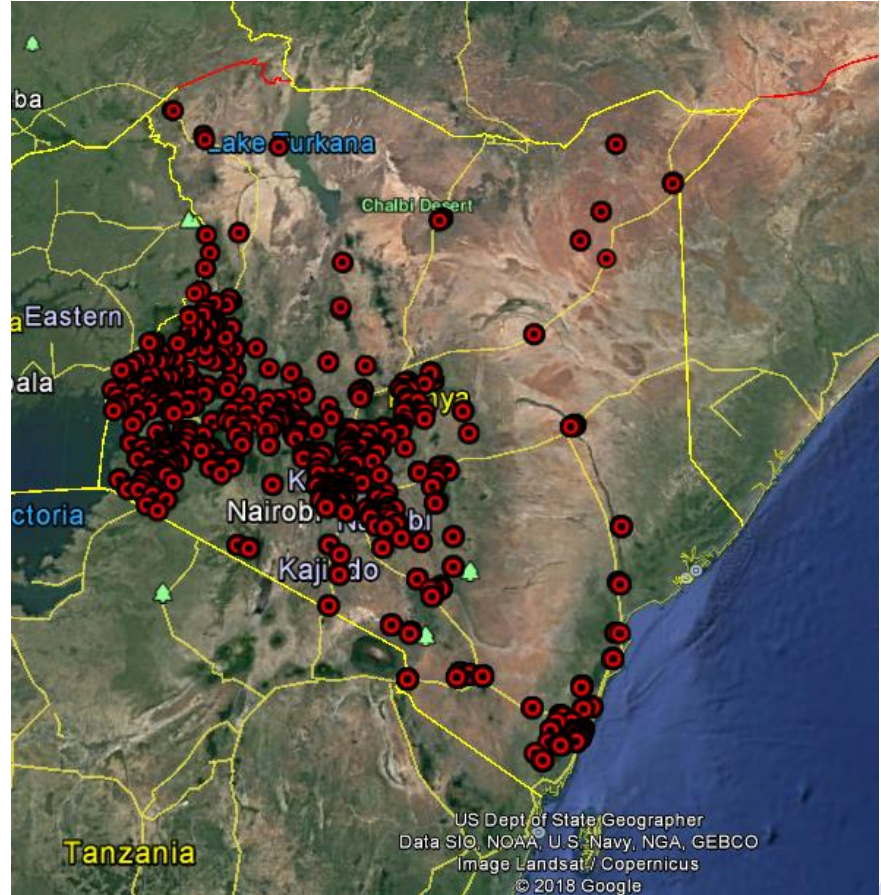
Sample Structure Statistics: Across 46 Counties

Region	Sample Frame statistics (July 2018) *Weighted data	% of Sample	Population Census of 2009 Adults (18 years +)	% Of Population
Central	268	13	2,548,038	13
Coast	174	9	1,711,549	9
Eastern	303	15	2,907,293	15
Nairobi	214	11	2,042,770	10
North Eastern	98	5	929,158	5
Nyanza	262	13	2,547,980	13
Rift Valley	496	25	4,795,482	25
Western	203	10	1,980,090	10
TOTAL	2,016	100	19,462,360	100

KENYA POPULATION DENSITY



FIELDWORK SAMPLE MAPPING



Quality Control Measures

IPSOS EMPLOYS QUALITY CONTROL MEASURES TO ENSURE THE HIGHEST POSSIBLE INTEGRITY OF OBTAINED RESULTS/DATA

- For at least 15% of the interviews, a supervisor is present throughout
- Field managers visit at least 15% of the respondents in the sample at their households to confirm the interviews (i.e. back-checking).
- After the interview data are electronically transmitted to the Ipsos server: an independent team then makes random phone calls to 20% of the respondents to confirm that the interviews were conducted with the said respondents (i.e., telephonic back-checks).
- Mobile data collection platform captures GPS location (latitudes and longitudes) of interviews conducted to verify the locations of the interviewers in the field alongside allowing silent recording.
- Logical data checks are made on selected questionnaire entries to ensure conformity with the flow of the questions answered by the respondents.
- Sample quotas were monitored to match the sample's statistical parameters.

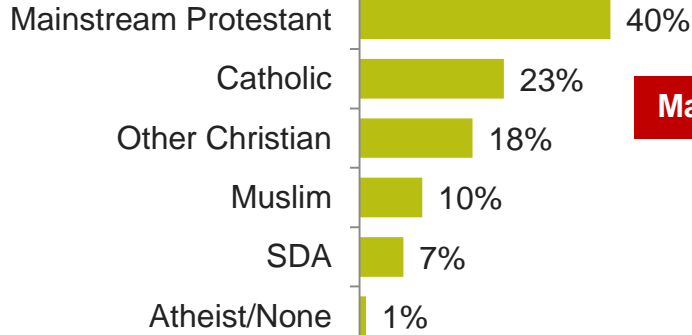


RESPONDENTS' DEMOGRAPHIC PROFILE

(Weighted for: Gender, Age,
Region and Setting)

DEMOGRAPHIC PROFILE

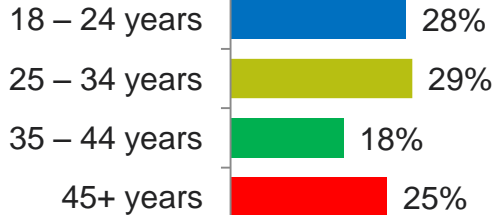
Religion



Gender



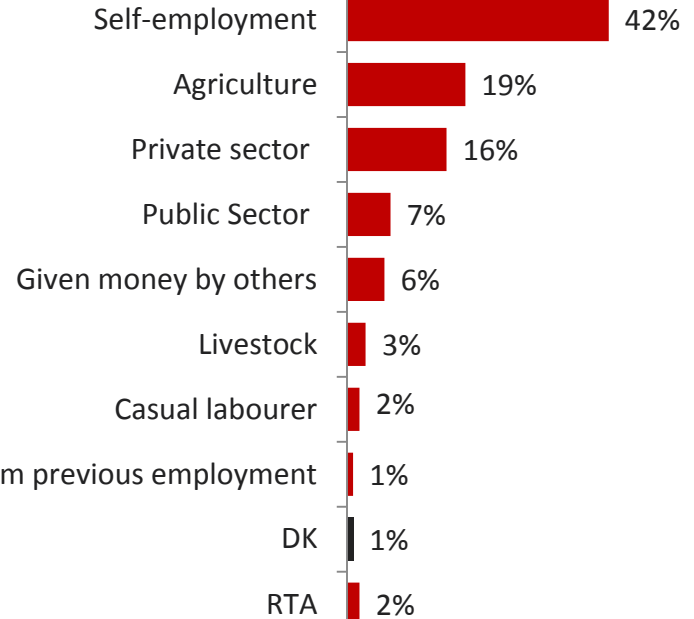
Age



Setting

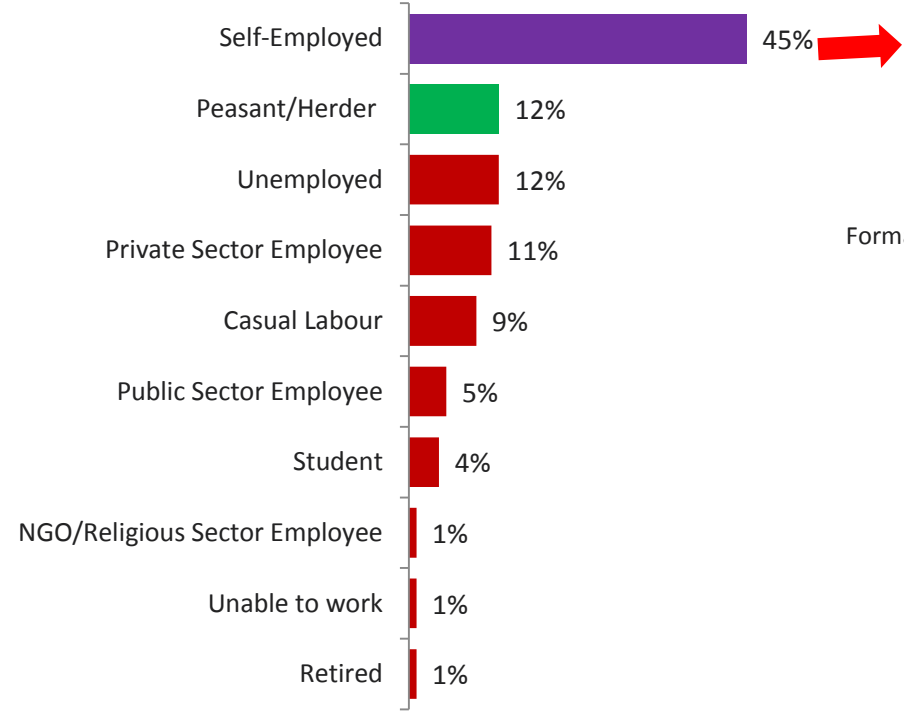


Main Source of Household Income



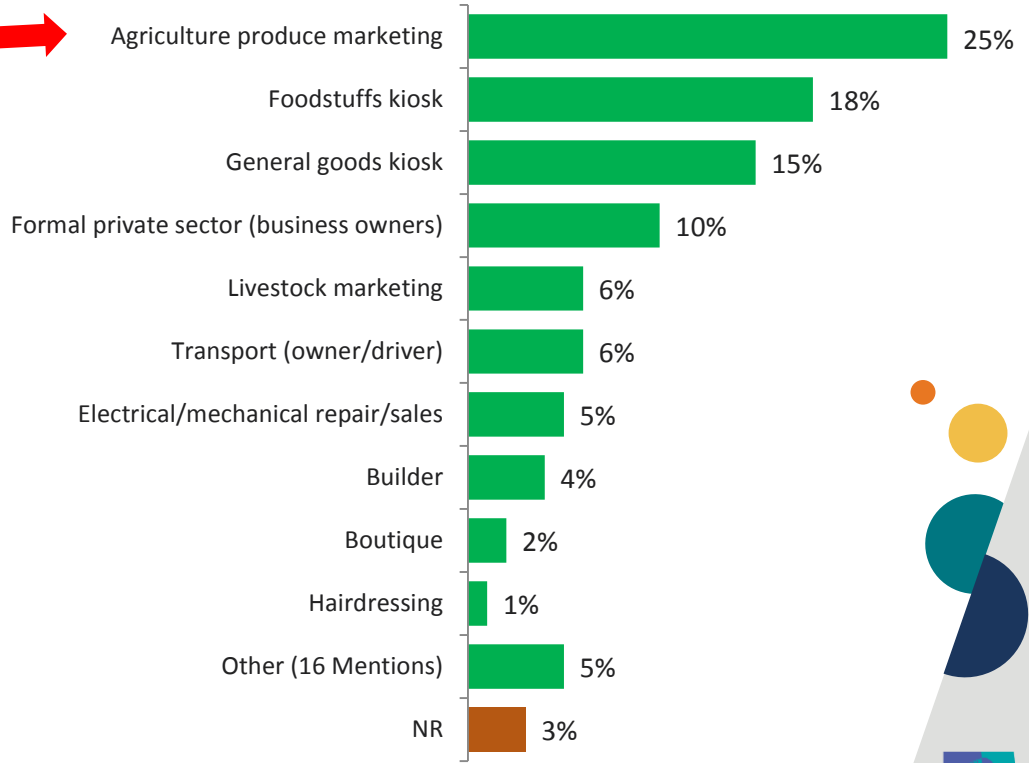
DEMOGRAPHIC PROFILE

Employment Status



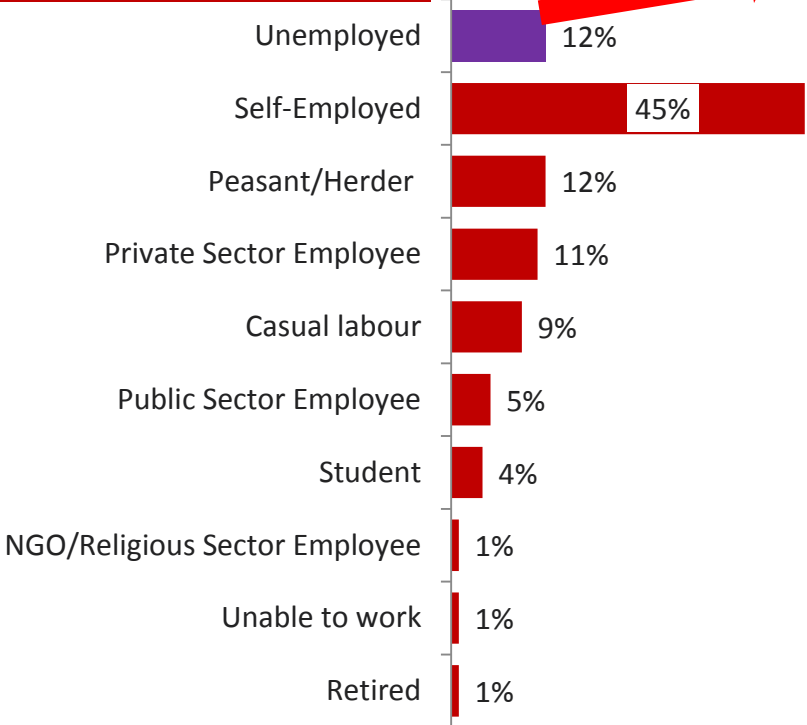
Total Wage Employment: 17%

Main Source of Self-Employment



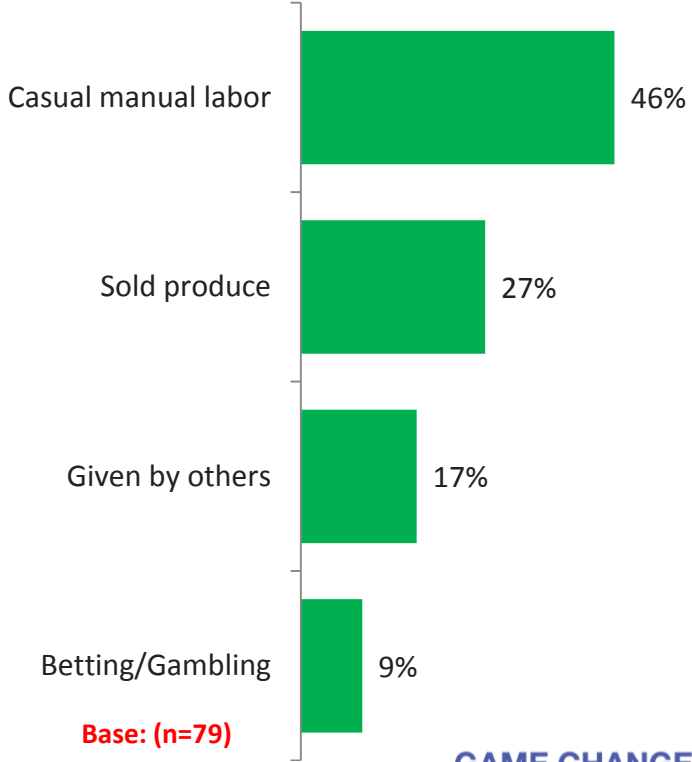
DEMOGRAPHIC PROFILE

Employment Status



Total Wage Employment: 17%

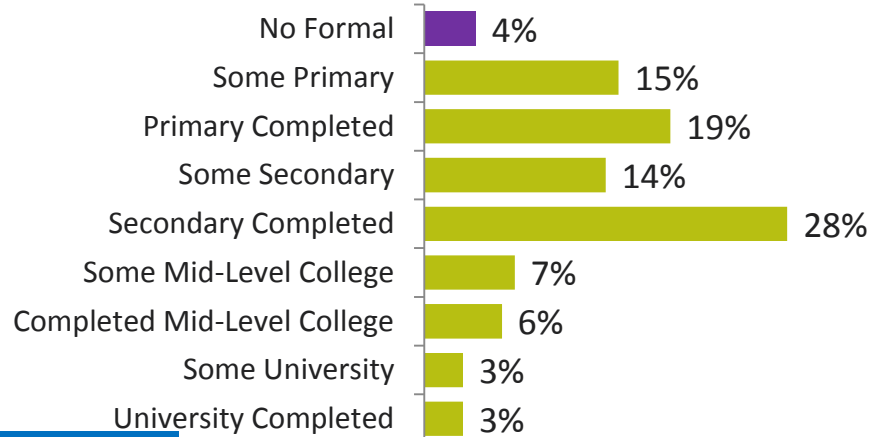
Main Source of Money (of the 33% Who Report Having Earned Any)



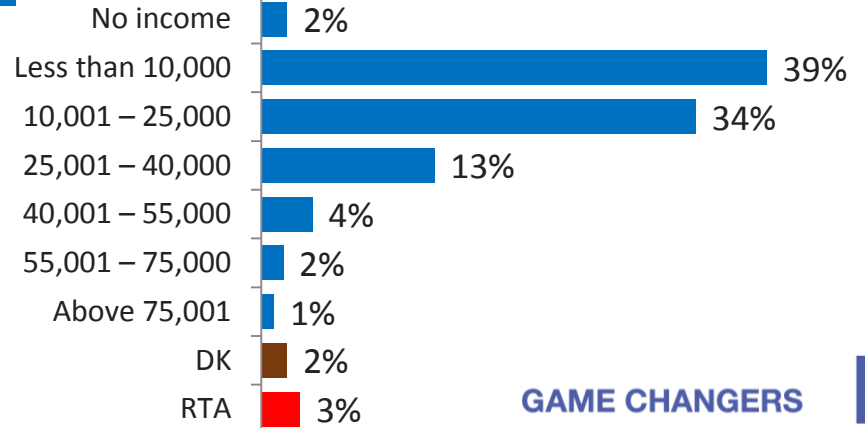
Base: (n=79)

DEMOGRAPHIC PROFILE

Level of Education



Estimated Total Monthly Household Income



Cautionary Point



Fieldwork for this survey was conducted between 25th July and 2nd August. During and after that time several developments occurred whose (full) impact may not be reflected in some of the results reported in this survey. Among them are:

August:

- 22nd: Foreign Affairs Cabinet Secretary Monica Juma holds talks with her US counterparts in Washington DC ahead of President Kenyatta's arrival
- 27th : President Kenyatta holds talks with US President Donald Trump during an official visit to Washington D.C., only the second African leader to be so welcomed; also meets US business leaders
- 30th: British PM Theresa May visits Kenya, the first visit by a British PM for 39 years as the UK prepares for Brexit
- 31st: President Kenyatta arrives in China for major African-Chinese summit on economic partnership



FOREIGN COUNTRIES AND KENYA'S DEVELOPMENT

GAME CHANGERS



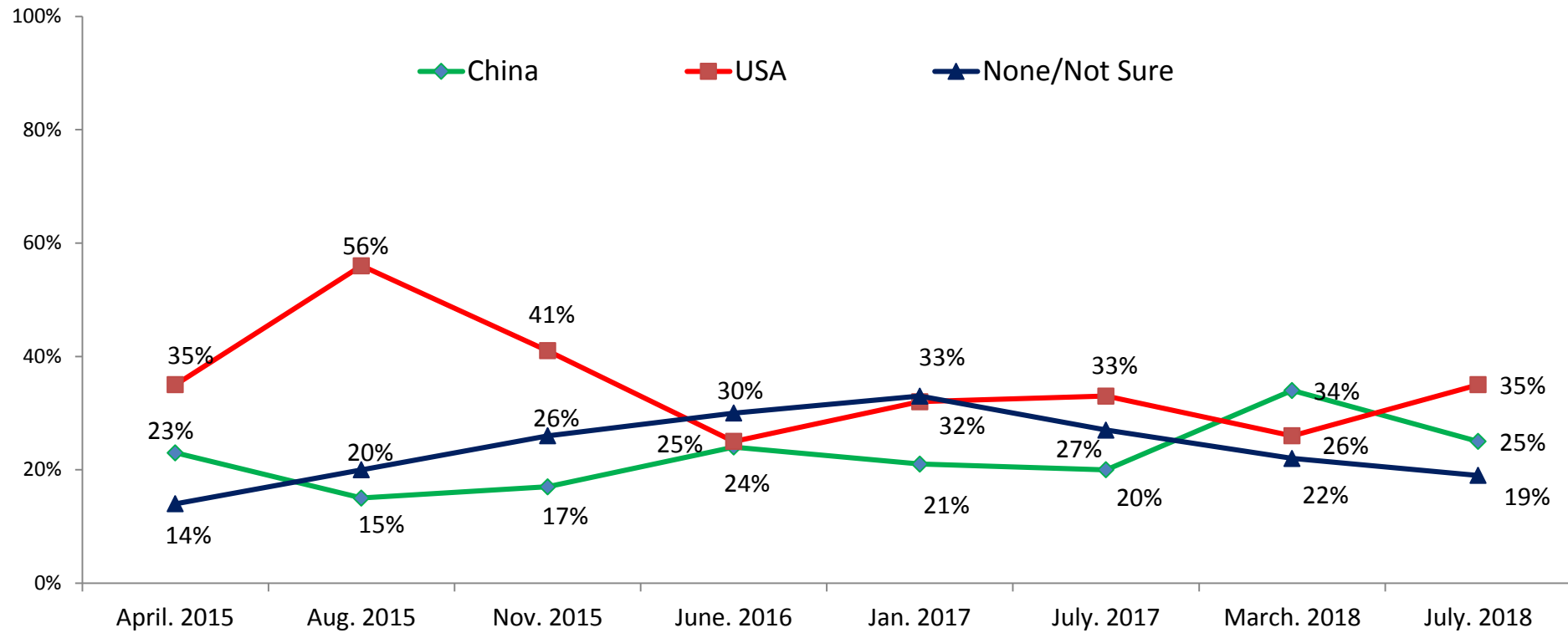
“Outside of eastern Africa, which foreign country do you think is most important for Kenya to have good relations with?”: *by Total, Supporters of the Main Political Parties/Coalitions*

Country	Total (n=2,016)	Jubilee Supporters (n=1,043)	NASA Supporters (n=694)	% Difference
USA	35%	28%	49%	+19%
China	25%	30%	19%	-11%
United Kingdom	4%	3%	4%	+1%
South Africa	4%	4%	3%	-1%
Germany	3%	4%	1%	-3%
Japan	2%	3%	2%	-1%
Russia	2%	1%	1%	0%
Sweden	1%	1%	0%	-1%
Israel	1%	1%	1%	0%
Other (24 Mentions)	4%	7%	5%	-2%
Not Sure	19%	18%	15%	3%

Main Reason for Perceiving Relations with the US and China as Beneficial for Kenya's Development (Single Response) : *by Those Who Mentioned the US/China*

Main Reason	USA (n=708)	China (n=497)		% Difference
Development/Economy: Infrastructure	38%	86%		+48%
Development/Economy: Loans/Grants	49%	11%		-38%
Counter-Terrorism	4%	0%		-4%
Culture	2%	0%		-2%
Anti-Corruption	3%	0%		-3%
Elections	2%	0%		-2%
Development (Other)	1%	1%		0%
Good Governance	1%	0%		-1%

“Outside of Eastern Africa, which foreign country do you think is most important for Kenya to have good relations with?”: Trend Analysis: April 2015 – July 2018



“Outside of Eastern Africa, which country do you think constitutes the biggest threat to Kenya’s economic and political development?”:

by Total, Supporters Of The Main Political Parties/Coalitions

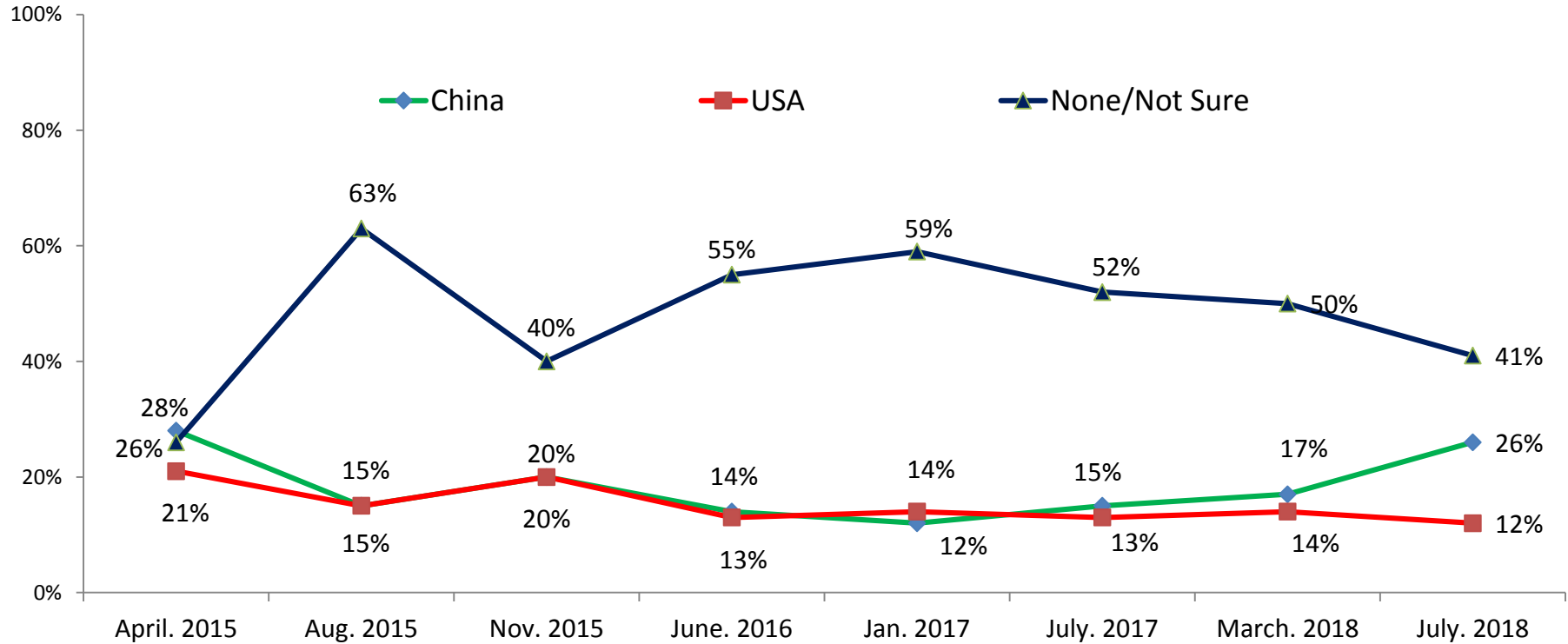
Country	Total (n=2,016)	Jubilee Supporters (n=1.043)	NASA Supporters (n=694)	% Difference
China	26%	23%	33%	+10%
USA	12%	16%	10%	-6%
Germany	2%	2%	1%	-1%
Japan	2%	2%	3%	+1%
Russia	2%	3%	2%	-1%
United Kingdom	2%	2%	1%	-1%
Sweden	1%	1%	1%	0%
South Africa	1%	0%	0%	0%
Iraq	1%	1%	1%	0%
Other (20 Mentions)	3%	4%	3%	-1%
None	1%	1%	1%	0%
Not Sure	40%	39%	38%	-1%
N/A	7%	6%	6%	0%

Main Reason for Perceiving the US and China as a Threat to Kenya's Development: *by Those Who Mentioned the US/China*

Main Reason	China (n=523)	USA (n=250)		% Difference
Development/Economy: Job Losses	38%	11%		27%
Development/Economy: Cheap Goods	25%	18%		7%
Development/Economy: Infrastructure	21%	16%		5%
Fosters Corruption	8%	5%		3%
Undermines Culture	3%	14%		11%
Undermines Elections	0%	12%		12%
Encourages Terrorism	2%	9%		7%
NR	2%	15%		13%

“Outside of Eastern Africa, which country do you think constitutes the biggest threat to Kenya’s economic and political development?”

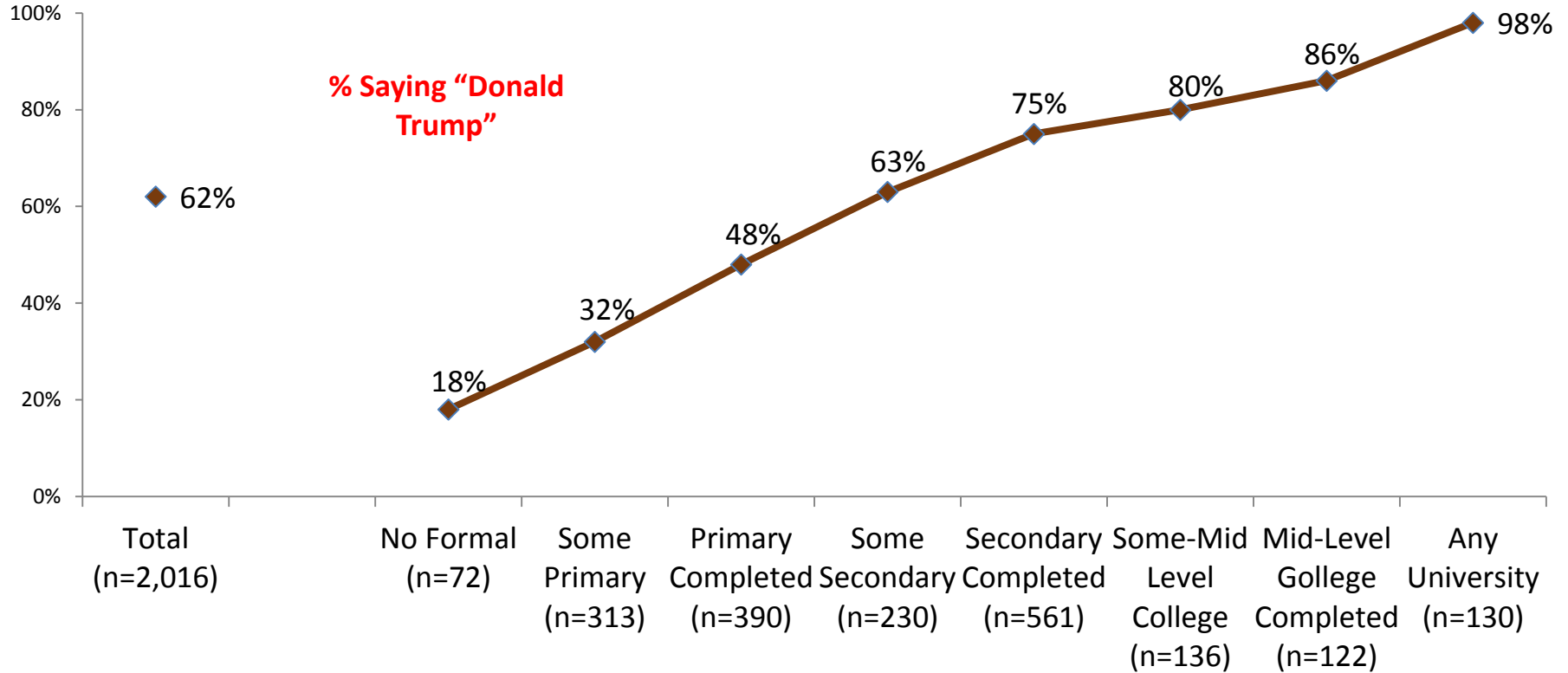
Trend Analysis: April 2015 – July 2018



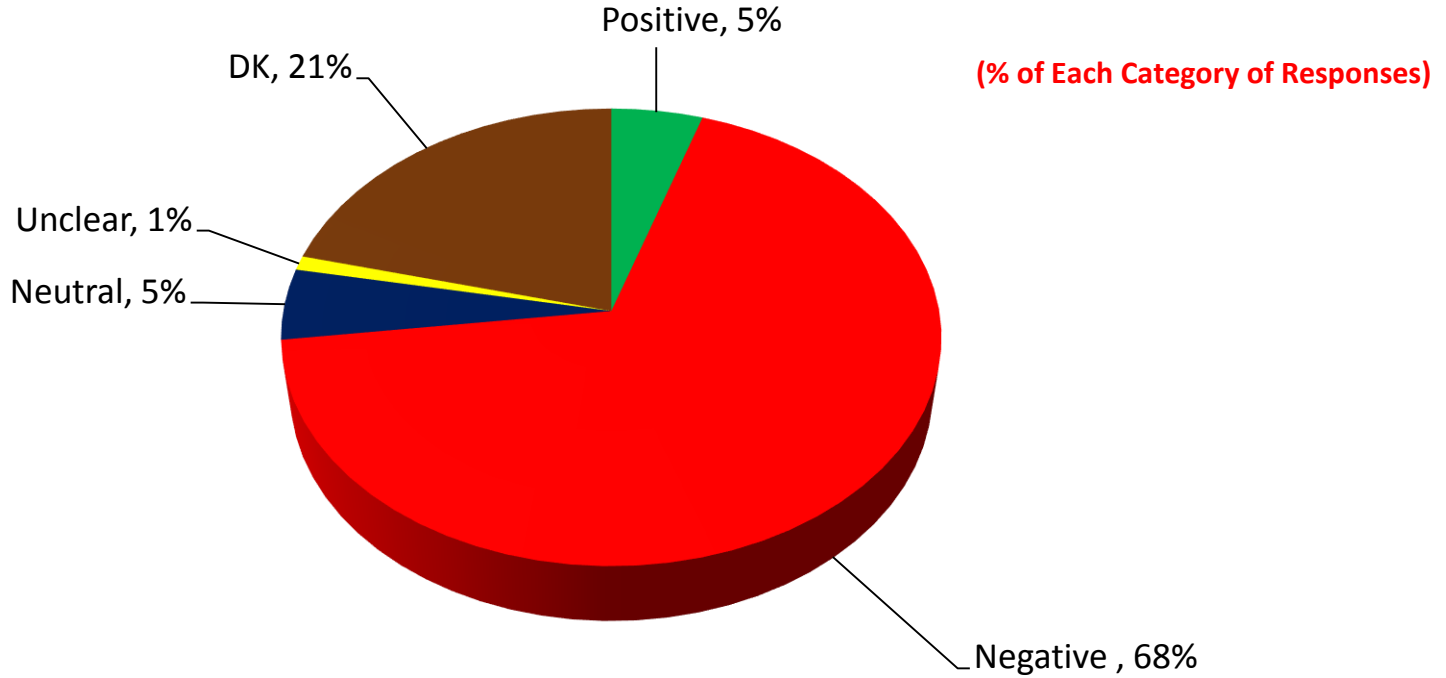


US PRESIDENT DONALD TRUMP: KENYANS' KNOWLEDGE AND OPINIONS

“Who is the current president of the United States?": *by Total, Level of Education*

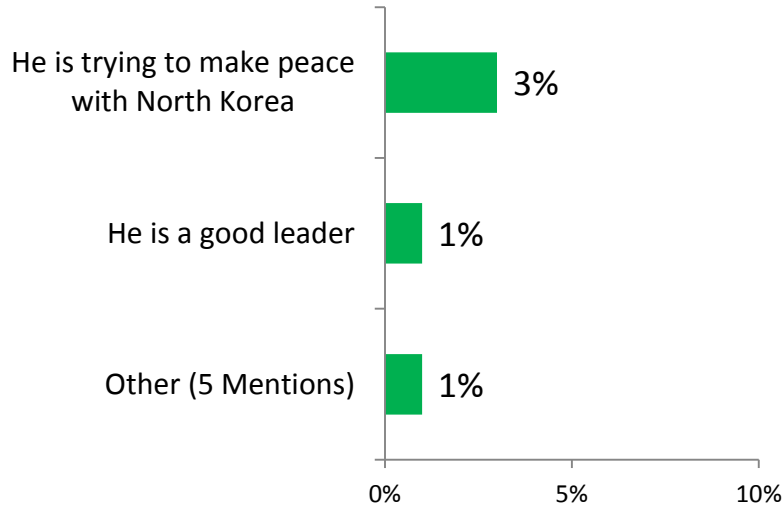


“Aside from the fact that he belongs to the Republican party and that he defeated the Democratic party candidate, Hillary Clinton in the 2016 election, what is one thing you know about President Trump?”: *by Total (Among the 62% Who Could Name Donald Trump as the Current US President)*

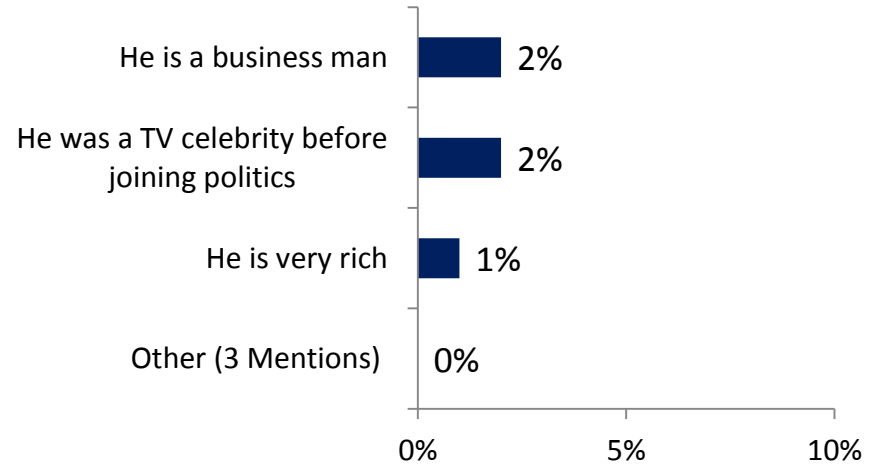


“Aside from the fact that he belongs to the Republican party and that he defeated the Democratic party candidate, Hillary Clinton in the 2016 election, what is one thing you know about President Trump?”: *by the 5% Who Gave a Neutral Response and the 5% Who Gave a Positive Response (Among the 62% Who Could Name Donald Trump as the Current US President)*

Positive Responses

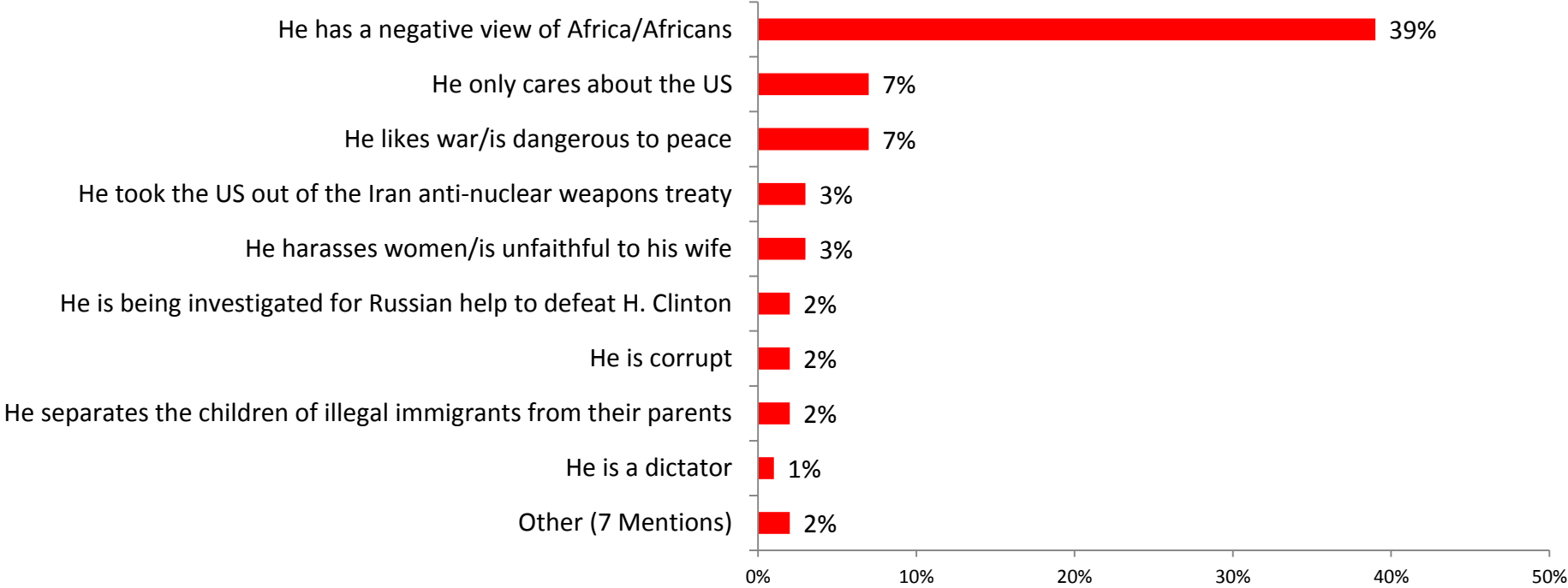


Neutral Responses



“Aside from the fact that he belongs to the Republican party and that he defeated the Democratic party candidate, Hillary Clinton in the 2016 election, what is one thing you know about President Trump?": *by the 68% Who Gave a Negative Response (Among the 62% Who Could Name Donald Trump as the Current US President)*

Negative Responses



Contacts



Dr. Tom Wolf
Research Analyst

✉ tpwolf1944@gmail.com



Nicholas Mwenda
Project Assistant-Opinion Polls

✉ Nicholas.mwenda@ipsos.com



Hilda Kiritu
Director, Public Affairs

✉ Hilda.kiritu@ipsos.com

Follow us on twitter: **@IpsosKe**

ABOUT IPSOS

Ipsos ranks third in the global research industry. With a strong presence in 87 countries, Ipsos employs more than 16,000 people and has the ability to conduct research programs in more than 100 countries. Founded in France in 1975, Ipsos is controlled and managed by research professionals. They have built a solid Group around a multi-specialist positioning – Media and advertising research; Marketing research; Client and employee relationship management; Opinion & social research; Mobile, Online, Offline data collection and delivery.

Ipsos is listed on Eurolist - NYSE-Euronext. The company is part of the SBF 120 and the Mid-60 index and is eligible for the Deferred Settlement Service (SRD).

ISIN code FR0000073298, Reuters ISOS.PA, Bloomberg IPS:FP
www.ipsos.com



Ipsos complies to ISO 20252 when executing a research project. Ipsos was certified by SGS United Kingdom Ltd, list of certified characteristics available upon request or on www.sgs.com/standard.

GAME CHANGERS

At Ipsos we are passionately curious about people, markets, brands and society. We deliver information and analysis that makes our complex world easier and faster to navigate and inspires our clients to make smarter decisions.

We believe that our work is important. Security, simplicity, speed and substance applies to everything we do.

Through specialisation, we offer our clients a unique depth of knowledge and expertise. Learning from different experiences gives us perspective and inspires us to boldly call things into question, to be creative.

By nurturing a culture of collaboration and curiosity, we attract the highest calibre of people who have the ability and desire to influence and shape the future.

“GAME CHANGERS” - our tagline - summarises our ambition.

GAME CHANGERS

