



Ipsos Public Affairs

**Global**  
**NEWS**

Global News

# Back-to-School Poll

AUG 31, 2018

© 2018 Ipsos. All rights reserved. Contains Ipsos' Confidential and Proprietary information and may not be disclosed or reproduced without the prior written consent of Ipsos.

GAME CHANGERS



# METHODOLOGY

# Methodology

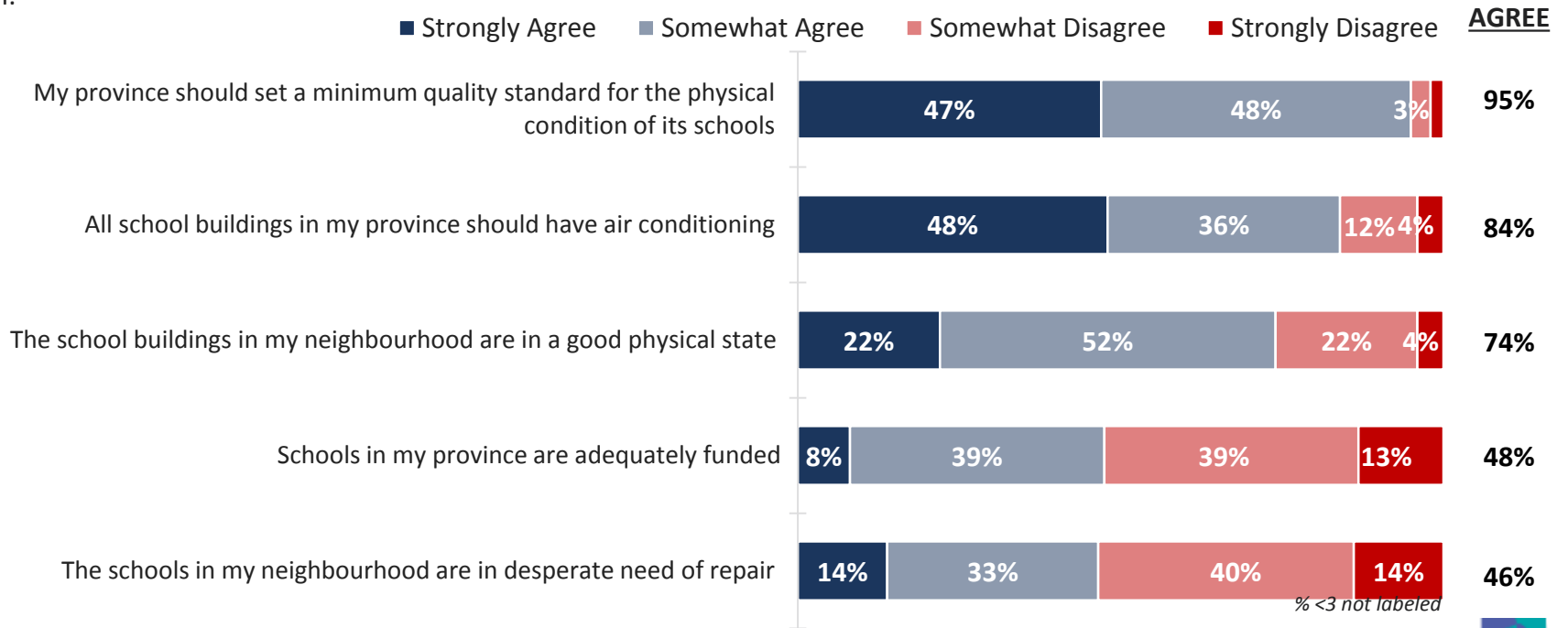
- These are the findings of an Ipsos poll conducted on behalf of Global News from Aug 27 to 30, 2018
- For this survey, a sample of 1,200 Canadian parents (with kids under 18 in the household) aged 18+ was interviewed online via the Ipsos I-Say panel and non-panel sources. A sample of n = 500 live in Ontario.
- Quota sampling and weighting were employed to balance demographics to ensure that the sample's composition reflects that of the population by region and gender according to Census data and to provide results intended to approximate the sample universe.
- The precision of Ipsos online polls is measured using a credibility interval. In this case, the poll is accurate to within  $\pm 3.2$  percentage points, 19 times out of 20, had all Canadian parents been polled, and  $\pm 5$  points for the sample Ontarians.
- The credibility interval will be wider among subsets of the population. All sample surveys and polls may be subject to other sources of error, including, but not limited to coverage error, and measurement error.

# INFRASTRUCTURE

## INFRASTRUCTURE

# The State of Canadian Schools

- While three quarters (74%) of Canadian parents say that the school buildings in their neighbourhood are in a good physical state, only 22% strongly agree. As such, nearly half (46%) at least somewhat agree that that their local schools are in desperate need of repair.



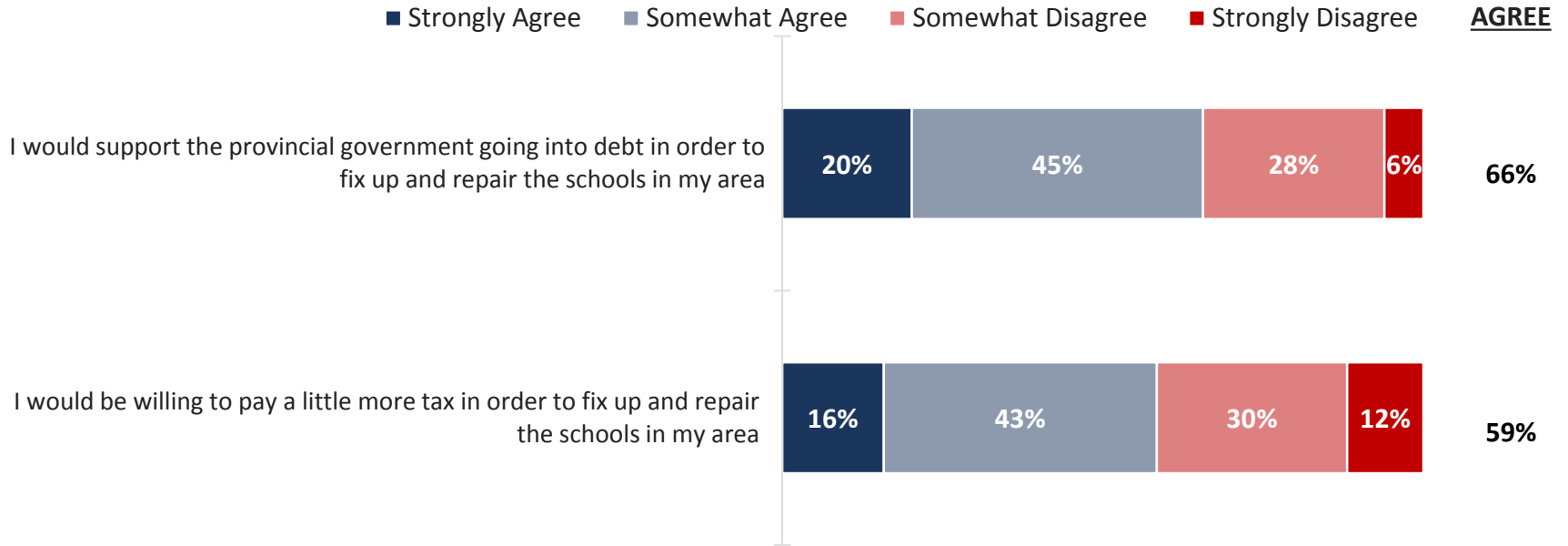
# The State of Canadian Schools – By Region

- Quebecers are by far the most likely to say that the schools in their neighbourhood are in desperate need of repair (56%), and least likely to think the schools are in a good physical state (67%).

% Strongly/ Somewhat agree	REGION						
	Total	BC	AB	Man/Sk	Ontario	Quebec	Atlantic
<i>Base: All Respondents (unwtd)</i>	n=1200	n=130	n=110	n=110	n=500	n=240	n=110
		<b>A</b>	<b>B</b>	<b>C</b>	<b>D</b>	<b>E</b>	<b>F</b>
My province should set a minimum quality standard for the physical condition of its schools	95%	94% *	99% *	98% *	94%	95%	95% *
All school buildings in my province should have air conditioning	84%	70% *	83% *	90% A*	89% AE	82% A	86% A*
The school buildings in my neighbourhood are in a good physical state	74%	77% *	80% E*	86% DE*	74%	67%	74% *
Schools in my province are adequately funded	48%	58% E*	50% E*	54% E*	50% E	36%	43% *
The schools in my neighbourhood are in desperate need of repair	46%	46% BC*	27% *	26% *	50% BC	56% BC	42% *

# Support for More Taxes or Debt to Pay for Repairs

- A majority of parents support the idea of their provincial government going into debt (66%) or raising taxes (59%) in order to fix up and repair the schools in their area.



# More Taxes or Debt to Pay for Repairs – By Region

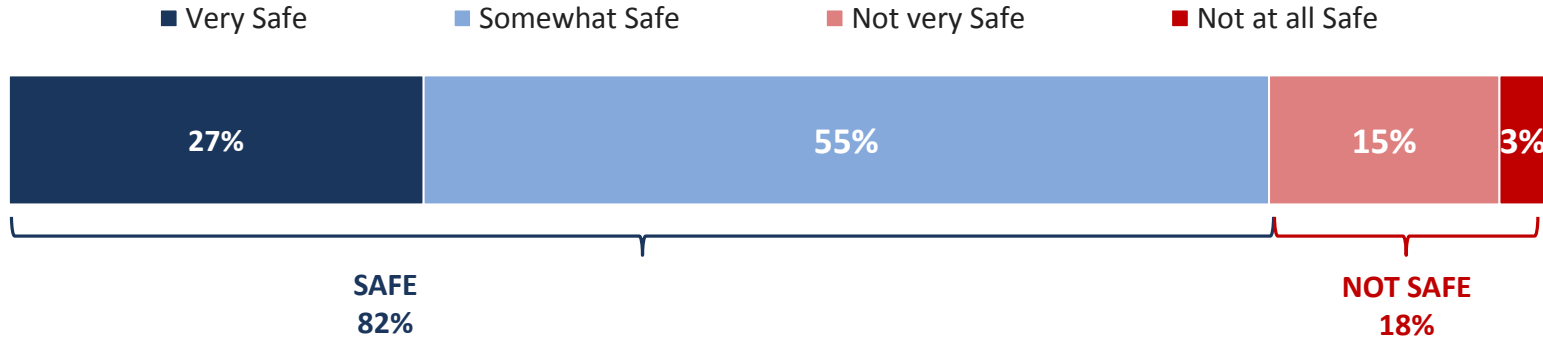
- Parents in Quebec are most likely to support their government going into debt to pay for school repairs, but least likely to support paying more in taxes to accomplish the same goal.

% Strongly/ Somewhat agree	Total	REGION					
		BC	AB	Man/SK	Ontario	Quebec	Atlantic
<i>Base: All Respondents (unwtd)</i>	<b>n=1200</b>	<i>n=130</i>	<i>n=110</i>	<i>n=110</i>	<i>n=500</i>	<i>n=240</i>	<i>n=110</i>
		<b>A</b>	<b>B</b>	<b>C</b>	<b>D</b>	<b>E</b>	<b>F</b>
I would support the provincial government going into debt in order to fix up and repair the schools in my area	66%	<b>63% *</b>	<b>64% *</b>	<b>61% *</b>	66%	69%	<b>66% *</b>
I would be willing to pay a little more tax in order to fix up and repair the schools in my area	59%	<b>60% *</b>	<b>61% *</b>	<b>65% E*</b>	<b>62% E</b>	48%	<b>59% *</b>

# SCHOOL SAFETY

# Safety of Roads Near Schools

- While eight in ten (82%) believe that the roads near schools in their community area at least somewhat safe, only 27% say they are very safe – acknowledging room for improvement.
- Conversely, two in ten (18%) parents do not believe school-zone roads are safe.



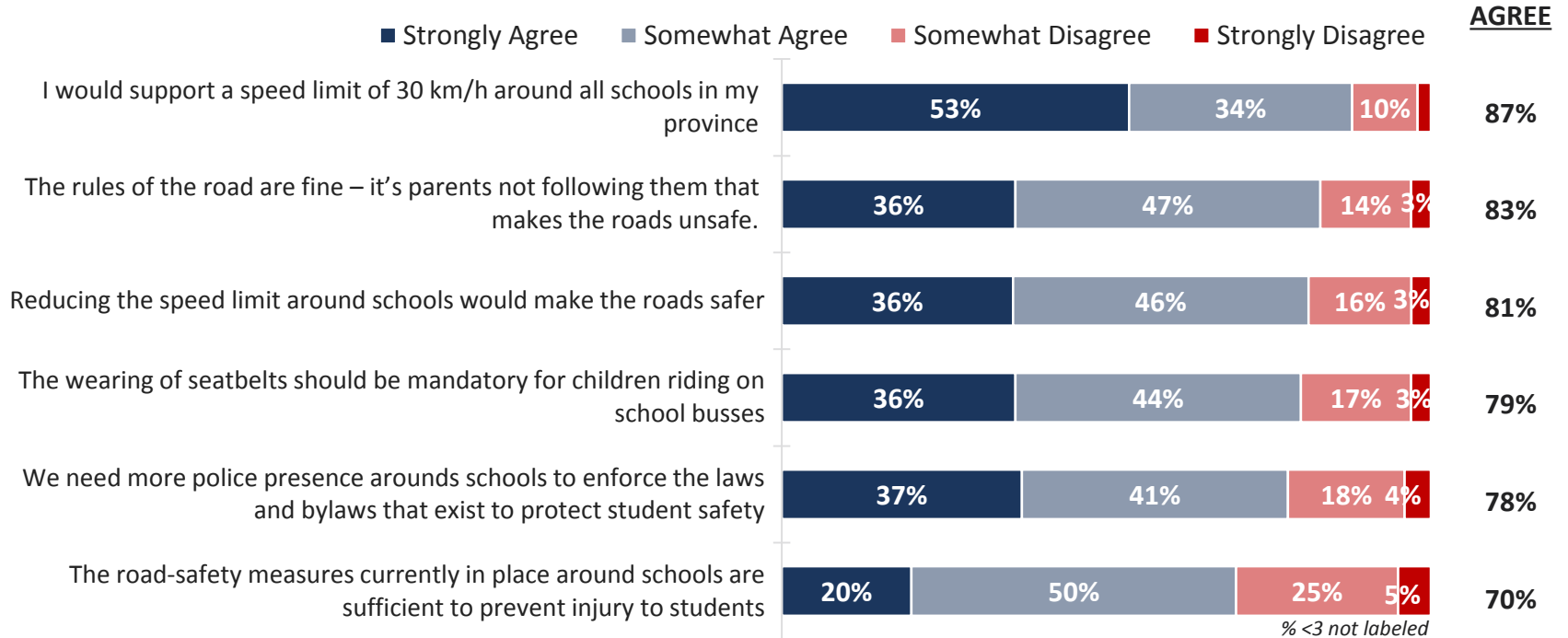
# Safety Near School Zones – By Region

- Those in Saskatchewan and Manitoba are most likely to report that their school-zone roads are safe (92%), significantly more than parents living in BC (84%), Alberta (84%), Ontario (82%), Atlantic Canada (80%) and Quebec (78%).

	Total	REGION					
		BC	AB	Man/SK	Ontario	Quebec	Atlantic
<i>Base: All Respondents (unwtd)</i>	<b>n=1200</b>	n=130	n=110	n=110	n=500	n=240	n=110
		<b>A</b>	<b>B</b>	<b>C</b>	<b>D</b>	<b>E</b>	<b>F</b>
<b>% Very/ Somewhat safe</b>	82%	<b>84% *</b>	<b>84% *</b>	<b>92%<sup>EF*</sup></b>	82%	78%	<b>80% *</b>

# Attitudes Towards School-Zone Safety

- While many parents believe that school-zone safety can be improved, most feel (at least somewhat) that the rules in their school-zone are adequate, even if they might benefit from more police presence and other improvements.



# Attitudes Towards School-Zone Safety: By Region

- Quebecers are least likely to believe that road-safety measures currently in place are sufficient to prevent injury to students, and most likely (94%) (along with AB residents) to support a speed limit of 30 km/h around all schools in their province.

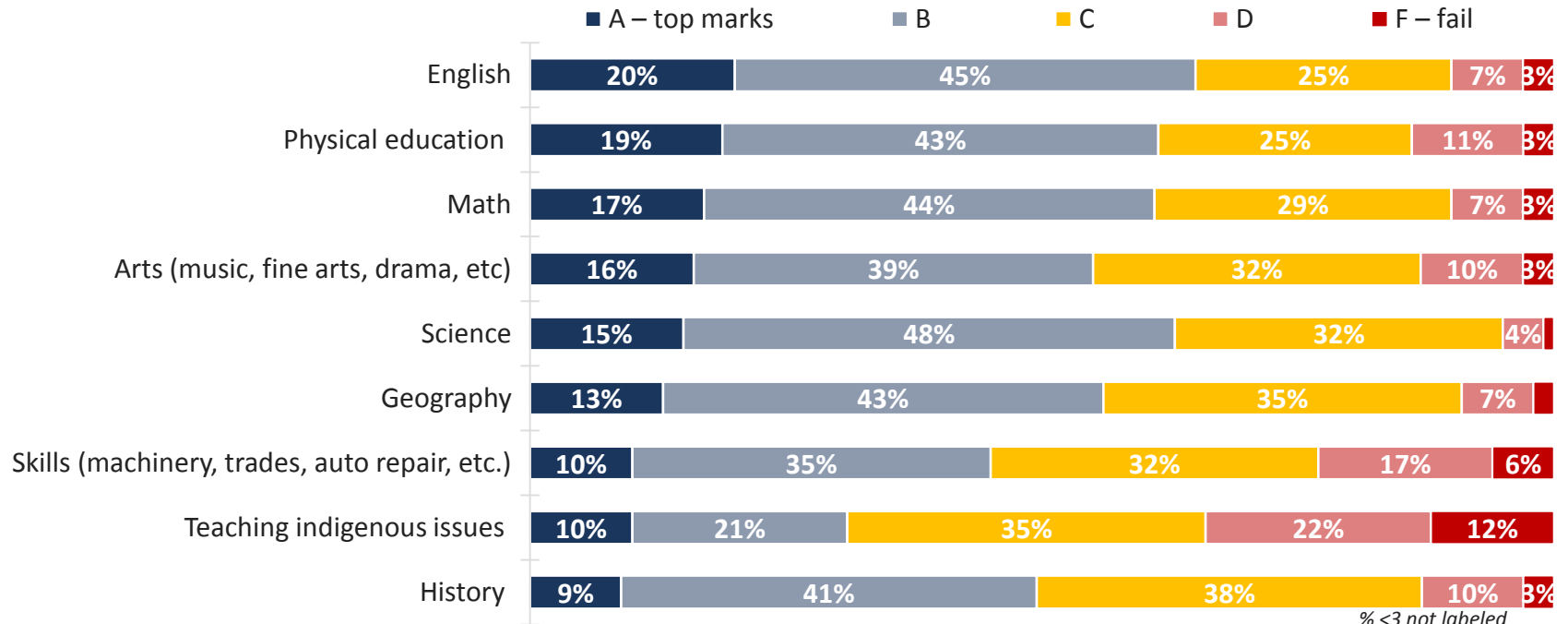
% Strongly/ Somewhat agree	Total	REGION					
		BC	AB	Man/SK	Ontario	Quebec	Atlantic
<i>Base: All Respondents (unwtd)</i>	<b>n=1200</b>	<i>n=130</i>	<i>n=110</i>	<i>n=110</i>	<i>n=500</i>	<i>n=240</i>	<i>n=110</i>
		<b>A</b>	<b>B</b>	<b>C</b>	<b>D</b>	<b>E</b>	<b>F</b>
I would support a speed limit of 30 km/h around all schools in my province	87%	<b>85% *</b>	<b>94% D*</b>	<b>92% D*</b>	81%	<b>94% AD</b>	<b>91% *</b>
The rules of the road are fine – it's parents not following them that makes the roads unsafe.	83%	<b>88% *</b>	<b>91% D*</b>	<b>83% *</b>	80%	81%	<b>80% *</b>
Reducing the speed limit around schools would make the roads safer	81%	<b>79% *</b>	<b>79% *</b>	<b>80% *</b>	81%	85%	<b>83% *</b>
The wearing of seatbelts should be mandatory for children riding on school busses	79%	<b>71% *</b>	<b>82% *</b>	<b>80% *</b>	82%	80%	<b>79% *</b>
We need more police presence arounds schools to enforce the laws and bylaws that exist to protect student safety	78%	<b>78% c*</b>	<b>80% c*</b>	<b>62% *</b>	<b>77% c</b>	<b>80% c</b>	<b>81% c*</b>
The road-safety measures currently in place around schools are sufficient to prevent injury to students	70%	<b>75% *</b>	<b>77% E*</b>	<b>76% *</b>	70%	62%	<b>73% *</b>

# MAKING THE GRADE

## SCHOOLS AND SUBJECTS

# Perceptions of School Teaching Performance

- While most parents believe that schools do a reasonably good job (and A or a B) teaching English, Science, Phys Ed, Math, the Arts and Geography, scores related to History, Skills (machinery, trades, auto repair, etc.) and Indigenous Issues are weaker.



# Teaching Performance: “A” – By Region

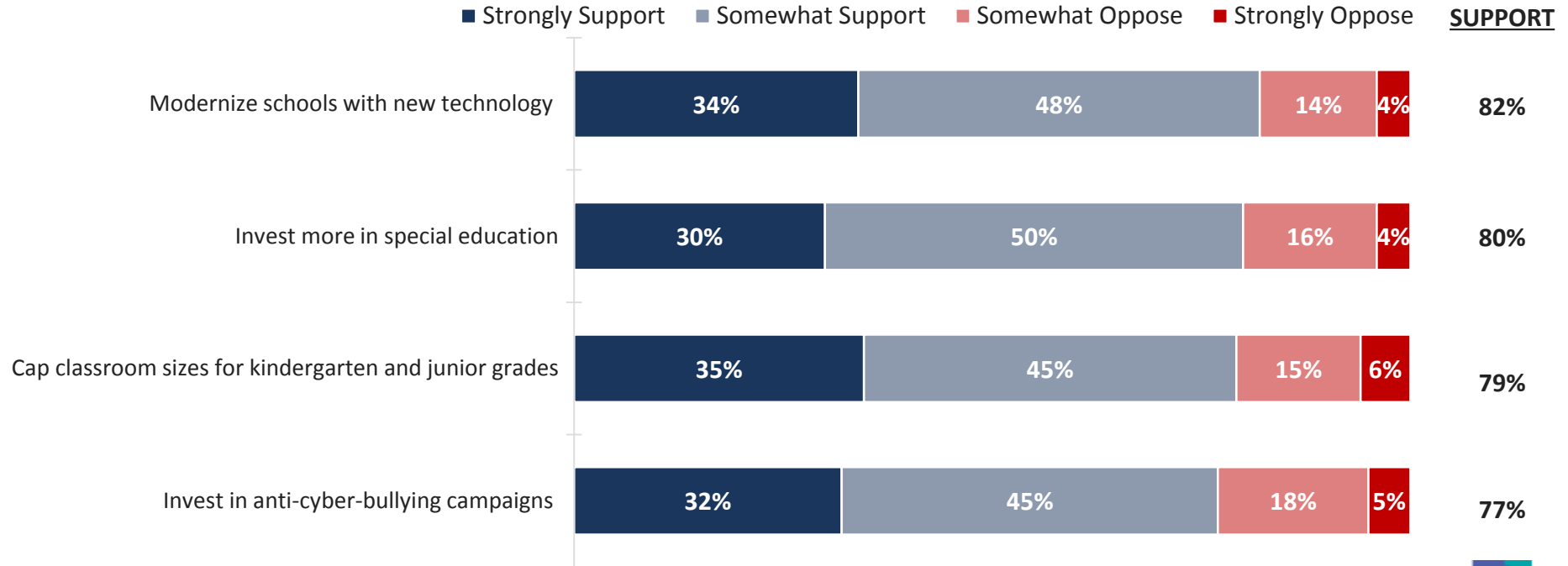
- Those in Manitoba and Saskatchewan are more likely to give an A grade in the areas of English, Phys Ed and Math. Ontarians and Quebecers are tougher graders in general.

% Top marks A	Total	REGION					
		BC	AB	Man/SK	Ontario	Quebec	Atlantic
<i>Base: All Respondents (unwtd)</i>	<b>n=1200</b>	<i>n=130</i>	<i>n=110</i>	<i>n=110</i>	<i>n=500</i>	<i>n=240</i>	<i>n=110</i>
		<b>A</b>	<b>B</b>	<b>C</b>	<b>D</b>	<b>E</b>	<b>F</b>
English	20%	<b>25%<sup>E*</sup></b>	<b>23%<sup>E*</sup></b>	<b>34%<sup>DE*</sup></b>	<b>19%<sup>E</sup></b>	11%	<b>25%<sup>E*</sup></b>
Physical education	19%	<b>24%<sup>*</sup></b>	<b>14%<sup>*</sup></b>	<b>32%<sup>BDE*</sup></b>	17%	19%	<b>18%<sup>*</sup></b>
Math	17%	<b>17%<sup>*</sup></b>	<b>17%<sup>*</sup></b>	<b>30%<sup>ADE*</sup></b>	15%	16%	<b>23%<sup>*</sup></b>
Arts (music, fine arts, drama, etc)	16%	<b>19%<sup>*</sup></b>	<b>14%<sup>*</sup></b>	<b>18%<sup>*</sup></b>	16%	15%	<b>20%<sup>*</sup></b>
Science	15%	<b>21%<sup>*</sup></b>	<b>15%<sup>*</sup></b>	<b>16%<sup>*</sup></b>	13%	14%	<b>19%<sup>*</sup></b>
Geography	13%	<b>12%<sup>*</sup></b>	<b>17%<sup>*</sup></b>	<b>13%<sup>*</sup></b>	14%	10%	<b>11%<sup>*</sup></b>
Skills (machinery, trades, auto repair, etc.)	10%	<b>10%<sup>*</sup></b>	<b>11%<sup>*</sup></b>	<b>15%<sup>*</sup></b>	9%	11%	<b>9%<sup>*</sup></b>
Teaching indigenous issues	10%	<b>13%<sup>*</sup></b>	<b>14%<sup>E*</sup></b>	<b>12%<sup>*</sup></b>	10%	6%	<b>15%<sup>E*</sup></b>
History	9%	<b>14%<sup>*</sup></b>	<b>10%<sup>*</sup></b>	<b>13%<sup>*</sup></b>	8%	7%	<b>10%<sup>*</sup></b>

## SCHOOLS AND SUBJECTS

# Support for Higher Taxes to Improve System

- A majority of parents support paying higher taxes in order for schools to be modernized, for more to be invested in special education, to cap classroom sizes for junior grades, and to invest in anti-cyber-bullying campaigns.



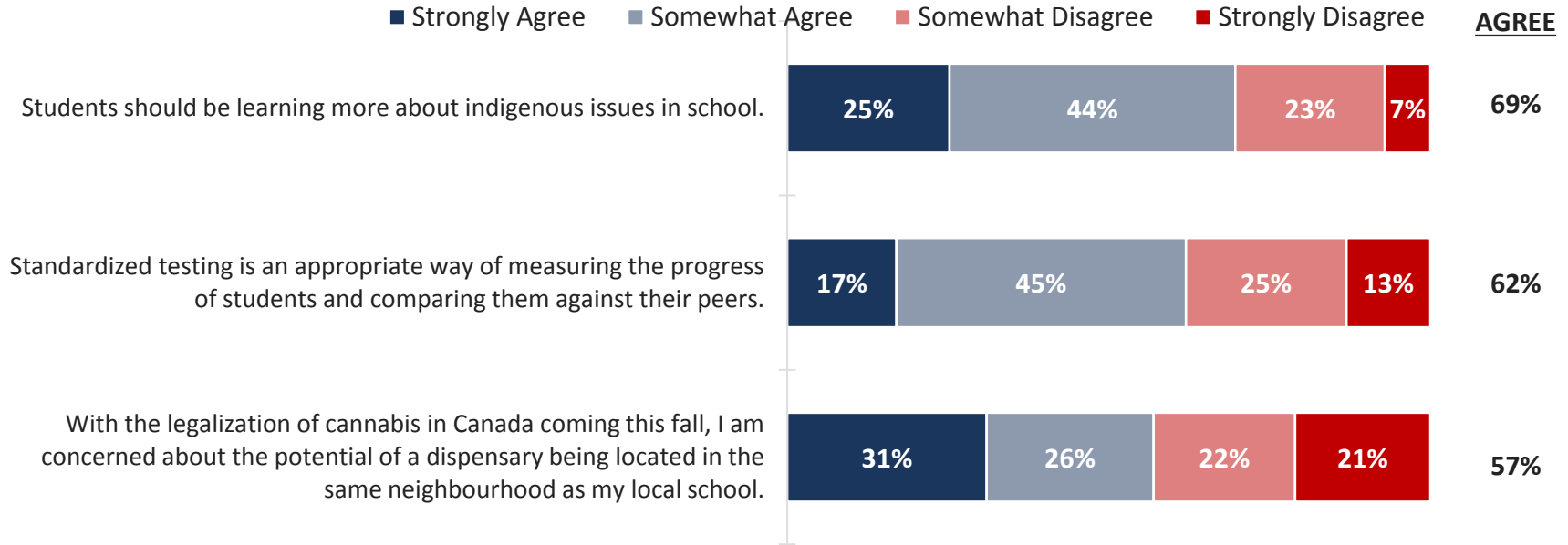
# Support for Higher Taxes to Improve System – By Region

- Quebecers are less supportive of higher taxes to improve technology and to cap classroom sizes.
- British Columbians are by far the least likely to support higher taxes to invest more in special education.
- Albertans are most supportive of higher taxes to cap classroom sizes.

% Strongly/ Somewhat support	Total	REGION					
		BC	AB	Prairies	Ontario	Quebec	Atlantic
<i>Base: All Respondents (unwtd)</i>	<b>n=1200</b>	<i>n=130</i>	<i>n=110</i>	<i>n=110</i>	<i>n=500</i>	<i>n=240</i>	<i>n=110</i>
		<b>A</b>	<b>B</b>	<b>C</b>	<b>D</b>	<b>E</b>	<b>F</b>
Modernize schools with new technology	82%	<b>88%<sup>E*</sup></b>	<b>84%<sup>*</sup></b>	<b>80%<sup>*</sup></b>	<b>84%<sup>E</sup></b>	76%	<b>78%<sup>*</sup></b>
Invest more in special education	80%	<b>65%<sup>*</sup></b>	<b>84%<sup>A*</sup></b>	<b>80%<sup>*</sup></b>	<b>85%<sup>AF</sup></b>	<b>80%<sup>A</sup></b>	<b>73%<sup>*</sup></b>
Cap classroom sizes for kindergarten and junior grades	79%	<b>70%<sup>*</sup></b>	<b>92%<sup>ACE*</sup></b>	<b>78%<sup>*</sup></b>	<b>85%<sup>AE</sup></b>	68%	<b>84%<sup>E*</sup></b>
Invest in anti-cyber-bullying campaigns	77%	<b>75%<sup>*</sup></b>	<b>74%<sup>*</sup></b>	<b>76%<sup>*</sup></b>	81%	76%	<b>70%<sup>*</sup></b>

# Attitudes Towards School Issues

- A majority of parents agree that students should be learning more about indigenous issues, and that standardized testing is appropriate for comparing students against their peers.
- Six in ten (57%) are concerned about the potential of cannabis dispensaries being located in school neighbourhoods, while 43% are not.



# Attitudes Towards School Issues: By Region

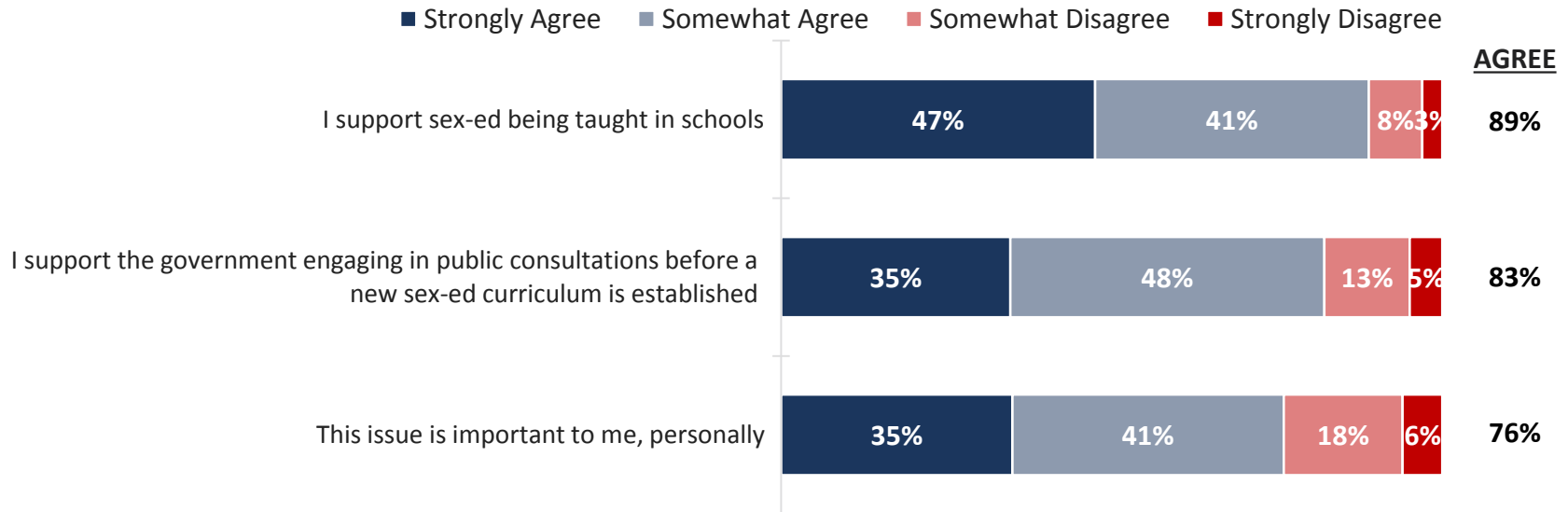
- Ontarians are most likely to support indigenous issues being taught more in schools; Albertans are least likely.
- Residents of Manitoba and Saskatchewan are most supportive of standardized testing.
- Quebecers are most concerned about the location of cannabis dispensaries; Albertans the least likely to be concerned about it.

% Strongly/ Somewhat agree	Total	REGION					
		BC	AB	Man/Sk	Ontario	Quebec	Atlantic
<i>Base: All Respondents (unwtd)</i>	<b>n=1200</b>	<i>n=130</i>	<i>n=110</i>	<i>n=110</i>	<i>n=500</i>	<i>n=240</i>	<i>n=110</i>
		<b>A</b>	<b>B</b>	<b>C</b>	<b>D</b>	<b>E</b>	<b>F</b>
Students should be learning more about indigenous issues in school.	69%	<b>65% *</b>	<b>53% *</b>	<b>63% *</b>	<b>79% ABCEF</b>	<b>67% B</b>	<b>66% *</b>
Standardized testing is an appropriate way of measuring the progress of students and comparing them against their peers.	62%	<b>59% *</b>	<b>62% *</b>	<b>67% *</b>	60%	66%	<b>57% *</b>
With the legalization of cannabis in Canada coming this fall, I am concerned about the potential of a dispensary being located in the same neighbourhood as my local school.	57%	<b>57% *</b>	<b>43% *</b>	<b>55% *</b>	55%	<b>70% BCDF</b>	<b>47% *</b>

# SEX-ED IN ONTARIO

# Attitudes Towards Sex-Education

- A majority supports the concept of sex-ed being taught in schools (47% strongly agree), and eight in ten (83%) support the government engaging in consultations before a new sex-ed curriculum is established.
- Three quarters of parents (76%) say that the issue of sex-ed curriculum in schools is important to them personally, while only one quarter (24%) of parents disagree.



Q.7. As you may know, Premier Doug Ford has repealed the previous Liberal government's new 2015 sex-ed curriculum in Ontario. While he has promised consultations on a new curriculum, for the meantime schools will revert back to the 1998 sex-ed curriculum. Thinking about this issue, to what extent do you agree or disagree with the following: Base: All answering (n=500)

# Attitudes Towards Sex-Ed: by Demos

- Residents of the 416 (Toronto proper) are the most likely to say that this issue is important to them, while those living in the 905 are least likely (69%) to agree that the issue is important to them.
- Interest is stronger among parents of younger children than parents of older children.

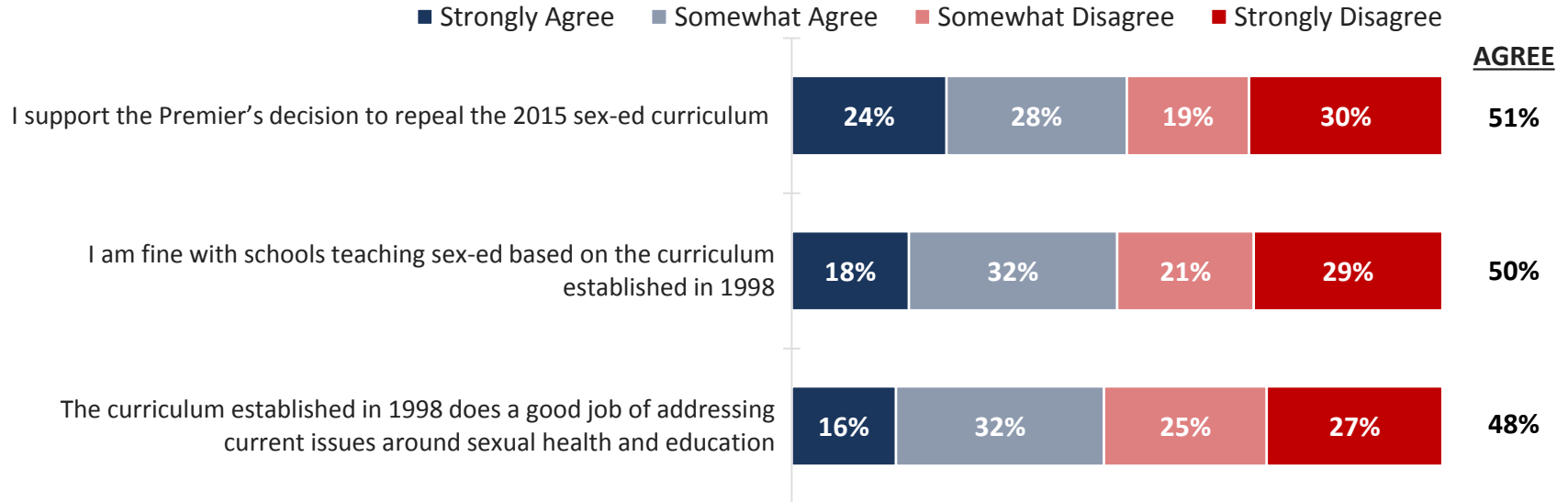
	REGION							GENDER OF CHILDREN			AGE OF CHILD			
	Total	GTA 416	GTA 905	Central	East	SW	North	Parents of girls only	Parents of boys only	Both boys and girls	4 years of age & under	5-8 years of age	9-12 years of age	13-17 years of age
<b>% Strongly/ Somewhat agree</b>														
<i>Base: All Respondents (unwtd)</i>	<b>n=500</b>	n=120	n=137	n=50	n=36	n=128	n=29	n=171	n=189	n=140	n=172	n=163	n=159	n=187
		<b>F</b>	<b>G</b>	<b>H</b>	<b>I</b>	<b>J</b>	<b>K</b>	<b>L</b>	<b>M</b>	<b>N</b>	<b>O</b>	<b>P</b>	<b>Q</b>	<b>R</b>
I support sex-ed being taught in schools	89%	<b>85%*</b>	<b>90%*</b>	<b>91%*</b>	<b>88%**</b>	<b>91%*</b>	<b>92%**</b>	<b>90%*</b>	90%	<b>84%*</b>	<b>87%*</b>	<b>87%*</b>	<b>86%*</b>	90%
I support the government engaging in public consultations before a new sex-ed curriculum is established	83%	<b>80%*</b>	<b>85%*</b>	<b>94%*</b>	<b>76%**</b>	<b>80%*</b>	<b>90%**</b>	<b>86%*</b>	81%	<b>80%*</b>	<b>80%*</b>	<b>85%*</b>	<b>78%*</b>	86%
This issue is important to me, personally	76%	<b>87%<sup>GJ</sup>*</b>	<b>69%*</b>	<b>77%*</b>	<b>80%**</b>	<b>73%*</b>	<b>72%**</b>	<b>79%*</b>	69%	<b>84%<sup>M</sup>*</b>	<b>86%<sup>R</sup>*</b>	<b>78%*</b>	<b>78%*</b>	69%

Q.7.

As you may know, Premier Doug Ford has repealed the previous Liberal government's new 2015 sex-ed curriculum in Ontario. While he has promised consultations on a new curriculum, for the meantime schools will revert back to the 1998 sex-ed curriculum. Thinking about this issue, to what extent do you agree or disagree with the following: Base: All answering (n=500)

# Attitudes Towards Sex-Ed Curriculum

- One half (51%) support the Premier's decision to repeal the 2015 sex-ed curriculum, while 49% disagree with the repeal. More strongly disagree (30%) with the repeal than strongly agree (24%) with it.
- In the meantime, half (50%) are fine with the 1998 curriculum, and nearly half (48%) believe that the 1998 does a good job of addressing current issues around sexual health and education.



Q.7.

As you may know, Premier Doug Ford has repealed the previous Liberal government's new 2015 sex-ed curriculum in Ontario. While he has promised consultations on a new curriculum, for the meantime schools will revert back to the 1998 sex-ed curriculum. Thinking about this issue, to what extent do you agree or disagree with the following: Base: All answering (n=500)

# Attitudes Towards Sex-Ed Curriculum: by Demos

- Support for the Premier's repeal of the 2015 sex-ed curriculum is strongest in the 416 (62%) and central Ontario (62%).
- Parents of girls only (61%) are most supportive of the repeal, and believe that the 1998 curriculum does a good job addressing current issues (57%). Those who say the issue is important to them are more supportive of the repeal (53%) than those who don't say the issue is important (45%).

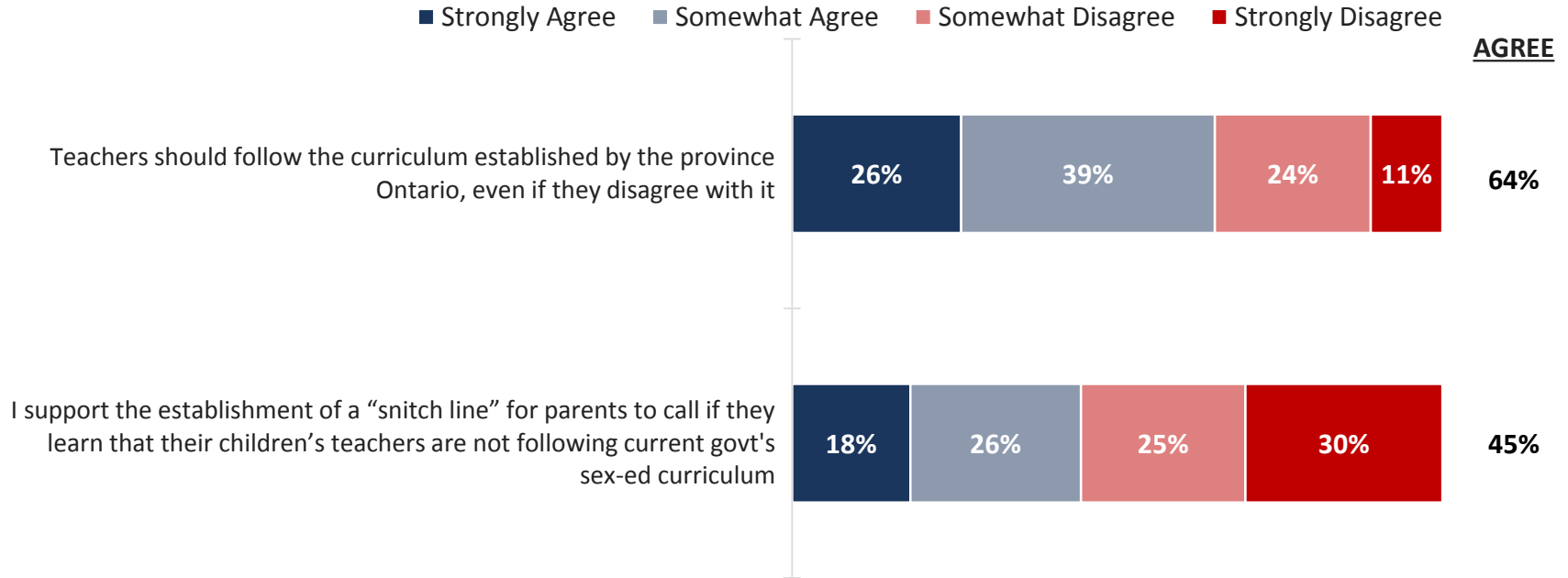
	Total	REGION						GENDER OF CHILDREN			AGE OF CHILD			
		GTA 416	GTA 905	Central	East	SW	North	Parents of girls only	Parents of boys only	Both boys and girls	4 years of age & under	5-8 years of age	9-12 years of age	13-17 years of age
<b>% Strongly/ Somewhat agree</b>														
<i>Base: All Respondents (unwtd)</i>	<b>n=500</b>	n=120	n=137	n=50	n=36	n=128	n=29	n=171	n=189	n=140	n=172	n=163	n=159	n=187
		<b>F</b>	<b>G</b>	<b>H</b>	<b>I</b>	<b>J</b>	<b>K</b>	<b>L</b>	<b>M</b>	<b>N</b>	<b>O</b>	<b>P</b>	<b>Q</b>	<b>R</b>
I support the Premier's decision to repeal the 2015 sex-ed curriculum	51%	62% <sup>J*</sup>	45% <sup>*</sup>	62% <sup>*</sup>	54% <sup>**</sup>	43% <sup>*</sup>	57% <sup>**</sup>	61% <sup>MN*</sup>	46%	43% <sup>*</sup>	50% <sup>*</sup>	54% <sup>*</sup>	52% <sup>*</sup>	48%
I am fine with schools teaching sex-ed based on the curriculum established in 1998	50%	53% <sup>*</sup>	48% <sup>*</sup>	62% <sup>*</sup>	51% <sup>**</sup>	43% <sup>*</sup>	57% <sup>**</sup>	51% <sup>*</sup>	52%	44% <sup>*</sup>	50% <sup>*</sup>	51% <sup>*</sup>	51% <sup>*</sup>	51%
The curriculum established in 1998 does a good job of addressing current issues around sexual health and education	48%	53% <sup>*</sup>	47% <sup>*</sup>	56% <sup>*</sup>	54% <sup>**</sup>	38% <sup>*</sup>	51% <sup>**</sup>	57% <sup>N*</sup>	45%	36% <sup>*</sup>	40% <sup>*</sup>	50% <sup>*</sup>	50% <sup>*</sup>	46%

Q.7.

As you may know, Premier Doug Ford has repealed the previous Liberal government's new 2015 sex-ed curriculum in Ontario. While he has promised consultations on a new curriculum, for the meantime schools will revert back to the 1998 sex-ed curriculum. Thinking about this issue, to what extent do you agree or disagree with the following: Base: All answering (n=500)

# Teachers Following the Curriculum

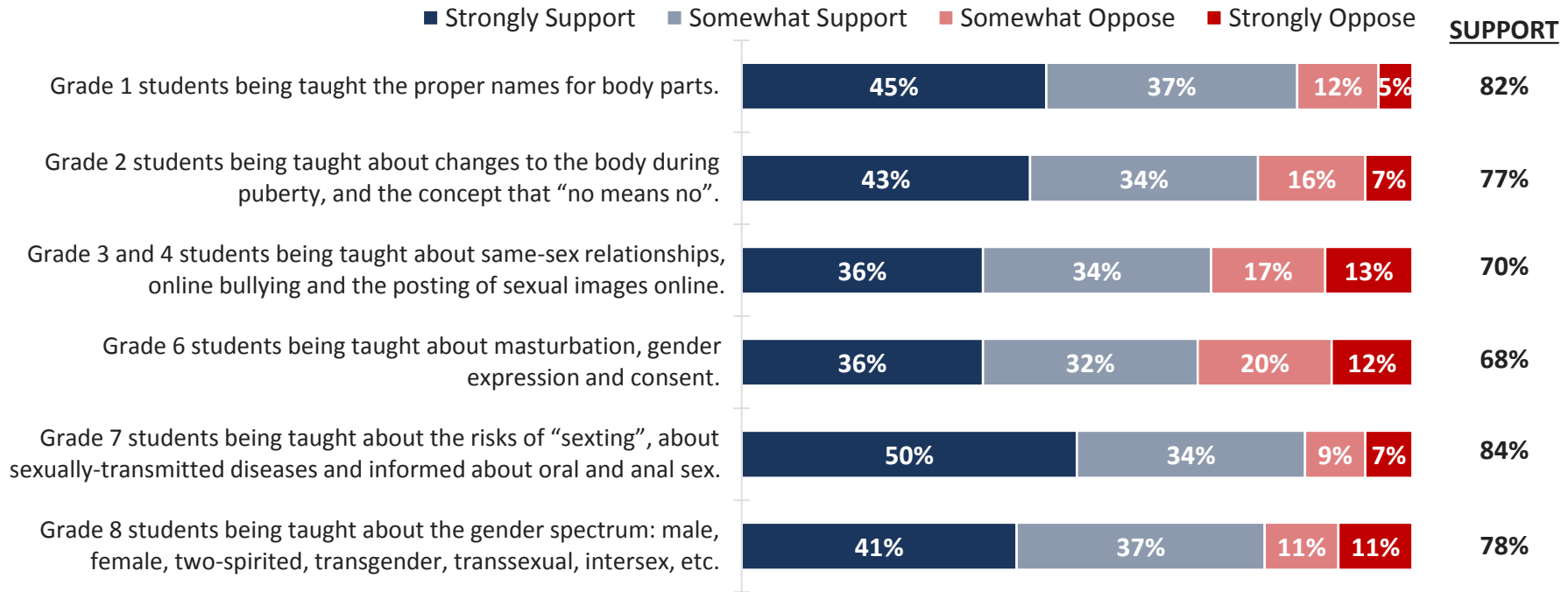
- Two in three (64%) say that teachers should follow the curriculum established by the province, even if they disagree with it.
- Only a minority (45%), however, support the establishment of a “snitch line” to report non-compliant teachers.



Q.7. As you may know, Premier Doug Ford has repealed the previous Liberal government’s new 2015 sex-ed curriculum in Ontario. While he has promised consultations on a new curriculum, for the meantime schools will revert back to the 1998 sex-ed curriculum. Thinking about this issue, to what extent do you agree or disagree with the following: Base: All answering (n=500)

# Components of Sex-Ed Curriculum

- Despite half supporting the repeal, a strong majority supports each of these provisions found within the 2015 sex-ed curriculum.



# Components of Sex-Ed Curriculum: by Demos

	Total	REGION						GENDER OF CHILDREN			AGE OF CHILD			
		GTA 416	GTA 905	Central	East	SW	North	Parents of girls only	Parents of boys only	Both boys and girls	4 years of age & under	5-8 years of age	9-12 years of age	13-17 years of age
% Strongly/ Somewhat support														
<i>Base: All Respondents (unwtd)</i>	<b>n=500</b>	n=120	n=137	n=50	n=36	n=128	n=29	n=171	n=189	n=140	n=172	n=163	n=159	n=187
		<b>F</b>	<b>G</b>	<b>H</b>	<b>I</b>	<b>J</b>	<b>K</b>	<b>L</b>	<b>M</b>	<b>N</b>	<b>O</b>	<b>P</b>	<b>Q</b>	<b>R</b>
Grade 1 students being taught the proper names for body parts	82%	83%*	82%*	82%*	85%**	82%*	81%**	77%*	86%	85%*	80%*	83%*	86%*	81%
Grade 2 students being taught about changes to the body during puberty, and the concept that “no means no”	77%	79%*	68%*	79%*	85%**	79%*	80%**	77%*	75%	80%*	80%*	80%*	80%*	70%
Grade 3 and 4 students being taught about same-sex relationships, online bullying and the posting of sexual images online	70%	73%*	71%*	67%*	66%**	71%*	56%**	69%*	73%	65%*	64%*	74%*	76%*	64%
Grade 6 students being taught about masturbation, gender expression and consent	68%	72% <sup>H*</sup>	67%*	49%*	73%**	68%*	76%**	67%*	73%	62%*	66%*	68%*	65%*	66%
Grade 7 students being taught about the risks of “sexting”, about sexually-transmitted diseases and informed about oral and anal sex	84%	92% <sup>H*</sup>	83%*	75%*	84%**	81%*	91%**	87%*	86%	76%*	77%*	85%*	82%*	85%
Grade 8 students being taught about the gender spectrum: male, female, two-spirited, transgender, transsexual, intersex, etc	78%	90% <sup>H*</sup>	80%*	64%*	73%**	75%*	77%**	81% <sup>N*</sup>	81% <sup>N</sup>	68%*	70%*	82% <sup>O*</sup>	78%*	74%

# Components of Sex-Ed Curriculum: by Demos

- Even among Ontario parents who agree with the decision to repeal the 2015 sex-ed curriculum, a majority supports each of the individuals components of the curriculum tested. However, only 52% support grade 6 students being taught about masturbation, gender expression and consent.

% Support	Total	I SUPPORT THE PREMIER'S DECISION TO REPEAL THE 2015 SEX-ED CURRICULUM		I SUPPORT SEX-ED BEING TAUGHT IN SCHOOLS	
		Agree	Disagree	Agree	Disagree
<i>Base: All Respondents (unwtd)</i>	<b>n=500</b>	<b>n=253</b>	<b>n=247</b>	<b>n=434</b>	<b>n=66</b>
Grade 1 students being taught the proper names for body parts	82%	78%	87%	85%	64%
Grade 2 students being taught about changes to the body during puberty, and the concept that “no means no”	77%	72%	82%	80%	52%
Grade 3 and 4 students being taught about same-sex relationships, online bullying and the posting of sexual images online	70%	56%	84%	76%	23%
Grade 6 students being taught about masturbation, gender expression and consent	68%	52%	85%	73%	29%
Grade 7 students being taught about the risks of “sexting”, about sexually-transmitted diseases and informed about oral and anal sex	84%	76%	93%	88%	54%
Grade 8 students being taught about the gender spectrum: male, female, two-spirited, transgender, transsexual, intersex, etc	78%	67%	90%	83%	42%

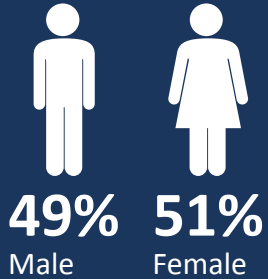
Q.7.

As you may know, Premier Doug Ford has repealed the previous Liberal government’s new 2015 sex-ed curriculum in Ontario. While he has promised consultations on a new curriculum, for the meantime schools will revert back to the 1998 sex-ed curriculum. Thinking about this issue, to what extent do you agree or disagree with the following: Base: All answering (n=500)

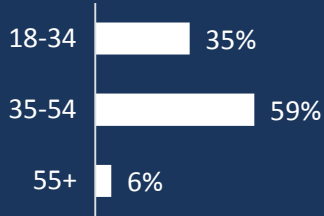
# DEMOGRAPHICS

# Demographics

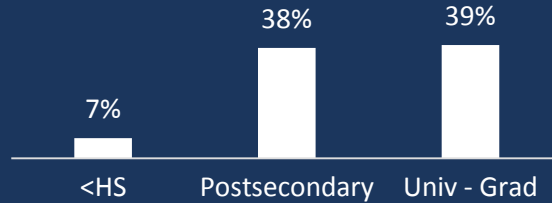
## GENDER



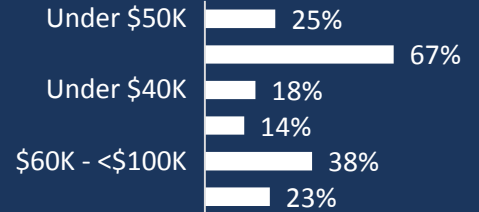
## AGE



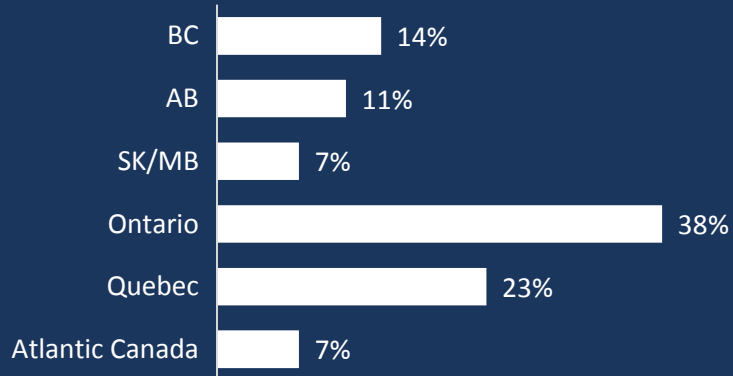
## EDUCATION



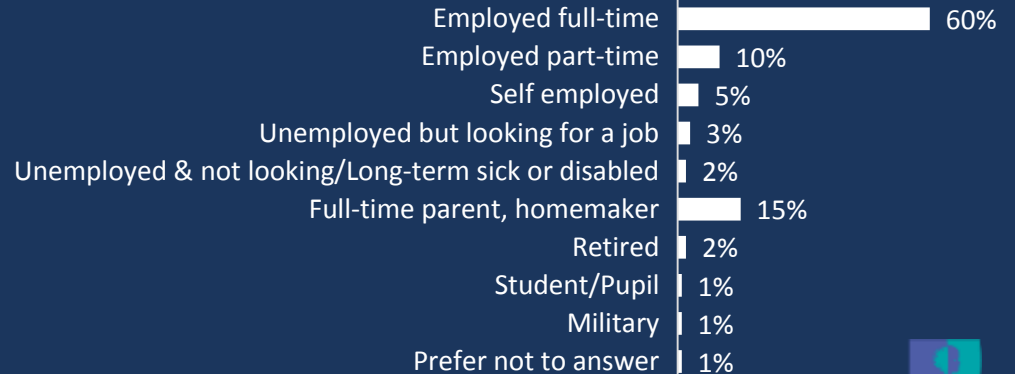
## INCOME



## REGION



## EMPLOYMENT



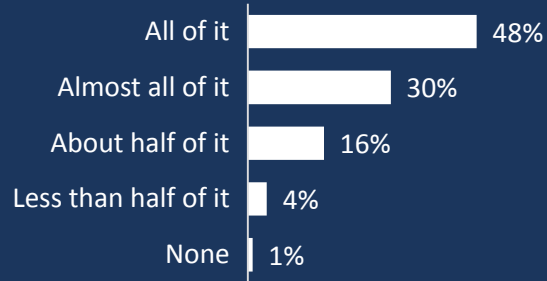
# Demographics

## PEOPLE LIVING UNDER THE SAME ADDRESS



two	Three	Four	Five	Six+
7%	42%	31%	14%	5%

## GROCERY SHOPPING DONE YOURSELF




## MARITAL STATUS



Married	63%
Not Married (Net)	37%

## ETHNICITY



## ABOUT IPSOS

---

Ipsos ranks third in the global research industry. With a strong presence in 87 countries, Ipsos employs more than 16,000 people and has the ability to conduct research programs in more than 100 countries. Founded in France in 1975, Ipsos is controlled and managed by research professionals. They have built a solid Group around a multi-specialist positioning – Media and advertising research; Marketing research; Client and employee relationship management; Opinion & social research; Mobile, Online, Offline data collection and delivery.

Ipsos is listed on Eurolist – NYSE – Euronext. The company is part of the SBF 120 and the Mid-60 index and is eligible for the Deferred Settlement Service (SRD).

ISIN code FR0000073298, Reuters ISOS.PA, Bloomberg IPS:FP

[www.ipsos.com](http://www.ipsos.com)

## GAME CHANGERS

---

At Ipsos we are passionately curious about people, markets, brands and society. We deliver information and analysis that makes our complex world easier and faster to navigate and inspires our clients to make smarter decisions.

We believe that our work is important. Security, simplicity, speed and substance applies to everything we do.

Through specialisation, we offer our clients a unique depth of knowledge and expertise. Learning from different experiences gives us perspective and inspires us to boldly call things into question, to be creative.

By nurturing a culture of collaboration and curiosity, we attract the highest calibre of people who have the ability and desire to influence and shape the future.

“GAME CHANGERS” – our tagline – summarises our ambition.