



IPSOS ISSUES MONITOR SEPTEMBER 2018

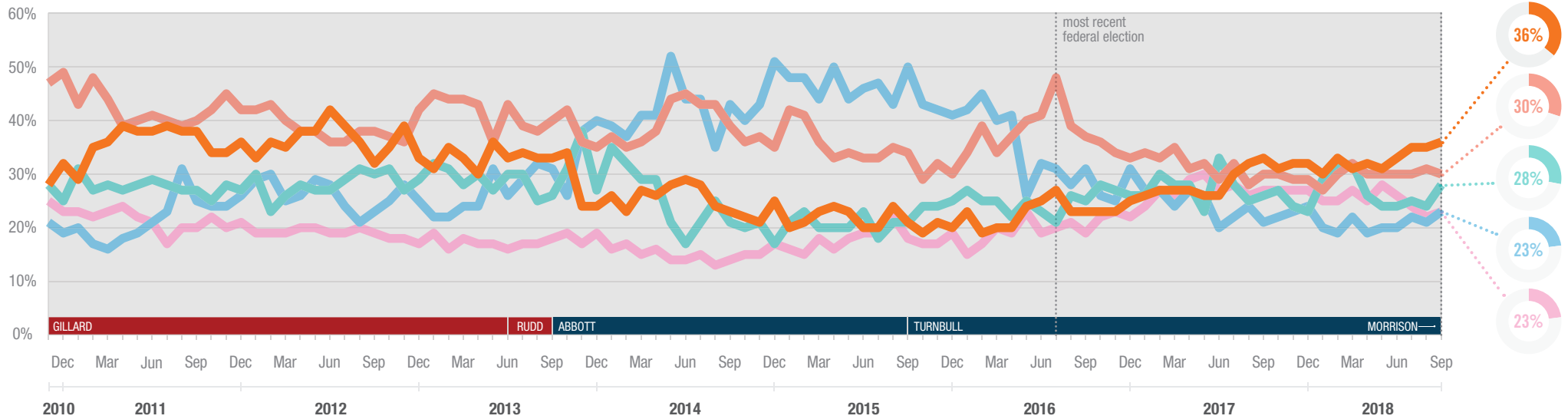
The top issues facing Australia

Daniel Evans
Deputy Managing Director
✉ dan.evans@ipsos.com
☎ (03) 9946 0850

Joe Curran
Research Manager
✉ joe.curran@ipsos.com
☎ (03) 9946 0847

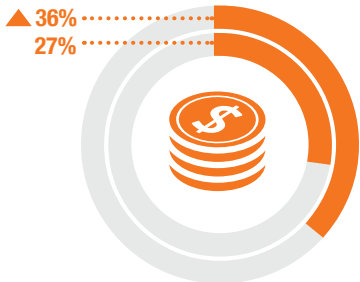


The Ipsos Issues Monitor is Australia's longest running and most credible ongoing survey of community concerns. Each month we ask 1,000 Australians to select the three most important issues facing the nation. The top five issues facing Australia in September 2018 are shown below. A summary of all issues facing Australia can be found overleaf. If you would like to know more about the Ipsos Issues Monitor, or Ipsos Public Affairs, please contact Daniel Evans or Joe Curran.

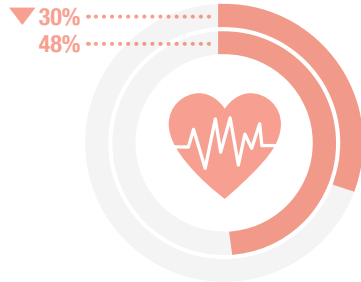


Cost of Living

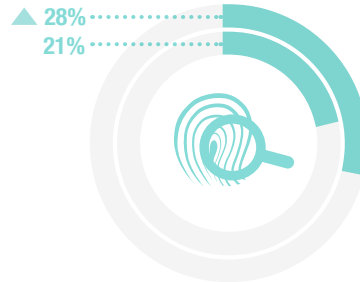
SEP 18
JUL 16



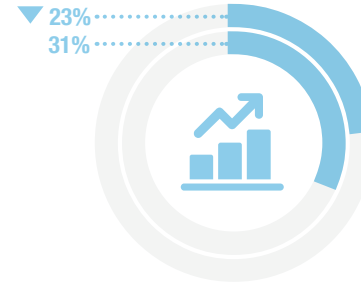
Healthcare



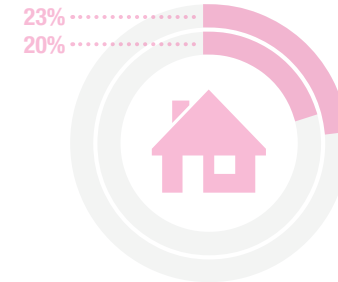
Crime



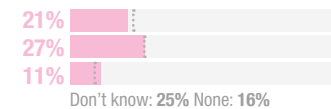
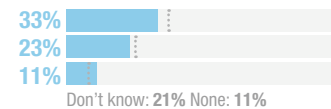
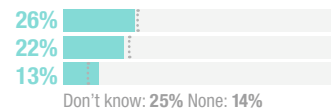
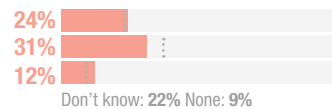
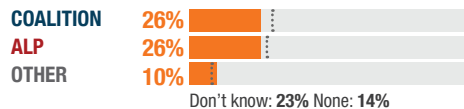
The Economy



Housing



Party most capable to manage the top issues facing Australia



▲▼
concern significantly higher or lower compared to 2016 election



IPSOS ISSUES MONITOR SEPTEMBER 2018

The top issues facing Australia

Daniel Evans
Deputy Managing Director
✉ dan.evans@ipsos.com
☎ (03) 9946 0850

Joe Curran
Research Manager
✉ joe.curran@ipsos.com
☎ (03) 9946 0847



| | 2010 | 2011 | 2012 | 2013 | 2014 | 2015 | 2016 | 2017 | JAN 2018 | FEB 2018 | MAR 2018 | APR 2018 | MAY 2018 | JUN 2018 | JUL 2018 | AUG 2018 | SEP 2018 |
|--------------------------|------|------|------|------|------|------|------|------|----------|----------|----------|----------|----------|----------|----------|----------|----------|
| Cost of Living | 30% | 36% | 36% | 32% | 25% | 21% | 23% | 29% | 30% | 33% | 31% | 32% | 31% | 33% | 35% | 35% | 36% |
| Healthcare | 48% | 42% | 39% | 41% | 39% | 34% | 38% | 31% | 27% | 30% | 32% | 30% | 30% | 30% | 30% | 31% | 30% |
| Crime | 26% | 28% | 28% | 30% | 24% | 22% | 25% | 27% | 29% | 31% | 32% | 26% | 24% | 24% | 25% | 24% | 28% |
| The Economy | 20% | 22% | 26% | 29% | 42% | 45% | 33% | 24% | 20% | 19% | 22% | 19% | 20% | 20% | 22% | 21% | 23% |
| Housing | 24% | 21% | 19% | 18% | 15% | 18% | 20% | 27% | 25% | 25% | 27% | 25% | 28% | 26% | 24% | 22% | 23% |
| Immigration | 19% | 23% | 22% | 23% | 20% | 20% | 20% | 19% | 22% | 17% | 21% | 21% | 21% | 20% | 21% | 22% | 20% |
| Unemployment | 10% | 10% | 17% | 21% | 26% | 26% | 24% | 23% | 20% | 19% | 16% | 18% | 17% | 20% | 19% | 17% | 20% |
| Environment | 20% | 18% | 13% | 12% | 10% | 10% | 12% | 13% | 14% | 16% | 13% | 16% | 16% | 15% | 15% | 19% | 16% |
| Poverty | 10% | 10% | 10% | 11% | 13% | 12% | 13% | 14% | 15% | 16% | 15% | 16% | 17% | 15% | 15% | 17% | 16% |
| Education | 15% | 12% | 16% | 19% | 20% | 17% | 18% | 14% | 14% | 13% | 14% | 12% | 16% | 12% | 12% | 10% | 12% |
| Drug Abuse | 13% | 12% | 12% | 12% | 13% | 16% | 17% | 16% | 16% | 17% | 16% | 16% | 15% | 15% | 14% | 13% | 12% |
| Population | 10% | 8% | 7% | 7% | 6% | 6% | 6% | 8% | 10% | 9% | 12% | 15% | 13% | 11% | 12% | 20% | 12% |
| Personal Debt | 15% | 13% | 12% | 9% | 6% | 5% | 7% | 10% | 10% | 11% | 10% | 10% | 11% | 9% | 13% | 10% | 11% |
| Petrol Prices | 9% | 15% | 14% | 11% | 8% | 4% | 4% | 6% | 9% | 7% | 7% | 8% | 9% | 14% | 11% | 10% | 11% |
| Taxation | 6% | 7% | 8% | 6% | 8% | 10% | 10% | 8% | 8% | 8% | 8% | 7% | 8% | 8% | 7% | 6% | 9% |
| Transport | 10% | 10% | 10% | 9% | 7% | 7% | 8% | 8% | 11% | 8% | 9% | 10% | 12% | 11% | 10% | 9% | 9% |
| Defence | 5% | 4% | 3% | 3% | 8% | 16% | 12% | 14% | 10% | 10% | 8% | 10% | 6% | 8% | 7% | 6% | 6% |
| Racism | 6% | 6% | 5% | 6% | 7% | 8% | 8% | 7% | 6% | 6% | 4% | 5% | 5% | 5% | 4% | 5% | 4% |
| Indigenous Issues | 4% | 3% | 3% | 2% | 2% | 2% | 3% | 3% | 3% | 3% | 3% | 3% | 2% | 4% | 3% | 3% | 3% |



IPSOS ISSUES MONITOR SEPTEMBER 2018

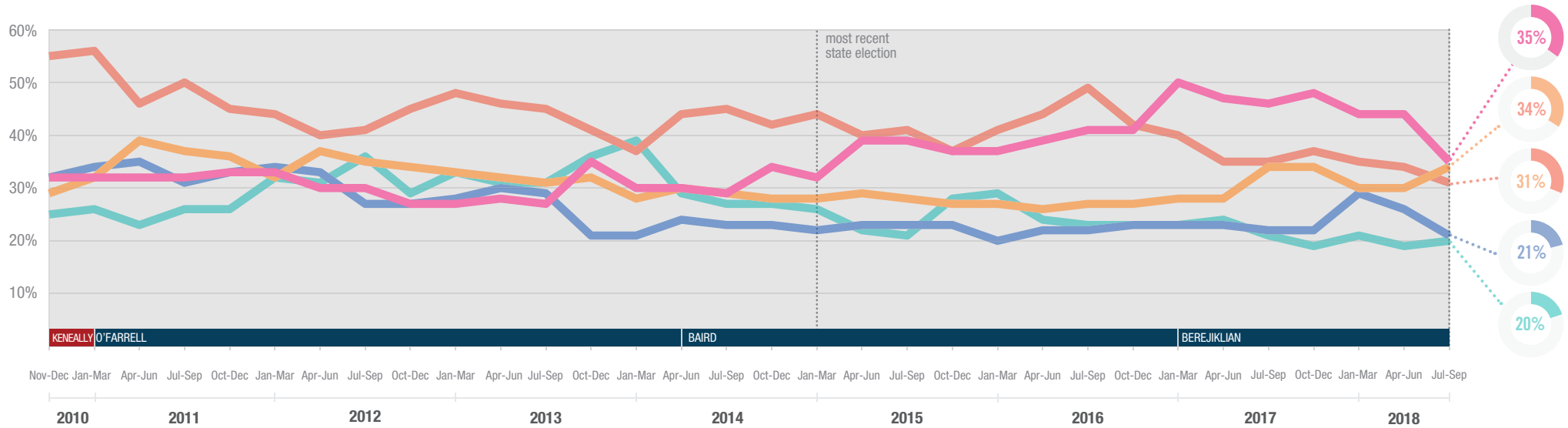
The top issues facing New South Wales

David Elliott
Head of Ipsos Public Affairs NSW
✉ david.elliott@ipsos.com
☎ (02) 9900 5159

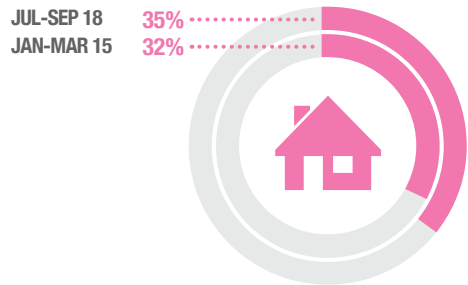
Stuart Clark
Director
✉ stuart.clark@ipsos.com
☎ (02) 9900 5180



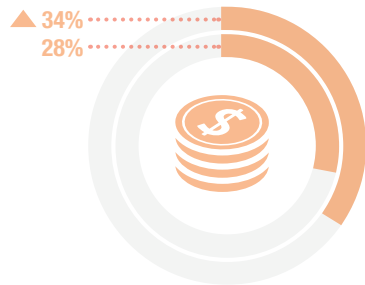
Each quarter we ask 1000 residents of New South Wales to select the three most important issues facing their state. The top five issues facing New South Wales between July and September 2018 are shown below. A summary of all issues facing New South Wales can be found overleaf. If you would like to know more about the Ipsos Issues Monitor, or Ipsos Public Affairs in New South Wales, please contact David Elliot or Stuart Clark.



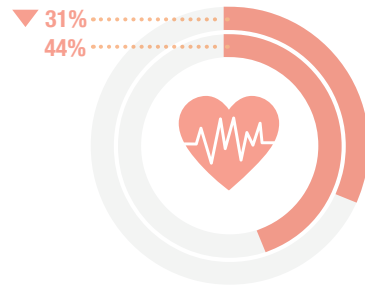
Housing



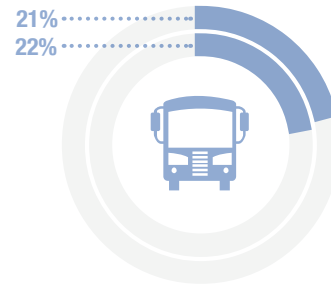
Cost of Living



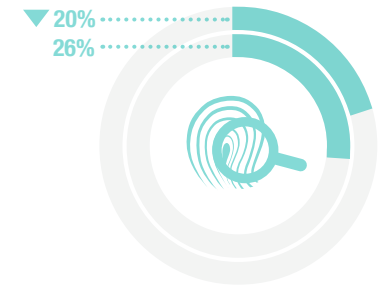
Healthcare



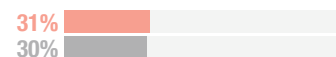
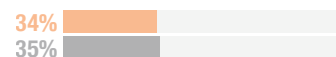
Transport



Crime



▲▼ significant difference compared with most recent state election



▲▼ concern significantly higher or lower compared to rest of Australia








IPSOS ISSUES MONITOR SEPTEMBER 2018

The top issues facing New South Wales

David Elliott
Head of Ipsos Public Affairs NSW
✉ david.elliott@ipsos.com
☎ (02) 9900 5159

Stuart Clark
Director
✉ stuart.clark@ipsos.com
☎ (02) 9900 5180



| | 2010 | 2011 | 2012 | 2013 | 2014 | 2015 | 2016 | 2017 | JAN-MAR 2018 | APR-JUN 2018 | JUL-SEP 2018 |
|---|------|------|------|------|------|------|------|------|--------------|--------------|--------------|
|  Housing | 32% | 32% | 30% | 29% | 30% | 37% | 39% | 48% | 44% | 44% | 35% |
|  Cost of Living | 29% | 36% | 34% | 32% | 29% | 28% | 27% | 31% | 30% | 30% | 34% |
|  Healthcare | 55% | 49% | 43% | 45% | 42% | 41% | 44% | 37% | 35% | 34% | 31% |
|  Transport | 32% | 33% | 30% | 27% | 23% | 23% | 22% | 22% | 29% | 26% | 21% |
|  Crime | 25% | 25% | 32% | 33% | 30% | 24% | 25% | 22% | 21% | 19% | 20% |
| Population | 9% | 7% | 7% | 6% | 6% | 8% | 10% | 13% | 14% | 19% | 18% |
| Unemployment | 10% | 11% | 16% | 19% | 25% | 25% | 21% | 19% | 16% | 14% | 16% |
| Immigration | 7% | 8% | 8% | 10% | 7% | 9% | 10% | 11% | 11% | 13% | 15% |
| Poverty | 6% | 6% | 7% | 7% | 10% | 9% | 10% | 10% | 11% | 11% | 15% |
| Environment | 12% | 10% | 8% | 9% | 8% | 9% | 9% | 9% | 10% | 11% | 14% |
| Petrol Prices | 11% | 19% | 19% | 16% | 14% | 10% | 7% | 9% | 11% | 13% | 14% |
| The Economy | 15% | 16% | 16% | 16% | 18% | 17% | 14% | 11% | 9% | 8% | 14% |
| Drug Abuse | 12% | 10% | 11% | 12% | 14% | 16% | 16% | 14% | 15% | 15% | 13% |
| Education | 17% | 14% | 17% | 20% | 20% | 18% | 19% | 16% | 17% | 17% | 12% |
| Personal Debt | 12% | 11% | 11% | 8% | 7% | 7% | 8% | 10% | 12% | 12% | 11% |
| Taxation | 6% | 6% | 5% | 5% | 6% | 7% | 6% | 6% | 6% | 5% | 7% |
| Defence | 1% | 1% | 1% | 1% | 3% | 6% | 6% | 6% | 4% | 3% | 4% |
| Racism | 5% | 4% | 4% | 5% | 5% | 6% | 6% | 5% | 4% | 4% | 3% |
| Indigenous Issues | 4% | 1% | 1% | 1% | 2% | 2% | 2% | 2% | 2% | 2% | 2% |