



IPSOS ISSUES MONITOR SEPTEMBER 2018

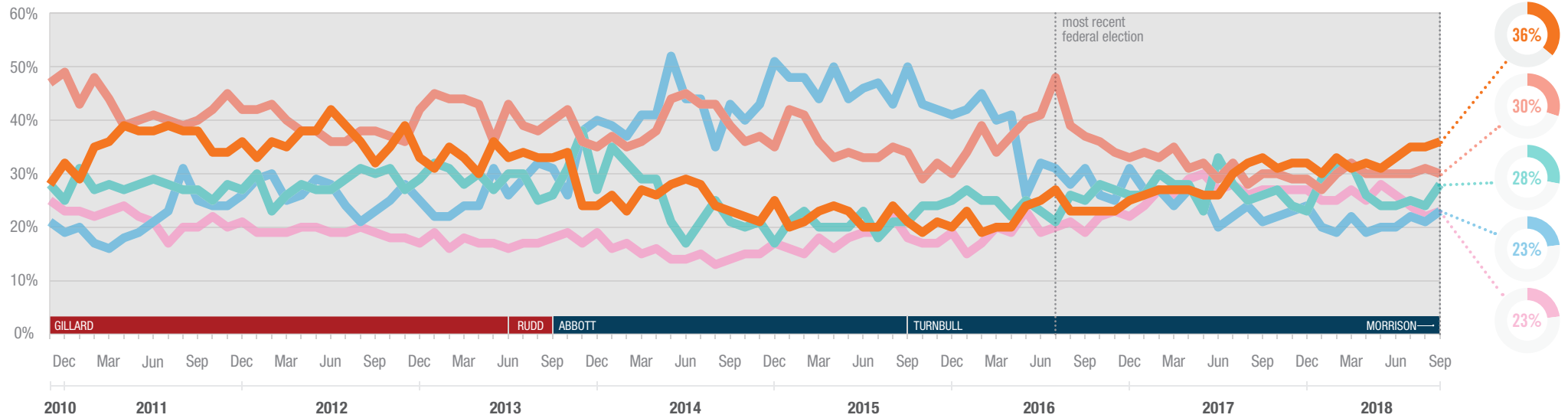
The top issues facing Australia

Daniel Evans
Deputy Managing Director
✉ dan.evans@ipsos.com
☎ (03) 9946 0850

Joe Curran
Research Manager
✉ joe.curran@ipsos.com
☎ (03) 9946 0847

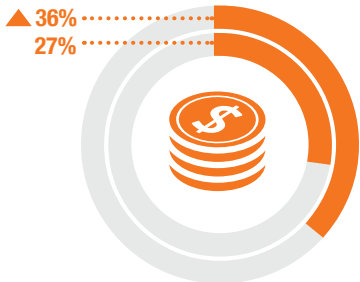


The Ipsos Issues Monitor is Australia's longest running and most credible ongoing survey of community concerns. Each month we ask 1,000 Australians to select the three most important issues facing the nation. The top five issues facing Australia in September 2018 are shown below. A summary of all issues facing Australia can be found overleaf. If you would like to know more about the Ipsos Issues Monitor, or Ipsos Public Affairs, please contact Daniel Evans or Joe Curran.

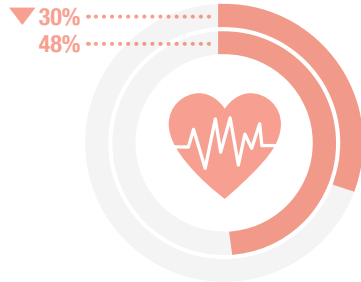


Cost of Living

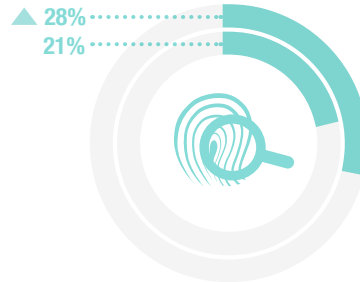
SEP 18
JUL 16



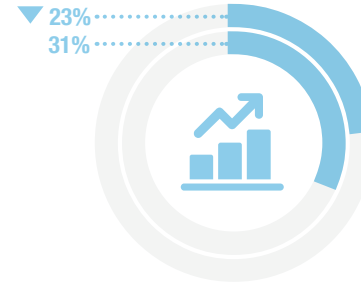
Healthcare



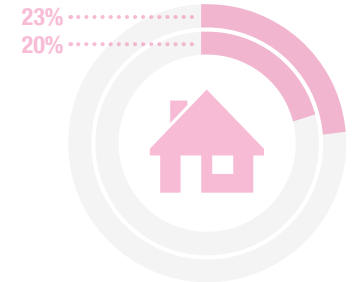
Crime



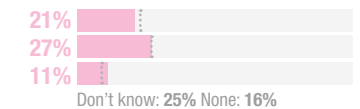
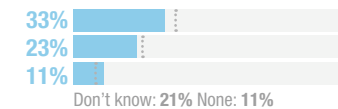
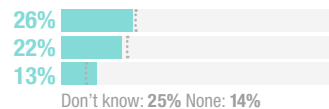
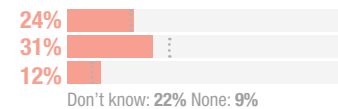
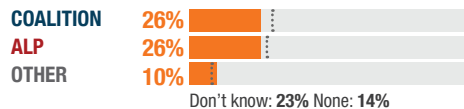
The Economy



Housing



Party most capable to manage the top issues facing Australia



▲▼ concern significantly higher or lower compared to 2016 election



IPSOS ISSUES MONITOR SEPTEMBER 2018

The top issues facing Australia

Daniel Evans
Deputy Managing Director
✉ dan.evans@ipsos.com
☎ (03) 9946 0850

Joe Curran
Research Manager
✉ joe.curran@ipsos.com
☎ (03) 9946 0847



	2010	2011	2012	2013	2014	2015	2016	2017	JAN 2018	FEB 2018	MAR 2018	APR 2018	MAY 2018	JUN 2018	JUL 2018	AUG 2018	SEP 2018
Cost of Living	30%	36%	36%	32%	25%	21%	23%	29%	30%	33%	31%	32%	31%	33%	35%	35%	36%
Healthcare	48%	42%	39%	41%	39%	34%	38%	31%	27%	30%	32%	30%	30%	30%	30%	31%	30%
Crime	26%	28%	28%	30%	24%	22%	25%	27%	29%	31%	32%	26%	24%	24%	25%	24%	28%
The Economy	20%	22%	26%	29%	42%	45%	33%	24%	20%	19%	22%	19%	20%	20%	22%	21%	23%
Housing	24%	21%	19%	18%	15%	18%	20%	27%	25%	25%	27%	25%	28%	26%	24%	22%	23%
Immigration	19%	23%	22%	23%	20%	20%	20%	19%	22%	17%	21%	21%	21%	20%	21%	22%	20%
Unemployment	10%	10%	17%	21%	26%	26%	24%	23%	20%	19%	16%	18%	17%	20%	19%	17%	20%
Environment	20%	18%	13%	12%	10%	10%	12%	13%	14%	16%	13%	16%	16%	15%	15%	19%	16%
Poverty	10%	10%	10%	11%	13%	12%	13%	14%	15%	16%	15%	16%	17%	15%	15%	17%	16%
Education	15%	12%	16%	19%	20%	17%	18%	14%	14%	13%	14%	12%	16%	12%	12%	10%	12%
Drug Abuse	13%	12%	12%	12%	13%	16%	17%	16%	16%	17%	16%	16%	15%	15%	14%	13%	12%
Population	10%	8%	7%	7%	6%	6%	6%	8%	10%	9%	12%	15%	13%	11%	12%	20%	12%
Personal Debt	15%	13%	12%	9%	6%	5%	7%	10%	10%	11%	10%	10%	11%	9%	13%	10%	11%
Petrol Prices	9%	15%	14%	11%	8%	4%	4%	6%	9%	7%	7%	8%	9%	14%	11%	10%	11%
Taxation	6%	7%	8%	6%	8%	10%	10%	8%	8%	8%	8%	7%	8%	8%	7%	6%	9%
Transport	10%	10%	10%	9%	7%	7%	8%	8%	11%	8%	9%	10%	12%	11%	10%	9%	9%
Defence	5%	4%	3%	3%	8%	16%	12%	14%	10%	10%	8%	10%	6%	8%	7%	6%	6%
Racism	6%	6%	5%	6%	7%	8%	8%	7%	6%	6%	4%	5%	5%	5%	4%	5%	4%
Indigenous Issues	4%	3%	3%	2%	2%	2%	3%	3%	3%	3%	3%	3%	2%	4%	3%	3%	3%



IPSOS ISSUES MONITOR SEPTEMBER 2018

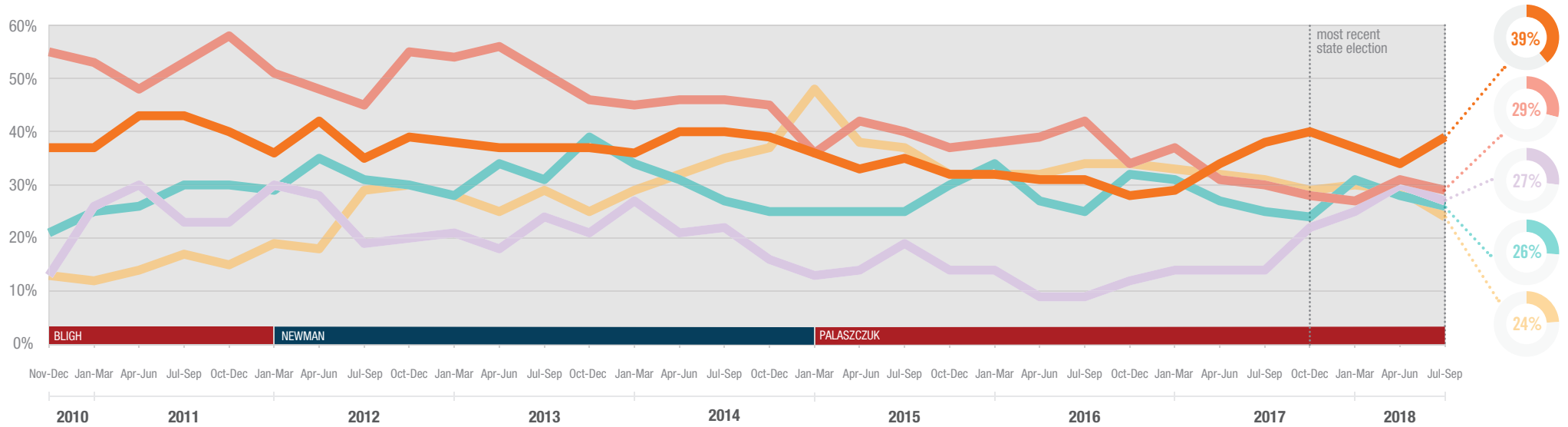
The top issues facing Queensland

Kathy Benson
Director, Strategy & Research
✉ kathy.benson@ipsos.com
☎ (07) 3016 7662

Kylie Brosnan
Head of Ipsos Public Affairs QLD
✉ kylie.brosnan@ipsos.com
☎ (07) 3016 7660

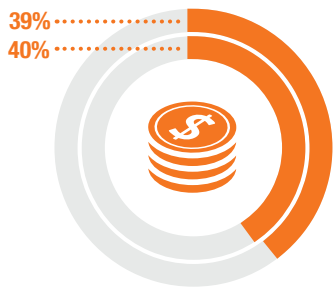


Each quarter we ask 600 Queenslanders to select the three most important issues facing their state. The top five issues facing Queensland between July and September 2018 are shown below. A summary of all issues facing Queensland can be found overleaf. If you would like to know more about the Ipsos Issues Monitor, or Ipsos Public Affairs in Queensland, please contact Kylie Brosnan or Kathy Benson.



Cost of Living

JUL-SEP 18
OCT-DEC 17



Healthcare

29%
28%



Petrol Prices

27%
22%



Crime

26%
24%



Unemployment

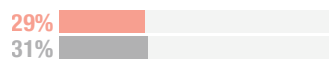
24%
29%



▲▼
significant
difference
compared
with
most
recent
state
election

▲▼
concern
significantly
higher
or
lower
compared
to
rest
of
Australia

QLD
REST OF
AUSTRALIA





IPSOS ISSUES MONITOR SEPTEMBER 2018

The top issues facing Queensland

Kathy Benson
Director, Strategy & Research
✉ kathy.benson@ipsos.com
☎ (07) 3016 7662

Kylie Brosnan
Head of Ipsos Public Affairs QLD
✉ kylie.brosnan@ipsos.com
☎ (07) 3016 7660



	2010	2011	2012	2013	2014	2015	2016	2017	JAN-MAR 2018	APR-JUN 2018	JUL-SEP 2018
Cost of Living	37%	40%	38%	37%	39%	34%	30%	35%	37%	34%	39%
Healthcare	55%	53%	50%	52%	45%	38%	38%	31%	27%	31%	29%
Petrol Prices	13%	26%	24%	21%	21%	15%	11%	16%	25%	30%	27%
Unemployment	21%	28%	31%	33%	29%	27%	30%	27%	31%	28%	26%
Crime	13%	14%	24%	27%	33%	39%	33%	31%	30%	29%	24%
Housing	24%	22%	18%	15%	15%	17%	19%	22%	21%	20%	18%
Transport	19%	21%	23%	24%	26%	30%	25%	22%	16%	13%	18%
Drug Abuse	9%	6%	6%	8%	9%	9%	11%	12%	9%	10%	15%
Education	10%	9%	9%	10%	10%	17%	21%	18%	23%	19%	15%
Environment	21%	14%	17%	17%	18%	17%	16%	14%	14%	14%	14%
The Economy	17%	17%	15%	15%	12%	14%	17%	18%	17%	20%	13%
Poverty	6%	7%	7%	7%	7%	6%	7%	8%	8%	7%	13%
Personal Debt	13%	14%	10%	10%	9%	10%	11%	14%	14%	14%	13%
Immigration	17%	11%	10%	10%	8%	7%	9%	9%	11%	10%	12%
Population	12%	7%	5%	4%	4%	3%	5%	5%	6%	7%	8%
Taxation	3%	5%	6%	5%	6%	5%	6%	6%	5%	4%	6%
Indigenous Issues	3%	2%	2%	4%	3%	3%	4%	5%	2%	4%	4%
Racism	1%	1%	1%	1%	2%	5%	3%	4%	3%	2%	3%
Defence	5%	3%	3%	3%	3%	3%	4%	3%	2%	4%	3%