



IPSOS ISSUES MONITOR SEPTEMBER 2018

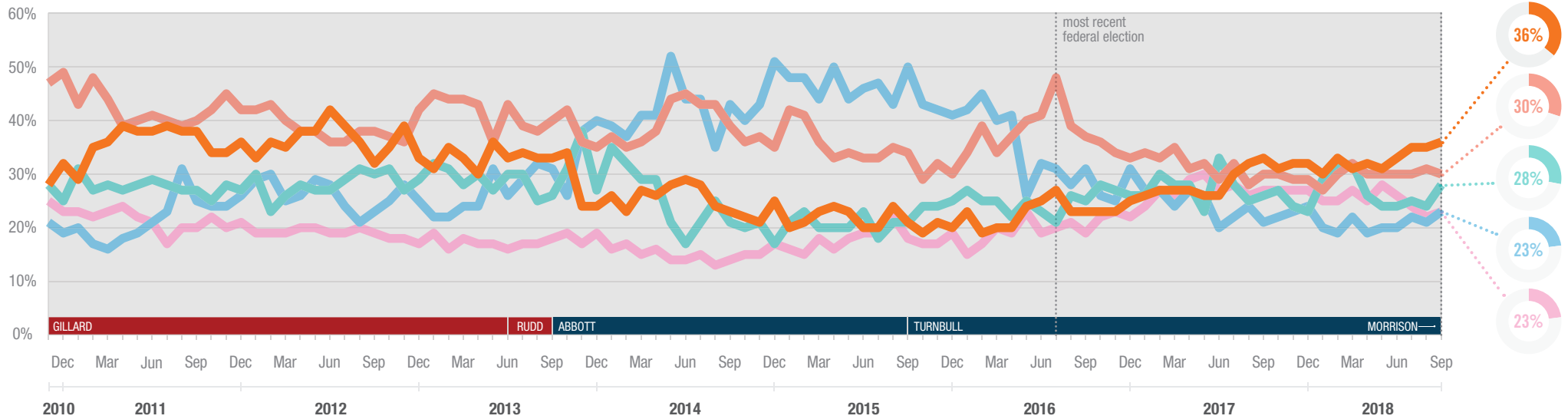
The top issues facing Australia

Daniel Evans
Deputy Managing Director
✉ dan.evans@ipsos.com
☎ (03) 9946 0850

Joe Curran
Research Manager
✉ joe.curran@ipsos.com
☎ (03) 9946 0847

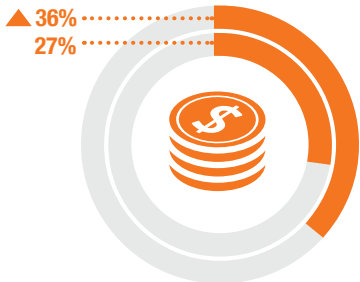


The Ipsos Issues Monitor is Australia's longest running and most credible ongoing survey of community concerns. Each month we ask 1,000 Australians to select the three most important issues facing the nation. The top five issues facing Australia in September 2018 are shown below. A summary of all issues facing Australia can be found overleaf. If you would like to know more about the Ipsos Issues Monitor, or Ipsos Public Affairs, please contact Daniel Evans or Joe Curran.

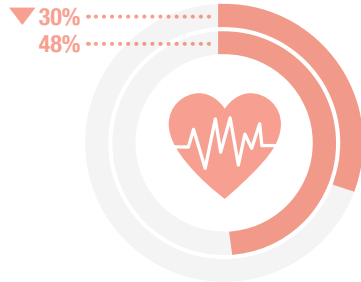


Cost of Living

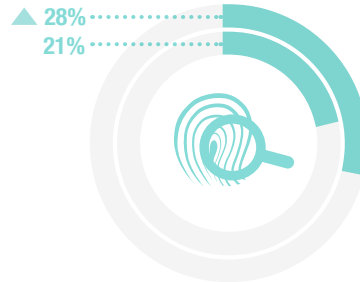
SEP 18
JUL 16



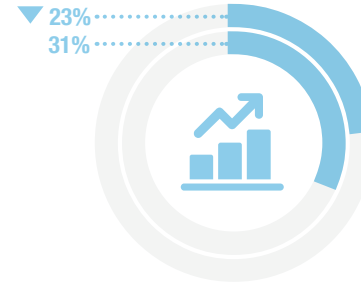
Healthcare



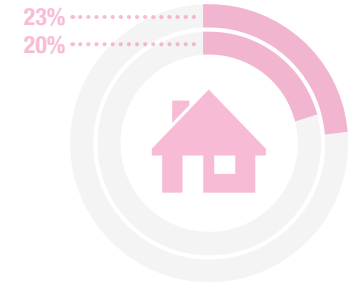
Crime



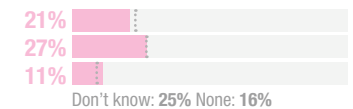
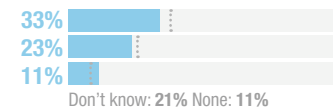
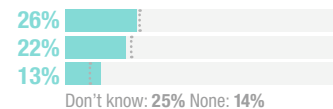
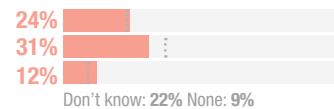
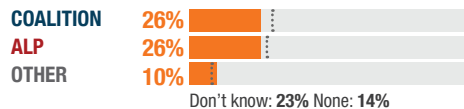
The Economy



Housing



Party most capable to manage the top issues facing Australia



▲▼
concern significantly higher or lower compared to 2016 election



IPSOS ISSUES MONITOR SEPTEMBER 2018

The top issues facing Australia

Daniel Evans
Deputy Managing Director
✉ dan.evans@ipsos.com
☎ (03) 9946 0850

Joe Curran
Research Manager
✉ joe.curran@ipsos.com
☎ (03) 9946 0847



	2010	2011	2012	2013	2014	2015	2016	2017	JAN 2018	FEB 2018	MAR 2018	APR 2018	MAY 2018	JUN 2018	JUL 2018	AUG 2018	SEP 2018
Cost of Living	30%	36%	36%	32%	25%	21%	23%	29%	30%	33%	31%	32%	31%	33%	35%	35%	36%
Healthcare	48%	42%	39%	41%	39%	34%	38%	31%	27%	30%	32%	30%	30%	30%	30%	31%	30%
Crime	26%	28%	28%	30%	24%	22%	25%	27%	29%	31%	32%	26%	24%	24%	25%	24%	28%
The Economy	20%	22%	26%	29%	42%	45%	33%	24%	20%	19%	22%	19%	20%	20%	22%	21%	23%
Housing	24%	21%	19%	18%	15%	18%	20%	27%	25%	25%	27%	25%	28%	26%	24%	22%	23%
Immigration	19%	23%	22%	23%	20%	20%	20%	19%	22%	17%	21%	21%	21%	20%	21%	22%	20%
Unemployment	10%	10%	17%	21%	26%	26%	24%	23%	20%	19%	16%	18%	17%	20%	19%	17%	20%
Environment	20%	18%	13%	12%	10%	10%	12%	13%	14%	16%	13%	16%	16%	15%	15%	19%	16%
Poverty	10%	10%	10%	11%	13%	12%	13%	14%	15%	16%	15%	16%	17%	15%	15%	17%	16%
Education	15%	12%	16%	19%	20%	17%	18%	14%	14%	13%	14%	12%	16%	12%	12%	10%	12%
Drug Abuse	13%	12%	12%	12%	13%	16%	17%	16%	16%	17%	16%	16%	15%	15%	14%	13%	12%
Population	10%	8%	7%	7%	6%	6%	6%	8%	10%	9%	12%	15%	13%	11%	12%	20%	12%
Personal Debt	15%	13%	12%	9%	6%	5%	7%	10%	10%	11%	10%	10%	11%	9%	13%	10%	11%
Petrol Prices	9%	15%	14%	11%	8%	4%	4%	6%	9%	7%	7%	8%	9%	14%	11%	10%	11%
Taxation	6%	7%	8%	6%	8%	10%	10%	8%	8%	8%	8%	7%	8%	8%	7%	6%	9%
Transport	10%	10%	10%	9%	7%	7%	8%	8%	11%	8%	9%	10%	12%	11%	10%	9%	9%
Defence	5%	4%	3%	3%	8%	16%	12%	14%	10%	10%	8%	10%	6%	8%	7%	6%	6%
Racism	6%	6%	5%	6%	7%	8%	8%	7%	6%	6%	4%	5%	5%	5%	4%	5%	4%
Indigenous Issues	4%	3%	3%	2%	2%	2%	3%	3%	3%	3%	3%	3%	2%	4%	3%	3%	3%



IPSOS ISSUES MONITOR SEPTEMBER 2018

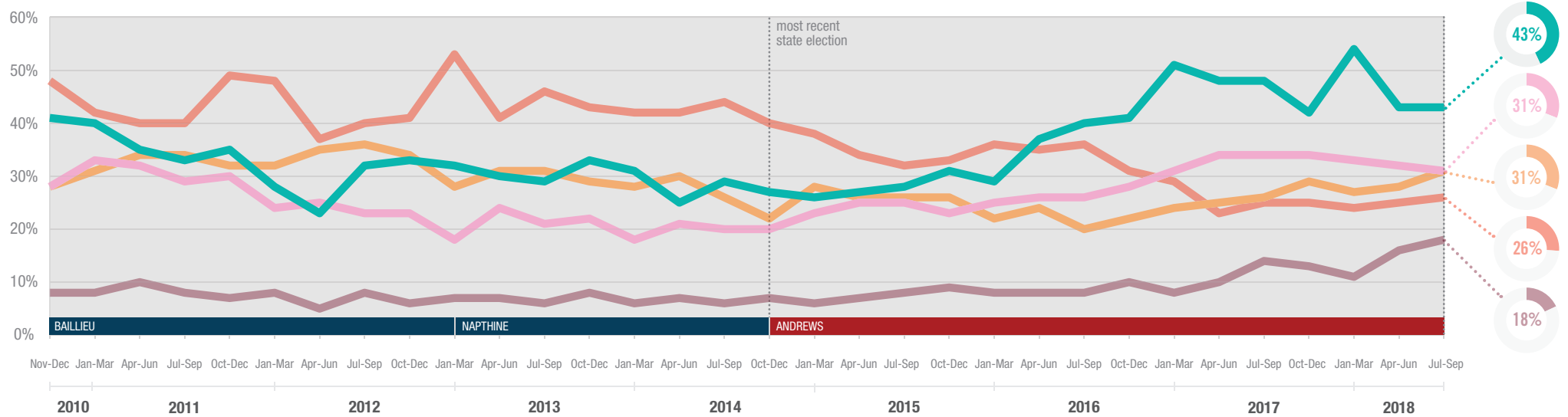
The top issues facing Victoria

Daniel Evans
Deputy Managing Director
✉ dan.evans@ipsos.com
☎ (03) 9946 0850

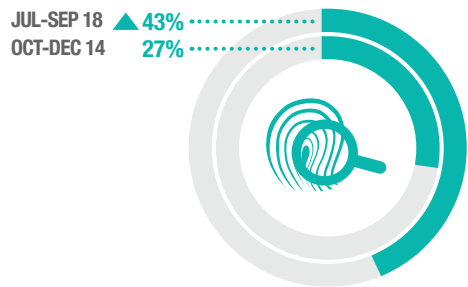
Joe Curran
Research Manager
✉ joe.curran@ipsos.com
☎ (03) 9946 0847



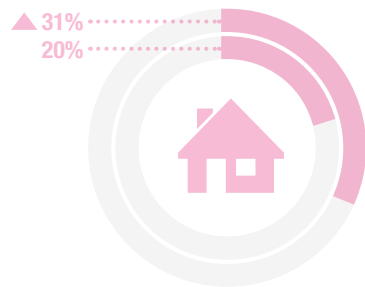
Each quarter we ask 800 Victorians to select the three most important issues facing their state. The top five issues facing Victoria between July and September 2018 are shown below. A summary of all issues facing Victoria can be found overleaf. If you would like to know more about the Ipsos Issues Monitor, or Ipsos Public Affairs in Victoria, please contact Daniel Evans or Joe Curran.



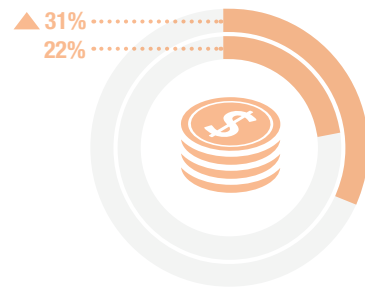
Crime



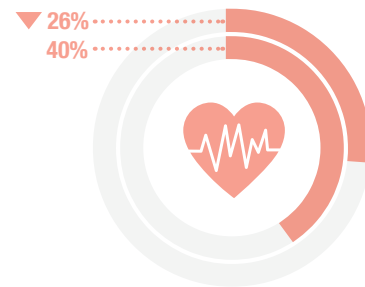
Housing



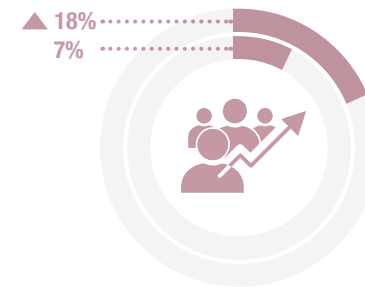
Cost of Living



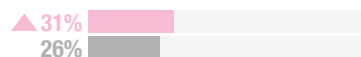
Healthcare



Population



▲▼
concern significantly higher or lower compared to most recent state election



▲▼
concern significantly higher or lower compared to rest of Australia



IPSOS ISSUES MONITOR SEPTEMBER 2018

The top issues facing Victoria

Daniel Evans
Deputy Managing Director
✉ dan.evans@ipsos.com
☎ (03) 9946 0850

Joe Curran
Research Manager
✉ joe.curran@ipsos.com
☎ (03) 9946 0847



	2010	2011	2012	2013	2014	2015	2016	2017	JAN-MAR 2018	APR-JUN 2018	JUL-SEP 2018
Crime	41%	36%	29%	31%	28%	28%	36%	47%	54%	43%	43%
Housing	28%	31%	24%	22%	20%	24%	26%	33%	33%	32%	31%
Cost of Living	28%	33%	34%	30%	27%	26%	22%	26%	27%	28%	31%
Healthcare	48%	43%	42%	46%	42%	34%	34%	25%	24%	25%	26%
Population	8%	8%	7%	7%	7%	8%	9%	11%	11%	16%	18%
Drug Abuse	15%	13%	13%	14%	17%	23%	23%	24%	21%	20%	17%
Transport	31%	32%	30%	28%	28%	28%	28%	23%	22%	27%	17%
Poverty	7%	8%	7%	7%	9%	10%	12%	13%	12%	13%	15%
Immigration	6%	8%	7%	8%	7%	8%	10%	10%	12%	11%	15%
Unemployment	8%	10%	23%	25%	35%	31%	24%	20%	15%	17%	14%
Personal Debt	11%	11%	10%	7%	6%	7%	7%	9%	9%	9%	12%
Environment	17%	13%	8%	9%	8%	9%	9%	9%	10%	11%	12%
Petrol Prices	11%	18%	18%	16%	13%	7%	6%	7%	10%	13%	12%
Education	16%	13%	21%	21%	20%	18%	17%	13%	13%	12%	11%
The Economy	12%	11%	16%	17%	20%	22%	17%	11%	10%	8%	11%
Taxation	4%	5%	5%	5%	5%	7%	7%	5%	3%	4%	6%
Racism	5%	6%	4%	5%	5%	5%	7%	6%	6%	6%	5%
Defence	2%	1%	1%	1%	2%	5%	4%	6%	6%	3%	2%
Indigenous Issues	1%	1%	1%	1%	1%	1%	2%	2%	2%	2%	2%