



IPSOS ISSUES MONITOR DECEMBER 2018

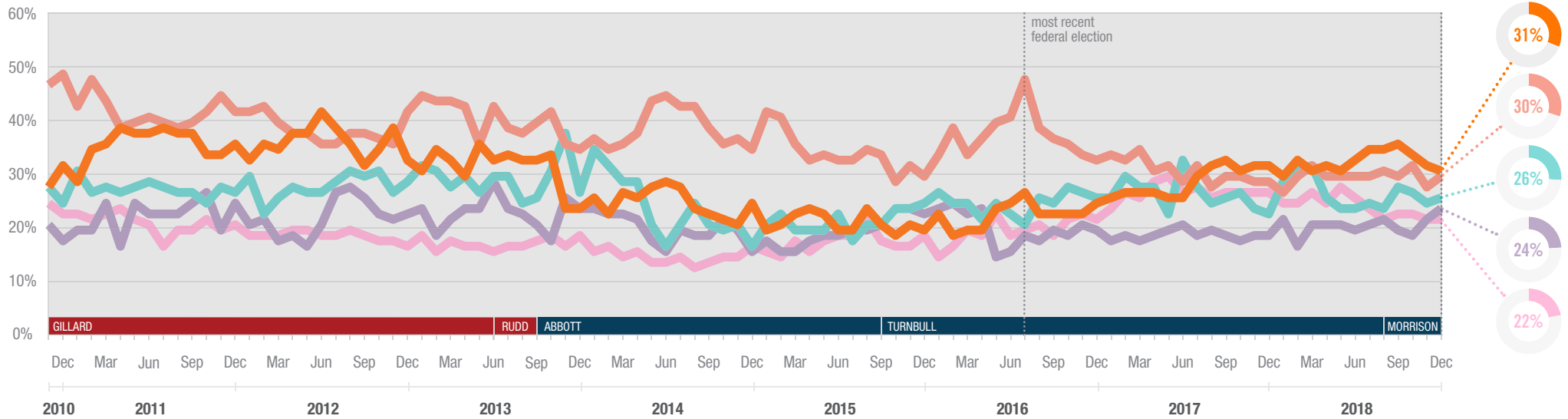
The top issues facing Australia

Daniel Evans
Deputy Managing Director
✉ dan.evans@ipsos.com
☎ (03) 9946 0850

Joe Curran
Research Manager
✉ joe.curran@ipsos.com
☎ (03) 9946 0847

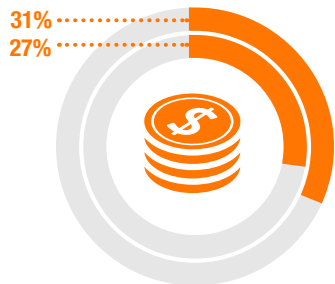


Each month we ask 1,000 Australians to select the three most important issues facing the nation. The top five issues facing Australia in December 2018 are shown below. A summary of all issues facing Australia can be found overleaf. If you would like to know more about the Ipsos Issues Monitor, or Ipsos Public Affairs, please contact Daniel Evans or Joe Curran.

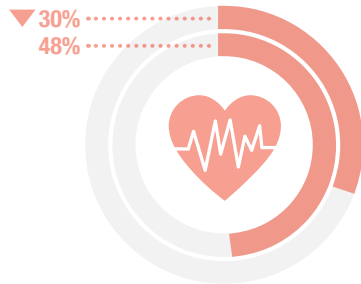


DEC 18
JUL 16

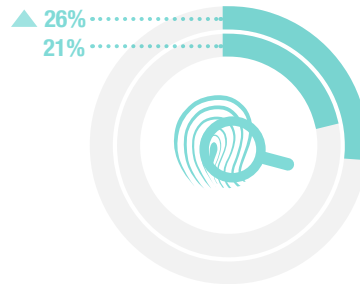
Cost of Living



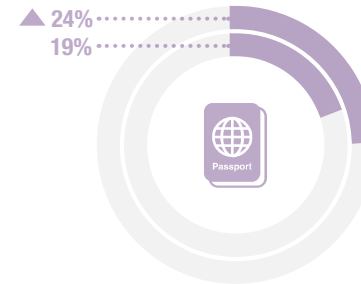
Healthcare



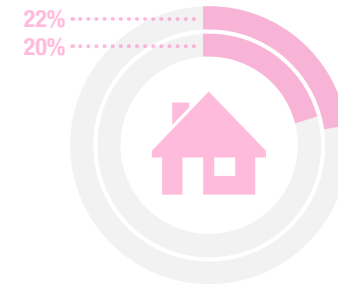
Crime



Immigration

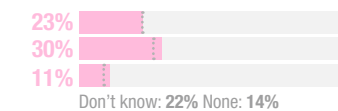
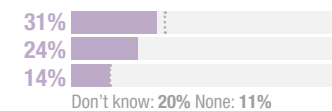
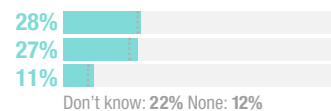
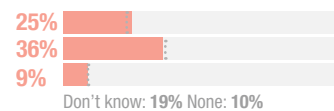
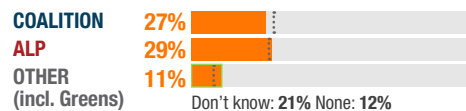


Housing



▲▼
significant
difference
compared to
Jul 16

Party most capable to manage the top issues facing Australia



▲▼
significant
difference
compared to
Jul 16



IPSOS ISSUES MONITOR DECEMBER 2018

The top issues facing Australia

Daniel Evans
Deputy Managing Director
✉ dan.evans@ipsos.com
☎ (03) 9946 0850

Joe Curran
Research Manager
✉ joe.curran@ipsos.com
☎ (03) 9946 0847



	2010	2011	2012	2013	2014	2015	2016	2017	JAN 2018	FEB 2018	MAR 2018	APR 2018	MAY 2018	JUN 2018	JUL 2018	AUG 2018	SEP 2018	OCT 2018	NOV 2018	DEC 2018
Cost of Living	30%	36%	36%	32%	25%	21%	23%	29%	30%	33%	31%	32%	31%	33%	35%	35%	36%	34%	32%	31%
Healthcare	48%	42%	39%	41%	39%	34%	38%	31%	27%	30%	32%	30%	30%	30%	30%	31%	30%	32%	28%	30%
Crime	26%	28%	28%	30%	24%	22%	25%	27%	29%	31%	32%	26%	24%	24%	25%	24%	28%	27%	25%	26%
Immigration	19%	23%	22%	23%	20%	20%	20%	19%	22%	17%	21%	21%	21%	20%	21%	22%	20%	19%	22%	24%
Housing	24%	21%	19%	18%	15%	18%	20%	27%	25%	25%	27%	25%	28%	26%	24%	22%	23%	23%	22%	22%
The Economy	20%	22%	26%	29%	42%	45%	33%	24%	20%	19%	22%	19%	20%	20%	22%	21%	23%	23%	20%	19%
Environment	20%	18%	13%	12%	10%	10%	12%	13%	14%	16%	13%	16%	16%	15%	15%	19%	16%	17%	19%	18%
Poverty	10%	10%	10%	11%	13%	12%	13%	14%	15%	16%	15%	16%	17%	15%	15%	17%	16%	15%	12%	17%
Petrol Prices	9%	15%	14%	11%	8%	4%	4%	6%	9%	7%	7%	8%	9%	14%	11%	10%	11%	16%	18%	16%
Unemployment	10%	10%	17%	21%	26%	26%	24%	23%	20%	19%	16%	18%	17%	20%	19%	17%	20%	16%	16%	15%
Population	10%	8%	7%	7%	6%	6%	6%	8%	10%	9%	12%	15%	13%	11%	12%	20%	12%	14%	14%	15%
Drug Abuse	13%	12%	12%	12%	13%	16%	17%	16%	16%	17%	16%	16%	15%	15%	14%	13%	12%	12%	15%	14%
Education	15%	12%	16%	19%	20%	17%	18%	14%	14%	13%	14%	12%	16%	12%	12%	10%	12%	13%	13%	13%
Transport	10%	10%	10%	9%	7%	7%	8%	8%	11%	8%	9%	10%	12%	11%	10%	9%	9%	9%	9%	9%
Personal Debt	15%	13%	12%	9%	6%	5%	7%	10%	10%	11%	10%	10%	11%	9%	13%	10%	11%	10%	9%	9%
Defence	5%	4%	3%	3%	8%	16%	12%	14%	10%	10%	8%	10%	6%	8%	7%	6%	6%	6%	8%	8%
Taxation	6%	7%	8%	6%	8%	10%	10%	8%	8%	8%	8%	7%	8%	8%	7%	6%	9%	7%	8%	7%
Racism	6%	6%	5%	6%	7%	8%	8%	7%	6%	6%	4%	5%	5%	5%	4%	5%	4%	4%	5%	5%
Indigenous Issues	4%	3%	3%	2%	2%	2%	3%	3%	3%	3%	3%	3%	2%	4%	3%	3%	3%	3%	4%	3%



IPSOS ISSUES MONITOR DECEMBER 2018

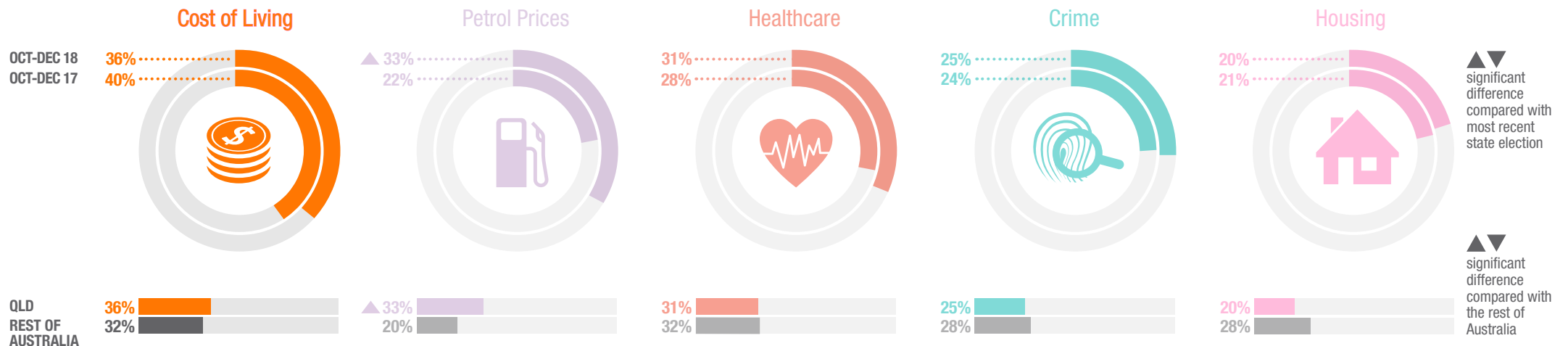
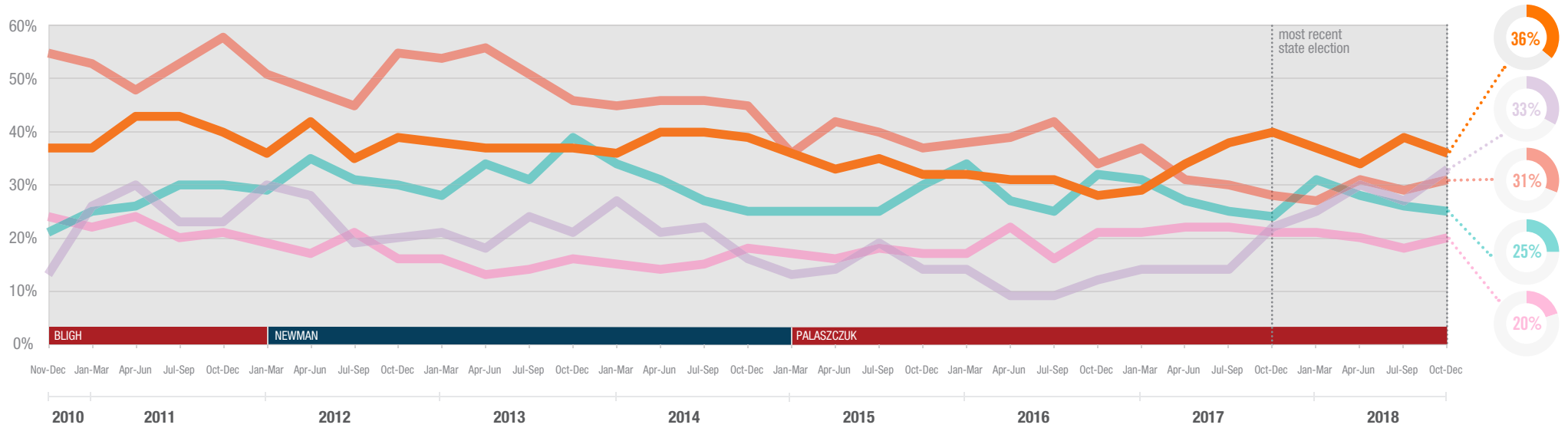
The top issues facing Queensland

Kathy Benson
Director, Strategy & Research
✉ kathy.benson@ipsos.com
☎ (07) 3016 7662

Kylie Brosnan
Head of Ipsos Public Affairs QLD
✉ kylie.brosnan@ipsos.com
☎ (07) 3016 7660



Each quarter we ask 600 Queenslanders to select the three most important issues facing their state. The top five issues facing Queensland between October and December 2018 are shown below. A summary of all issues facing Queensland can be found overleaf. If you would like to know more about the Ipsos Issues Monitor, or Ipsos Public Affairs in Queensland, please contact Kylie Brosnan or Kathy Benson.





IPSOS ISSUES MONITOR DECEMBER 2018

The top issues facing Queensland

Kathy Benson
Director, Strategy & Research
✉ kathy.benson@ipsos.com
☎ (07) 3016 7662

Kylie Brosnan
Head of Ipsos Public Affairs QLD
✉ kylie.brosnan@ipsos.com
☎ (07) 3016 7660



	2010	2011	2012	2013	2014	2015	2016	2017	JAN-MAR 2018	APR-JUN 2018	JUL-SEP 2018	OCT-DEC 2018
Cost of Living	37%	40%	38%	37%	39%	34%	30%	35%	37%	34%	39%	36%
Petrol Prices	13%	26%	24%	21%	21%	15%	11%	16%	25%	30%	27%	33%
Healthcare	55%	53%	50%	52%	45%	38%	38%	31%	27%	31%	29%	31%
Crime	21%	28%	31%	33%	29%	27%	30%	27%	31%	28%	26%	25%
Housing	24%	22%	18%	15%	15%	17%	19%	22%	21%	20%	18%	20%
Unemployment	13%	14%	24%	27%	33%	39%	33%	31%	30%	29%	24%	20%
The Economy	19%	21%	23%	24%	26%	30%	25%	22%	16%	13%	18%	18%
Drug Abuse	10%	9%	9%	10%	10%	17%	21%	18%	23%	19%	15%	16%
Immigration	6%	7%	7%	7%	7%	6%	7%	8%	8%	7%	13%	14%
Transport	17%	17%	15%	15%	12%	14%	17%	18%	17%	20%	13%	14%
Environment	13%	14%	10%	10%	9%	10%	11%	14%	14%	14%	13%	14%
Education	21%	14%	17%	17%	18%	17%	16%	14%	14%	14%	14%	12%
Personal Debt	17%	11%	10%	10%	8%	7%	9%	9%	11%	10%	12%	12%
Poverty	9%	6%	6%	8%	9%	9%	11%	12%	9%	10%	15%	11%
Population	12%	7%	5%	4%	4%	3%	5%	5%	6%	7%	8%	10%
Taxation	3%	5%	6%	5%	6%	5%	6%	6%	5%	4%	6%	5%
Defence	1%	1%	1%	1%	2%	5%	3%	4%	3%	2%	3%	4%
Racism	3%	2%	2%	4%	3%	3%	4%	5%	2%	4%	4%	3%
Indigenous Issues	5%	3%	3%	3%	3%	3%	4%	3%	2%	4%	3%	3%