



# IPSOS ISSUES MONITOR DECEMBER 2018

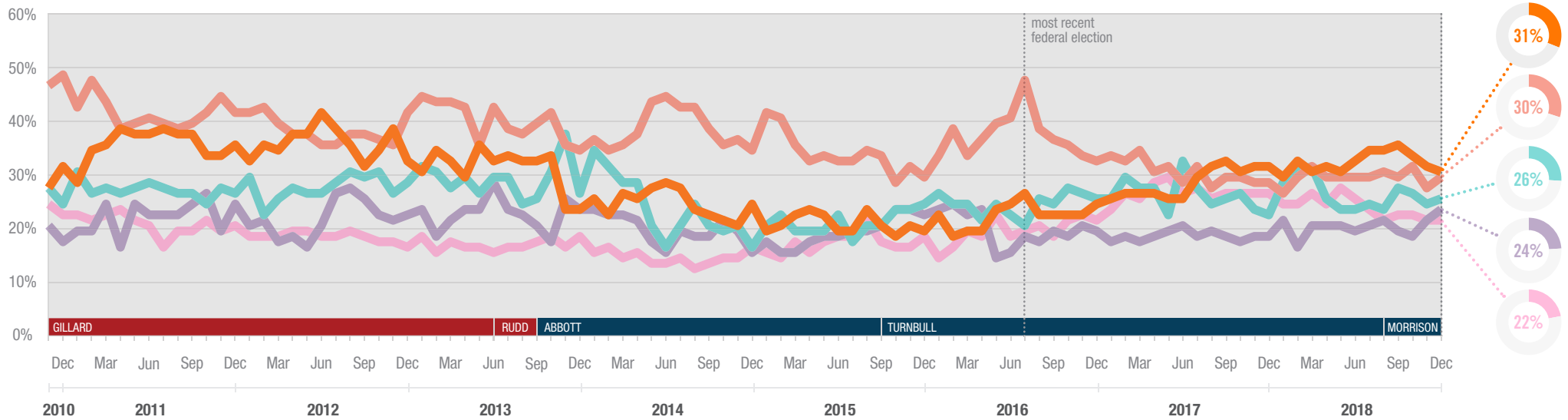
## The top issues facing Australia

**Daniel Evans**  
Deputy Managing Director  
✉ dan.evans@ipsos.com  
☎ (03) 9946 0850

**Joe Curran**  
Research Manager  
✉ joe.curran@ipsos.com  
☎ (03) 9946 0847

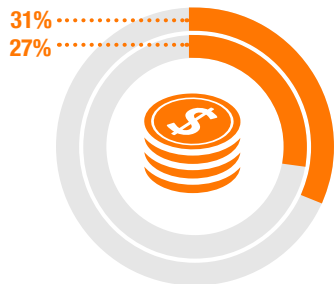


Each month we ask 1,000 Australians to select the three most important issues facing the nation. The top five issues facing Australia in December 2018 are shown below. A summary of all issues facing Australia can be found overleaf. If you would like to know more about the Ipsos Issues Monitor, or Ipsos Public Affairs, please contact Daniel Evans or Joe Curran.

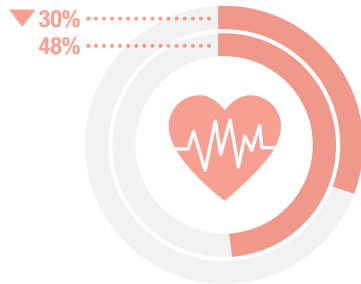


DEC 18  
JUL 16

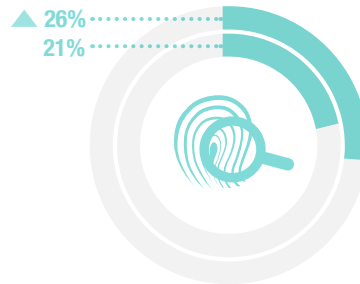
### Cost of Living



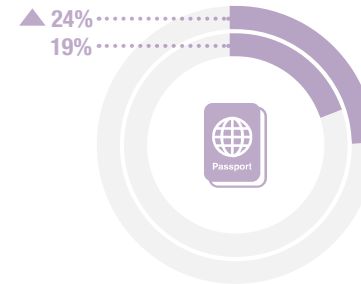
### Healthcare



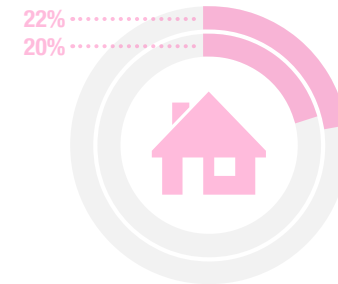
### Crime



### Immigration

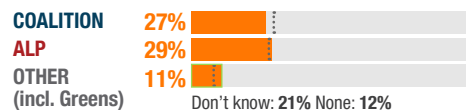


### Housing



▲▼  
significant  
difference  
compared to  
Jul 16

### Party most capable to manage the top issues facing Australia



Don't know: 19% None: 10%

Don't know: 22% None: 12%

Don't know: 20% None: 11%

Don't know: 22% None: 14%

▲▼  
significant  
difference  
compared to  
Jul 16



# IPSOS ISSUES MONITOR DECEMBER 2018

The top issues facing Australia

Daniel Evans  
Deputy Managing Director  
✉ dan.evans@ipsos.com  
☎ (03) 9946 0850

Joe Curran  
Research Manager  
✉ joe.curran@ipsos.com  
☎ (03) 9946 0847



	2010	2011	2012	2013	2014	2015	2016	2017	JAN 2018	FEB 2018	MAR 2018	APR 2018	MAY 2018	JUN 2018	JUL 2018	AUG 2018	SEP 2018	OCT 2018	NOV 2018	DEC 2018
<b>Cost of Living</b>	30%	36%	36%	32%	25%	21%	23%	29%	30%	33%	31%	32%	31%	33%	35%	35%	36%	34%	32%	31%
<b>Healthcare</b>	48%	42%	39%	41%	39%	34%	38%	31%	27%	30%	32%	30%	30%	30%	30%	31%	30%	32%	28%	30%
<b>Crime</b>	26%	28%	28%	30%	24%	22%	25%	27%	29%	31%	32%	26%	24%	24%	25%	24%	28%	27%	25%	26%
<b>Immigration</b>	19%	23%	22%	23%	20%	20%	20%	19%	22%	17%	21%	21%	21%	20%	21%	22%	20%	19%	22%	24%
<b>Housing</b>	24%	21%	19%	18%	15%	18%	20%	27%	25%	25%	27%	25%	28%	26%	24%	22%	23%	23%	22%	22%
<b>The Economy</b>	20%	22%	26%	29%	42%	45%	33%	24%	20%	19%	22%	19%	20%	20%	22%	21%	23%	23%	20%	19%
<b>Environment</b>	20%	18%	13%	12%	10%	10%	12%	13%	14%	16%	13%	16%	16%	15%	15%	19%	16%	17%	19%	18%
<b>Poverty</b>	10%	10%	10%	11%	13%	12%	13%	14%	15%	16%	15%	16%	17%	15%	15%	17%	16%	15%	12%	17%
<b>Petrol Prices</b>	9%	15%	14%	11%	8%	4%	4%	6%	9%	7%	7%	8%	9%	14%	11%	10%	11%	16%	18%	16%
<b>Unemployment</b>	10%	10%	17%	21%	26%	26%	24%	23%	20%	19%	16%	18%	17%	20%	19%	17%	20%	16%	16%	15%
<b>Population</b>	10%	8%	7%	7%	6%	6%	6%	8%	10%	9%	12%	15%	13%	11%	12%	20%	12%	14%	14%	15%
<b>Drug Abuse</b>	13%	12%	12%	12%	13%	16%	17%	16%	16%	17%	16%	16%	15%	15%	14%	13%	12%	12%	15%	14%
<b>Education</b>	15%	12%	16%	19%	20%	17%	18%	14%	14%	13%	14%	12%	16%	12%	12%	10%	12%	13%	13%	13%
<b>Transport</b>	10%	10%	10%	9%	7%	7%	8%	8%	11%	8%	9%	10%	12%	11%	10%	9%	9%	9%	9%	9%
<b>Personal Debt</b>	15%	13%	12%	9%	6%	5%	7%	10%	10%	11%	10%	10%	11%	9%	13%	10%	11%	10%	9%	9%
<b>Defence</b>	5%	4%	3%	3%	8%	16%	12%	14%	10%	10%	8%	10%	6%	8%	7%	6%	6%	6%	8%	8%
<b>Taxation</b>	6%	7%	8%	6%	8%	10%	10%	8%	8%	8%	8%	7%	8%	8%	7%	6%	9%	7%	8%	7%
<b>Racism</b>	6%	6%	5%	6%	7%	8%	8%	7%	6%	6%	4%	5%	5%	5%	4%	5%	4%	4%	5%	5%
<b>Indigenous Issues</b>	4%	3%	3%	2%	2%	2%	3%	3%	3%	3%	3%	3%	2%	4%	3%	3%	3%	3%	4%	3%



# IPSOS ISSUES MONITOR DECEMBER 2018

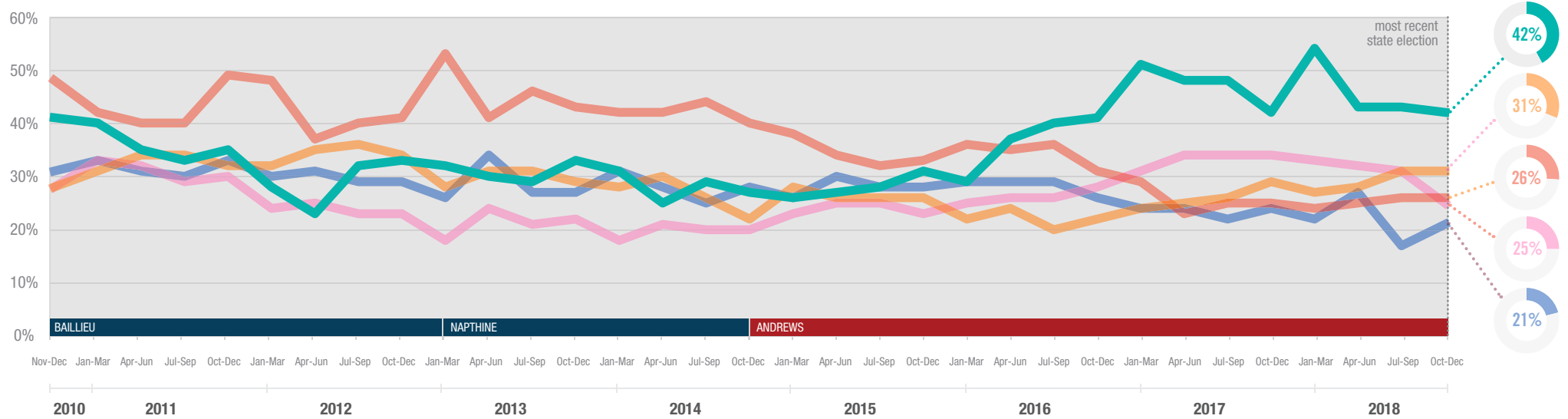
## The top issues facing Victoria

**Daniel Evans**  
Deputy Managing Director  
✉ dan.evans@ipsos.com  
☎ (03) 9946 0850

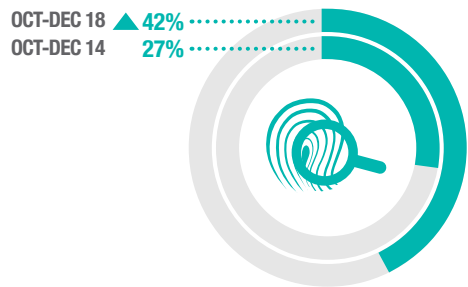
**Joe Curran**  
Research Manager  
✉ joe.curran@ipsos.com  
☎ (03) 9946 0847



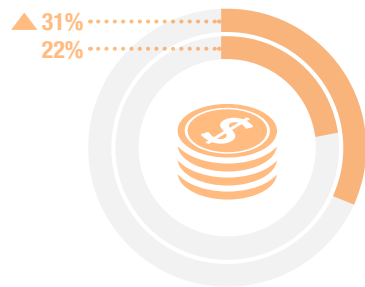
Each quarter we ask 800 Victorians to select the three most important issues facing their state. The top five issues facing Victoria between October and December 2018 are shown below. A summary of all issues facing Victoria can be found overleaf. If you would like to know more about the Ipsos Issues Monitor, or Ipsos Public Affairs in Victoria, please contact Daniel Evans or Joe Curran.



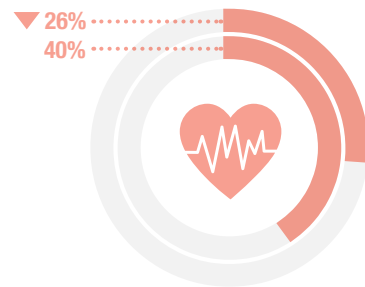
### Crime



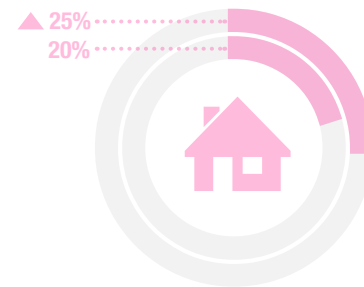
### Cost of Living



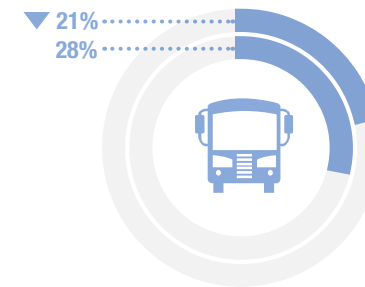
### Healthcare



### Housing

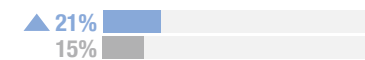
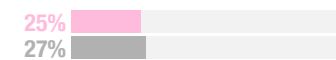
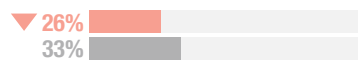
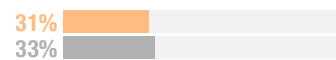


### Transport



▲ ▼  
significant difference compared with most recent state election

▲ ▼  
significant difference compared with the rest of Australia





# IPSOS ISSUES MONITOR DECEMBER 2018

The top issues facing Victoria

Daniel Evans  
Deputy Managing Director  
✉ dan.evans@ipsos.com  
☎ (03) 9946 0850

Joe Curran  
Research Manager  
✉ joe.curran@ipsos.com  
☎ (03) 9946 0847



	2010	2011	2012	2013	2014	2015	2016	2017	JAN-MAR 2018	APR-JUN 2018	JUL-SEP 2018	OCT-DEC 2018
<b>Crime</b>	41%	36%	29%	31%	28%	28%	36%	47%	54%	43%	43%	42%
<b>Cost of Living</b>	28%	33%	34%	30%	27%	26%	22%	26%	27%	28%	31%	31%
<b>Healthcare</b>	48%	43%	42%	46%	42%	34%	34%	25%	24%	25%	26%	26%
<b>Housing</b>	28%	31%	24%	22%	20%	24%	26%	33%	33%	32%	31%	25%
<b>Transport</b>	31%	32%	30%	28%	28%	28%	28%	23%	22%	27%	17%	21%
<b>Drug Abuse</b>	15%	13%	13%	14%	17%	23%	23%	24%	21%	20%	17%	18%
<b>Petrol Prices</b>	11%	18%	18%	16%	13%	7%	6%	7%	10%	13%	12%	17%
<b>Population</b>	8%	8%	7%	7%	7%	8%	9%	11%	11%	16%	18%	16%
<b>Immigration</b>	6%	8%	7%	8%	7%	8%	10%	10%	12%	11%	15%	16%
<b>Poverty</b>	7%	8%	7%	7%	9%	10%	12%	13%	12%	13%	15%	16%
<b>Environment</b>	17%	13%	8%	9%	8%	9%	9%	9%	10%	11%	12%	13%
<b>Education</b>	16%	13%	21%	21%	20%	18%	17%	13%	13%	12%	11%	13%
<b>Unemployment</b>	8%	10%	23%	25%	35%	31%	24%	20%	15%	17%	14%	12%
<b>The Economy</b>	12%	11%	16%	17%	20%	22%	17%	11%	10%	8%	11%	10%
<b>Personal Debt</b>	11%	11%	10%	7%	6%	7%	7%	9%	9%	9%	12%	9%
<b>Racism</b>	5%	6%	4%	5%	5%	5%	7%	6%	6%	6%	5%	5%
<b>Taxation</b>	4%	5%	5%	5%	5%	7%	7%	5%	3%	4%	6%	5%
<b>Defence</b>	2%	1%	1%	1%	2%	5%	4%	6%	6%	3%	2%	5%
<b>Indigenous Issues</b>	1%	1%	1%	1%	1%	1%	2%	2%	2%	2%	2%	2%