



IPSOS ISSUES MONITOR MARCH 2019

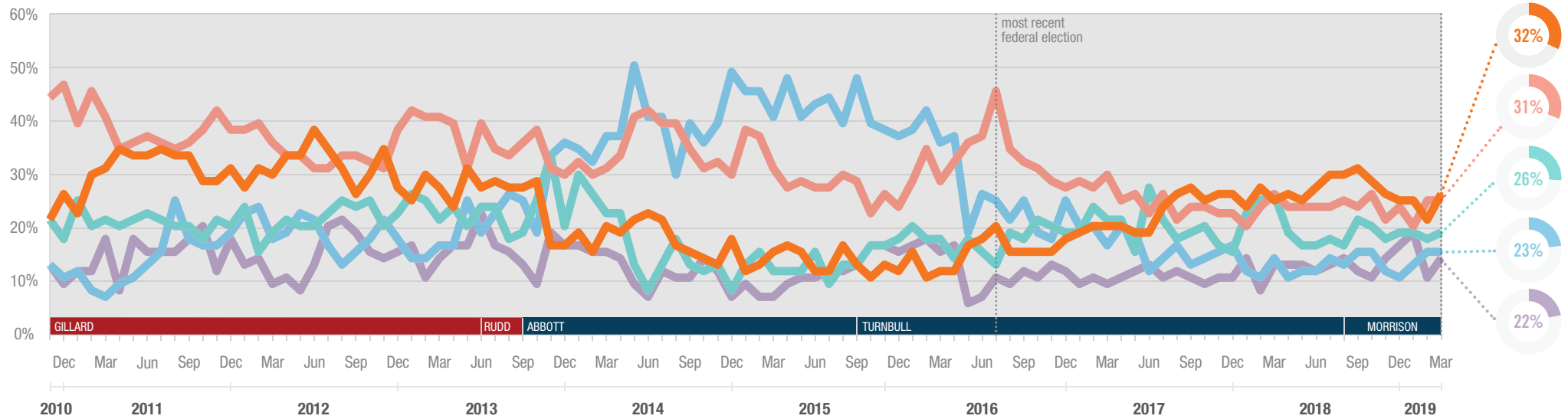
The top issues facing Australia

Daniel Evans
Deputy Managing Director
✉ dan.evans@ipsos.com
☎ (03) 9946 0850

Joe Curran
Research Manager
✉ joe.curran@ipsos.com
☎ (03) 9946 0847

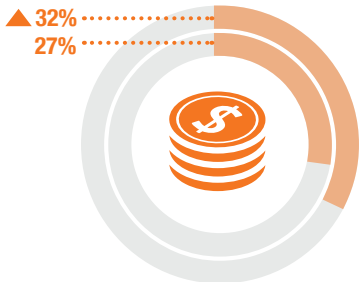


Each month we ask 1,000 Australians to select the three most important issues facing the nation. The top five issues facing Australia in March 2019 are shown below. A summary of all issues facing Australia can be found overleaf. If you would like to know more about the Ipsos Issues Monitor, or Ipsos Public Affairs, please contact Daniel Evans or Joe Curran.

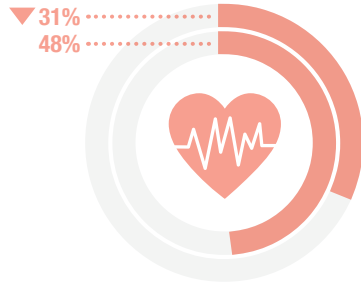


Cost of Living

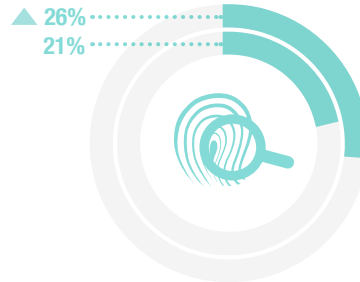
MAR 18
JUL 16



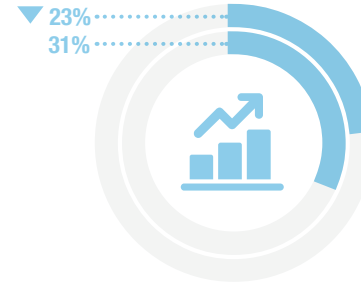
Healthcare



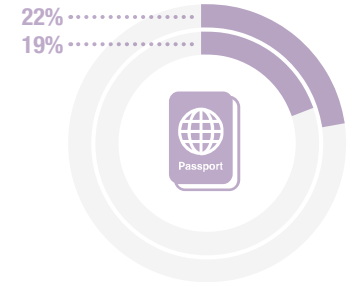
Crime



The Economy

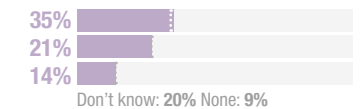
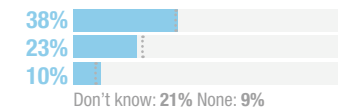
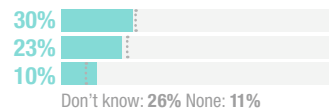
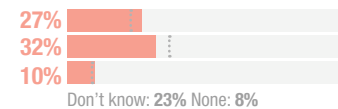
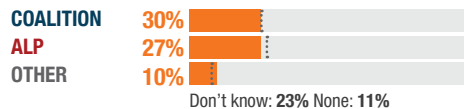


Immigration



▲▼
significant
difference
compared to
Jul 16

Party most capable to manage the top issues facing Australia



▲▼
significant
difference
compared to
Jul 16








IPSOS ISSUES MONITOR MARCH 2019

The top issues facing Australia

Daniel Evans
Deputy Managing Director
✉ dan.evans@ipsos.com
☎ (03) 9946 0850

Joe Curran
Research Manager
✉ joe.curran@ipsos.com
☎ (03) 9946 0847



	2010	2011	2012	2013	2014	2015	2016	2017	2018	JAN 2019	FEB 2019	MAR 2019
 Cost of Living	30%	36%	36%	32%	25%	21%	23%	29%	33%	31%	28%	32%
 Healthcare	48%	42%	39%	41%	39%	34%	38%	31%	30%	27%	31%	31%
 Crime	26%	28%	28%	30%	24%	22%	25%	27%	27%	26%	25%	26%
 The Economy	20%	22%	26%	29%	42%	45%	33%	24%	21%	21%	23%	23%
 Immigration	19%	23%	22%	23%	20%	20%	20%	19%	21%	26%	19%	22%
Environment	20%	18%	13%	12%	10%	10%	12%	13%	16%	21%	25%	21%
Housing	24%	21%	19%	18%	15%	18%	20%	27%	24%	23%	20%	20%
Unemployment	10%	10%	17%	21%	26%	26%	24%	23%	18%	14%	15%	17%
Poverty	10%	10%	10%	11%	13%	12%	13%	14%	15%	14%	15%	13%
Drug Abuse	13%	12%	12%	12%	13%	16%	17%	16%	15%	16%	16%	13%
Education	15%	12%	16%	19%	20%	17%	18%	14%	13%	14%	13%	13%
Personal Debt	15%	13%	12%	9%	6%	5%	7%	10%	10%	10%	11%	11%
Transport	10%	10%	10%	9%	7%	7%	8%	8%	10%	9%	8%	11%
Population	10%	8%	7%	7%	6%	6%	6%	8%	13%	11%	15%	11%
Petrol Prices	9%	15%	14%	11%	8%	4%	4%	6%	11%	8%	7%	9%
Defence	5%	4%	3%	3%	8%	16%	12%	14%	8%	8%	8%	8%
Taxation	6%	7%	8%	6%	8%	10%	10%	8%	8%	8%	8%	8%
Racism	6%	6%	5%	6%	7%	8%	8%	7%	5%	8%	6%	6%
Indigenous Issues	4%	3%	3%	2%	2%	2%	3%	3%	3%	4%	6%	3%