



IPSOS ISSUES MONITOR MARCH 2019

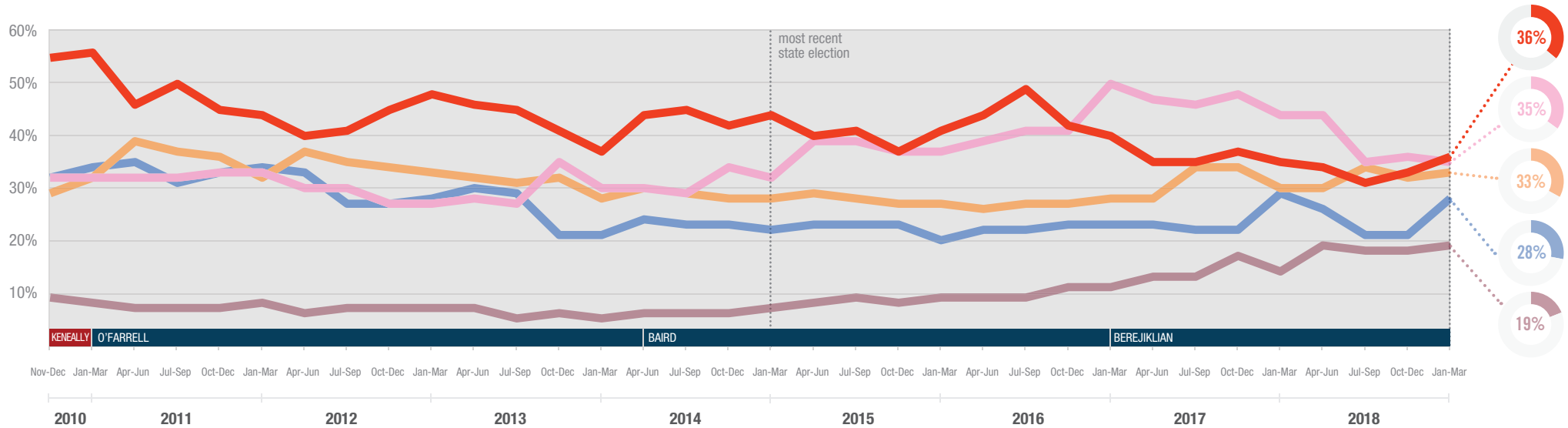
The top issues facing New South Wales

David Elliott
Head of Ipsos Public Affairs NSW
✉ david.elliott@ipsos.com
☎ (02) 9900 5159

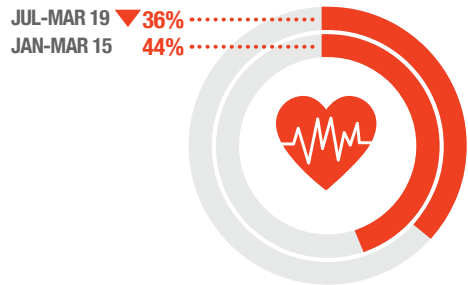
Stuart Clark
Director
✉ stuart.clark@ipsos.com
☎ (02) 9900 5180



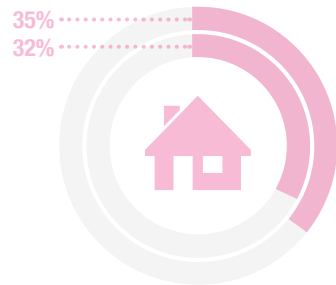
Each quarter we ask 1000 residents of New South Wales to select the three most important issues facing their state. The top five issues facing New South Wales between July and September 2018 are shown below. A summary of all issues facing New South Wales can be found overleaf. If you would like to know more about the Ipsos Issues Monitor, or Ipsos Public Affairs in New South Wales, please contact David Elliot or Stuart Clark.



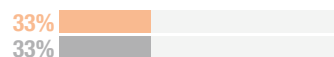
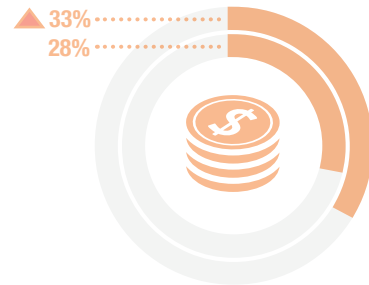
Healthcare



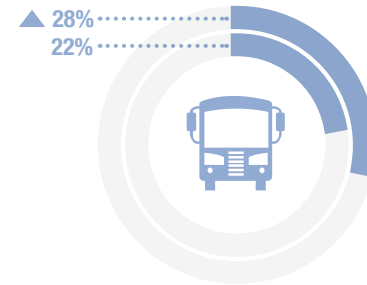
Housing



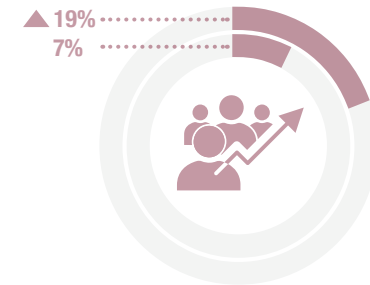
Cost of Living



Transport



Population



▲▼ significant difference compared with most recent state election

▲▼ significant difference compared with the rest of Australia



IPSOS ISSUES MONITOR MARCH 2019

The top issues facing New South Wales

David Elliott
Head of Ipsos Public Affairs NSW
✉ david.elliott@ipsos.com
☎ (02) 9900 5159

Stuart Clark
Director
✉ stuart.clark@ipsos.com
☎ (02) 9900 5180



	2010	2011	2012	2013	2014	2015	2016	2017	2018	JAN-MAR 2019
Healthcare	55%	49%	43%	45%	42%	41%	44%	37%	33%	36%
Housing	32%	32%	30%	29%	30%	37%	39%	48%	40%	35%
Cost of Living	29%	36%	34%	32%	29%	28%	27%	31%	32%	33%
Transport	32%	33%	30%	27%	23%	23%	22%	22%	24%	28%
Population	9%	7%	7%	6%	6%	8%	10%	13%	17%	19%
Crime	25%	25%	32%	33%	30%	24%	25%	22%	20%	19%
Environment	12%	10%	8%	9%	8%	9%	9%	9%	12%	18%
Education	17%	14%	17%	20%	20%	18%	19%	16%	15%	16%
Drug Abuse	12%	10%	11%	12%	14%	16%	16%	14%	13%	15%
Immigration	7%	8%	8%	10%	7%	9%	10%	11%	14%	12%
Petrol Prices	11%	19%	19%	16%	14%	10%	7%	9%	15%	12%
Poverty	6%	6%	7%	7%	10%	9%	10%	10%	13%	11%
Unemployment	10%	11%	16%	19%	25%	25%	21%	19%	14%	11%
Personal Debt	12%	11%	11%	8%	7%	7%	8%	10%	11%	10%
The Economy	15%	16%	16%	16%	18%	17%	14%	11%	11%	9%
Taxation	6%	6%	5%	5%	6%	7%	6%	6%	6%	5%
Racism	5%	4%	4%	5%	5%	6%	6%	5%	4%	4%
Indigenous Issues	4%	1%	1%	1%	2%	2%	2%	2%	2%	3%
Defence	1%	1%	1%	1%	3%	6%	6%	6%	4%	3%