



IPSOS ISSUES MONITOR MARCH 2019

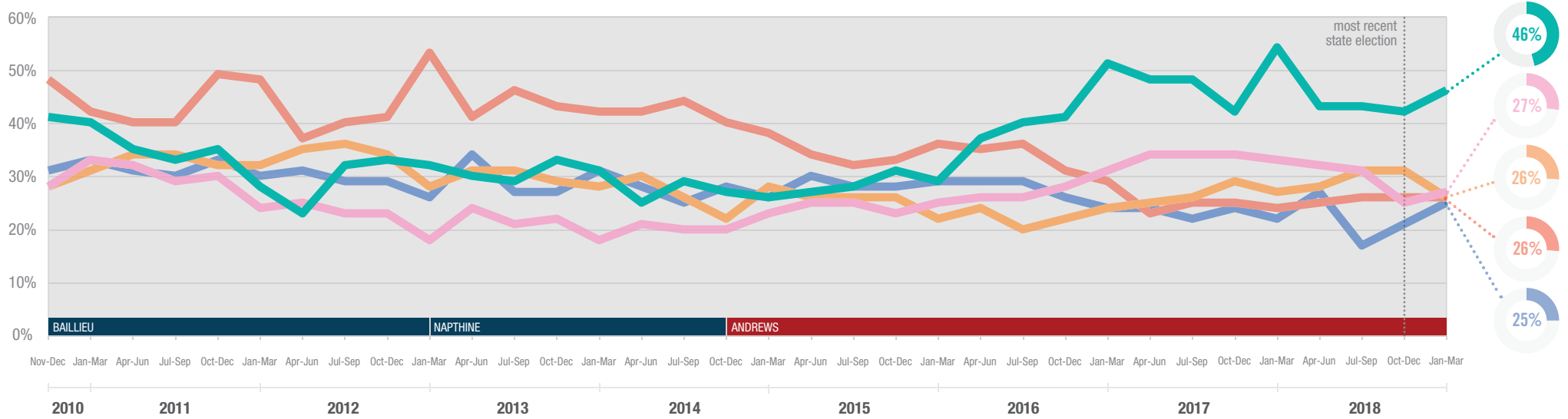
The top issues facing Victoria

Daniel Evans
Deputy Managing Director
✉ dan.evans@ipsos.com
☎ (03) 9946 0850

Joe Curran
Research Manager
✉ joe.curran@ipsos.com
☎ (03) 9946 0847

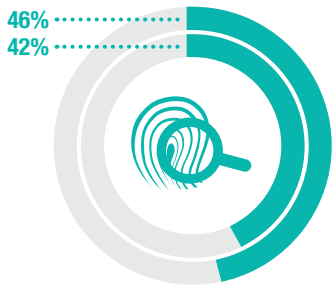


Each quarter we ask 800 Victorians to select the three most important issues facing their state. The top five issues facing Victoria between January and March 2019 are shown below. A summary of all issues facing Victoria can be found overleaf. If you would like to know more about the Ipsos Issues Monitor, or Ipsos Public Affairs in Victoria, please contact Daniel Evans or Joe Curran.



Crime

JUL-MAR 19
OCT-DEC 18



Housing

27%
25%



Cost of Living

26%
31%



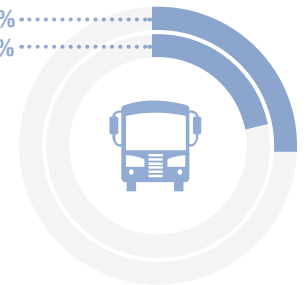
Healthcare

26%
26%



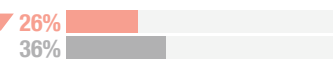
Transport

25%
21%



▲▼ significant difference compared with most recent state election

▲▼ significant difference compared with the rest of Australia





IPSOS ISSUES MONITOR MARCH 2019

The top issues facing Victoria

Daniel Evans
Deputy Managing Director
✉ dan.evans@ipsos.com
☎ (03) 9946 0850

Joe Curran
Research Manager
✉ joe.curran@ipsos.com
☎ (03) 9946 0847



	2010	2011	2012	2013	2014	2015	2016	2017	2018	JAN-MAR 2019
Crime	41%	36%	29%	31%	28%	28%	36%	47%	46%	46%
Housing	28%	31%	24%	22%	20%	24%	26%	33%	30%	27%
Cost of Living	28%	33%	34%	30%	27%	26%	22%	26%	29%	26%
Healthcare	48%	43%	42%	46%	42%	34%	34%	25%	25%	26%
Transport	31%	32%	30%	28%	28%	28%	28%	23%	22%	25%
Drug Abuse	15%	13%	13%	14%	17%	23%	23%	24%	19%	20%
Population	8%	8%	7%	7%	7%	8%	9%	11%	15%	16%
Environment	17%	13%	8%	9%	8%	9%	9%	9%	12%	16%
Poverty	7%	8%	7%	7%	9%	10%	12%	13%	14%	15%
Unemployment	8%	10%	23%	25%	35%	31%	24%	20%	15%	12%
Education	16%	13%	21%	21%	20%	18%	17%	13%	12%	11%
The Economy	12%	11%	16%	17%	20%	22%	17%	11%	10%	11%
Immigration	6%	8%	7%	8%	7%	8%	10%	10%	13%	11%
Racism	5%	6%	4%	5%	5%	5%	7%	6%	6%	10%
Personal Debt	11%	11%	10%	7%	6%	7%	7%	9%	10%	9%
Petrol Prices	11%	18%	18%	16%	13%	7%	6%	7%	13%	9%
Taxation	4%	5%	5%	5%	5%	7%	7%	5%	4%	5%
Defence	2%	1%	1%	1%	2%	5%	4%	6%	4%	4%
Indigenous Issues	1%	1%	1%	1%	1%	1%	2%	2%	2%	2%