

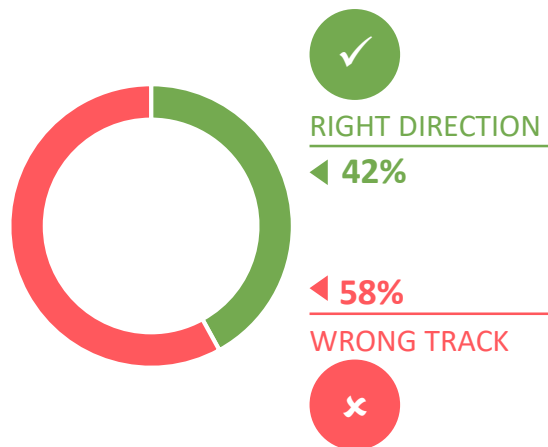
WORLD SUMMARY: MAY 2019

The majority (58%) of people around the world think things in their country are on the wrong track.

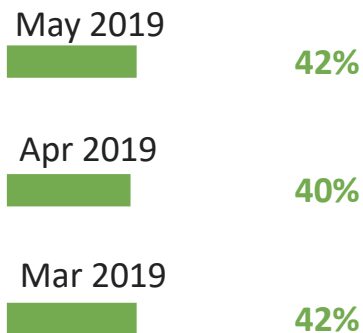
Unemployment currently occupies the top spot for global concern with 33% saying this.

Generally speaking, would you say things in this country are heading in the right direction, or are they off on the wrong track?

**RIGHT DIRECTION/
WRONG TRACK**
May 2019



RIGHT DIRECTION



Which three of the following topics do you find the most worrying in your country?*

			% change compared with previous month:	
			Apr 2019	
UNEMPLOYMENT		33%	=	
POVERTY & SOCIAL INEQUALITY		32%	▼	-1
FINANCIAL/POLITICAL CORRUPTION		31%	▼	-2
CRIME & VIOLENCE		30%	▼	-1
HEALTHCARE		25%	=	

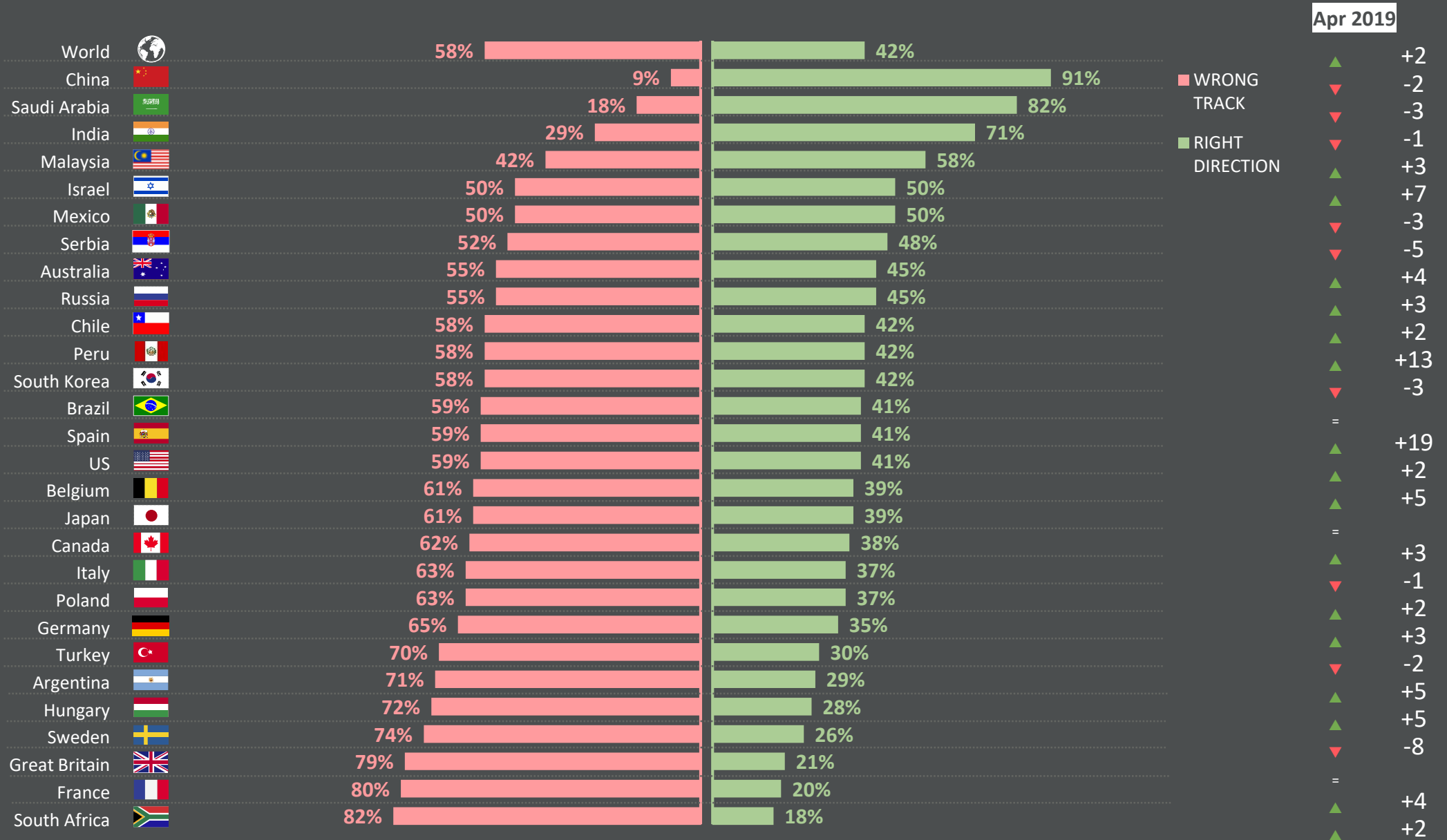
Base: Representative sample of adults aged 16-64 in 28 participating countries. c.18,000 per month
Source: Global Advisor

*Please note that participants in China were not shown the full list of topics for this question. Financial/political corruption, poverty and social inequality, taxes, and rise of extremism were excluded from the list shown to Chinese participants.

COUNTRY COMPARISON

RIGHT DIRECTION/WRONG TRACK

% change compared with previous month:



Base: Representative sample of 19,529 adults aged 16-64 in 28 participating countries, April 19th 2019 - May 3rd 2018.

Source: Global Advisor

WORLD: RIGHT DIRECTION/ WRONG TRACK

Generally speaking, would you say things in this country are heading in the right direction, or are they off on the wrong track?



Base: Representative sample of adults aged 16-64, c.18,000 – 20,000 per month.

Source: Global Advisor

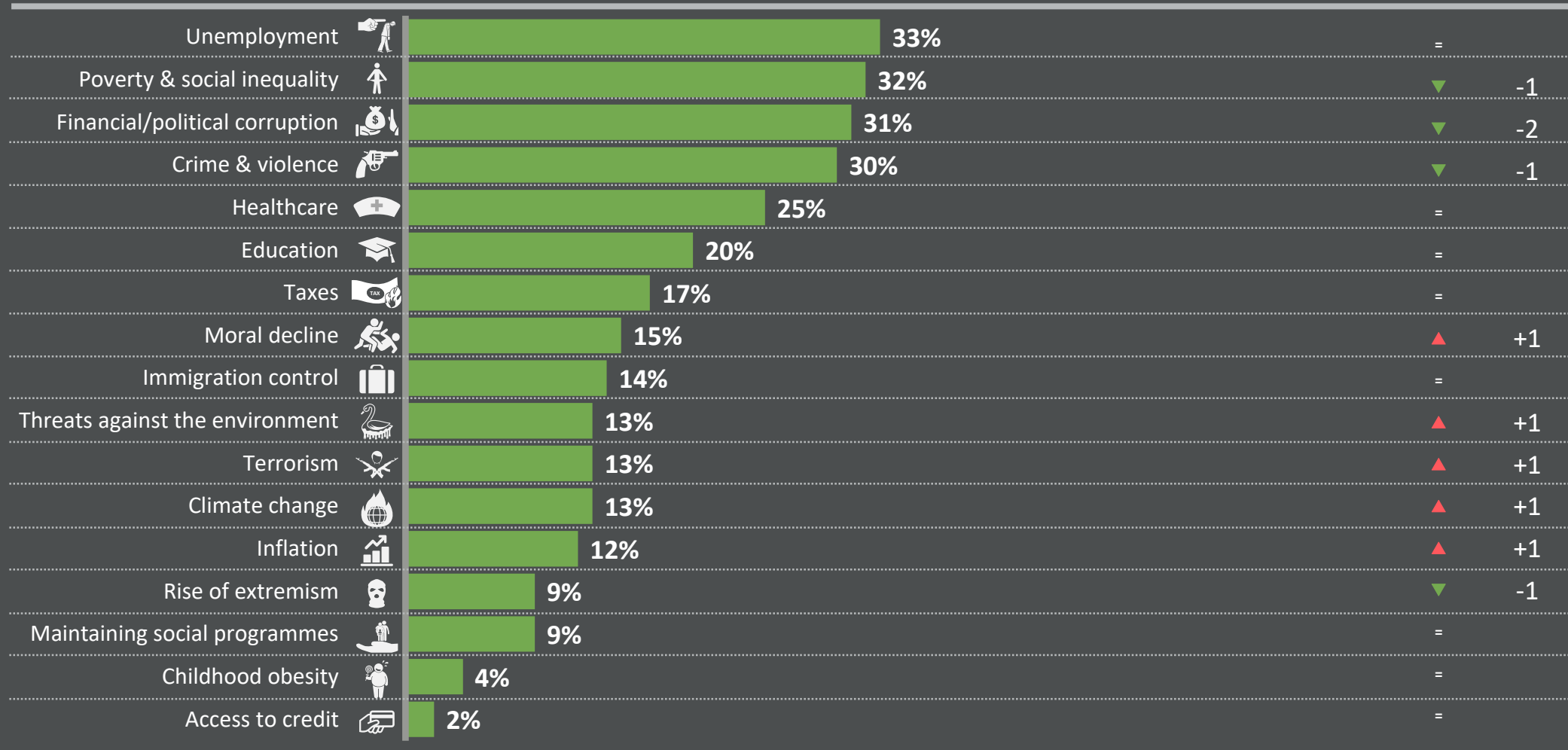
WORLD WORRIES

Which three of the following topics do you find the most worrying in your country?

% change compared with previous month:

Mentioned in May 2019 (%)

Apr 2019



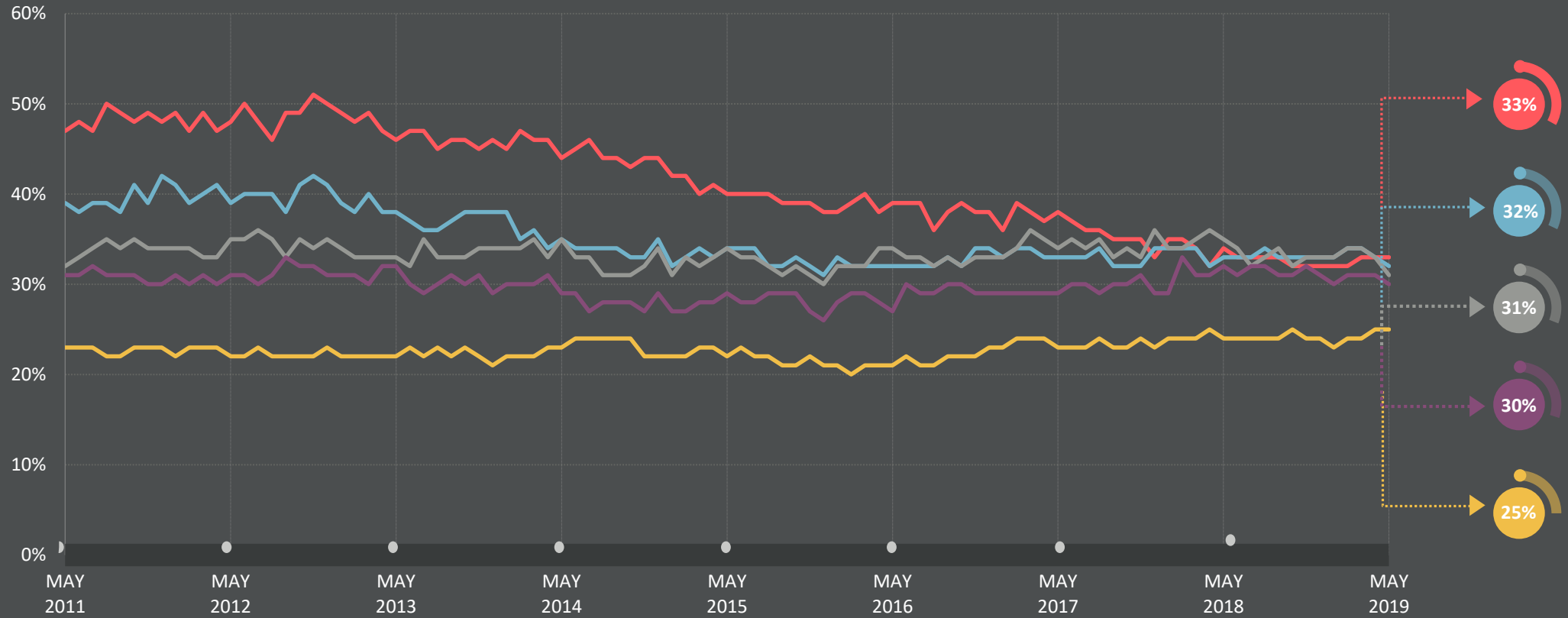
Base: Representative sample of adults aged 16-64. May 2019: 19,529; April 2019: 19,531.


Source: Global Advisor

THE WORLD'S CURRENT TOP 5 WORRIES:


LONG-TERM TRENDS

Which three of the following topics do you find the most worrying in your country?







Unemployment




Poverty & social inequality



Financial/political corruption



Crime & violence



Healthcare

Base: Representative sample of adults aged 16-64, c.18,000-20,000 per month.

Source: Global Advisor

WORLD WORRIES

COUNTRY COMPARISON



- Top concern by country
- Top 3 concerns by country
- Country comparison of Great Britain's top 5 concerns

WORLD WORRIES

COUNTRY COMPARISON

Country comparison of all 17 concerns



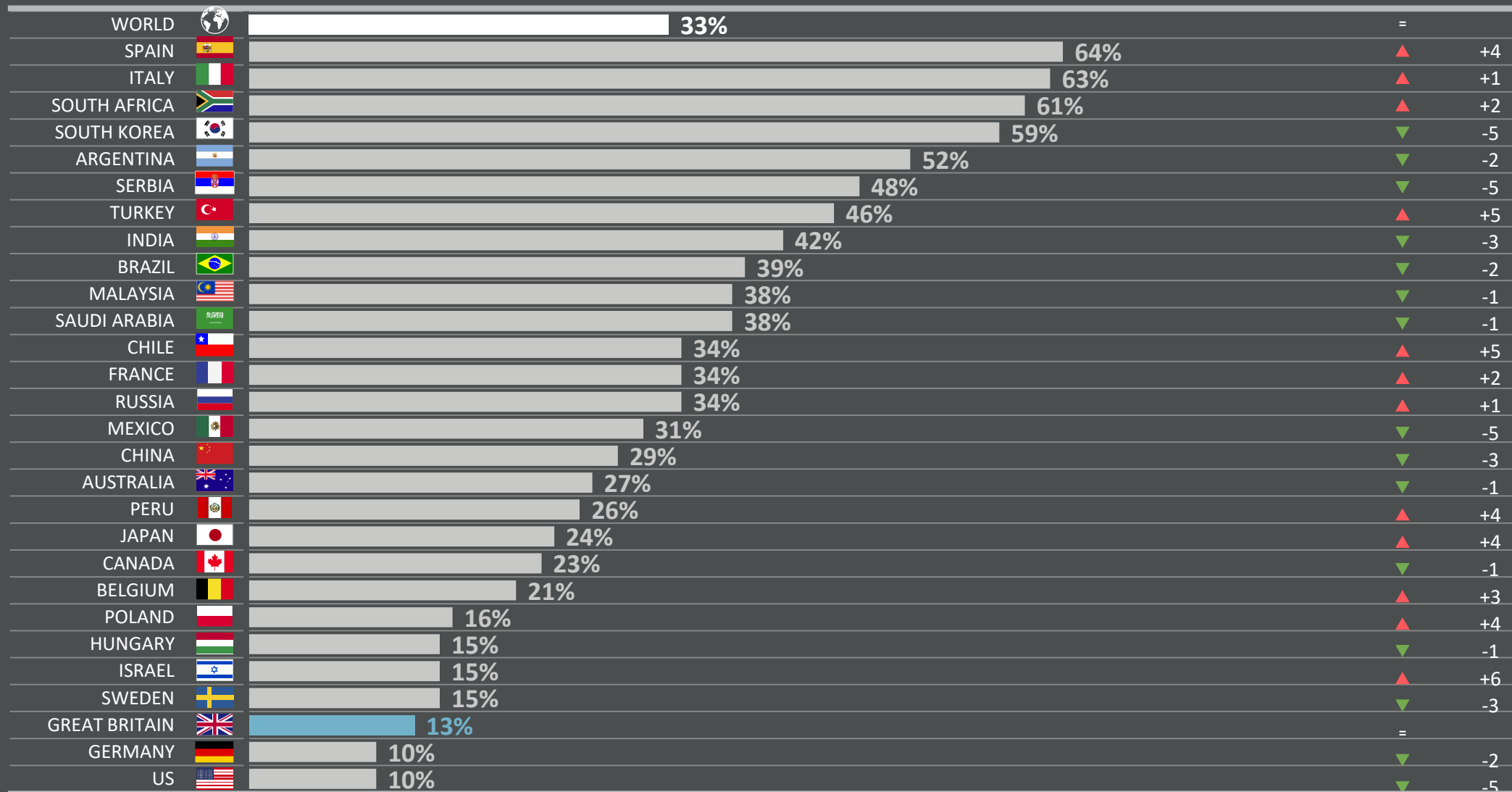
1 | UNEMPLOYMENT AND JOBS

Which three of the following topics do you find the most worrying in your country?

% change compared with previous month:

(%) worried in May 2019 in each country

Apr 2019



Base: Representative sample of adults aged 16-64 in 28 participating countries. May 2019: 19,529; April 2019: 19,531.

Source: Global Advisor

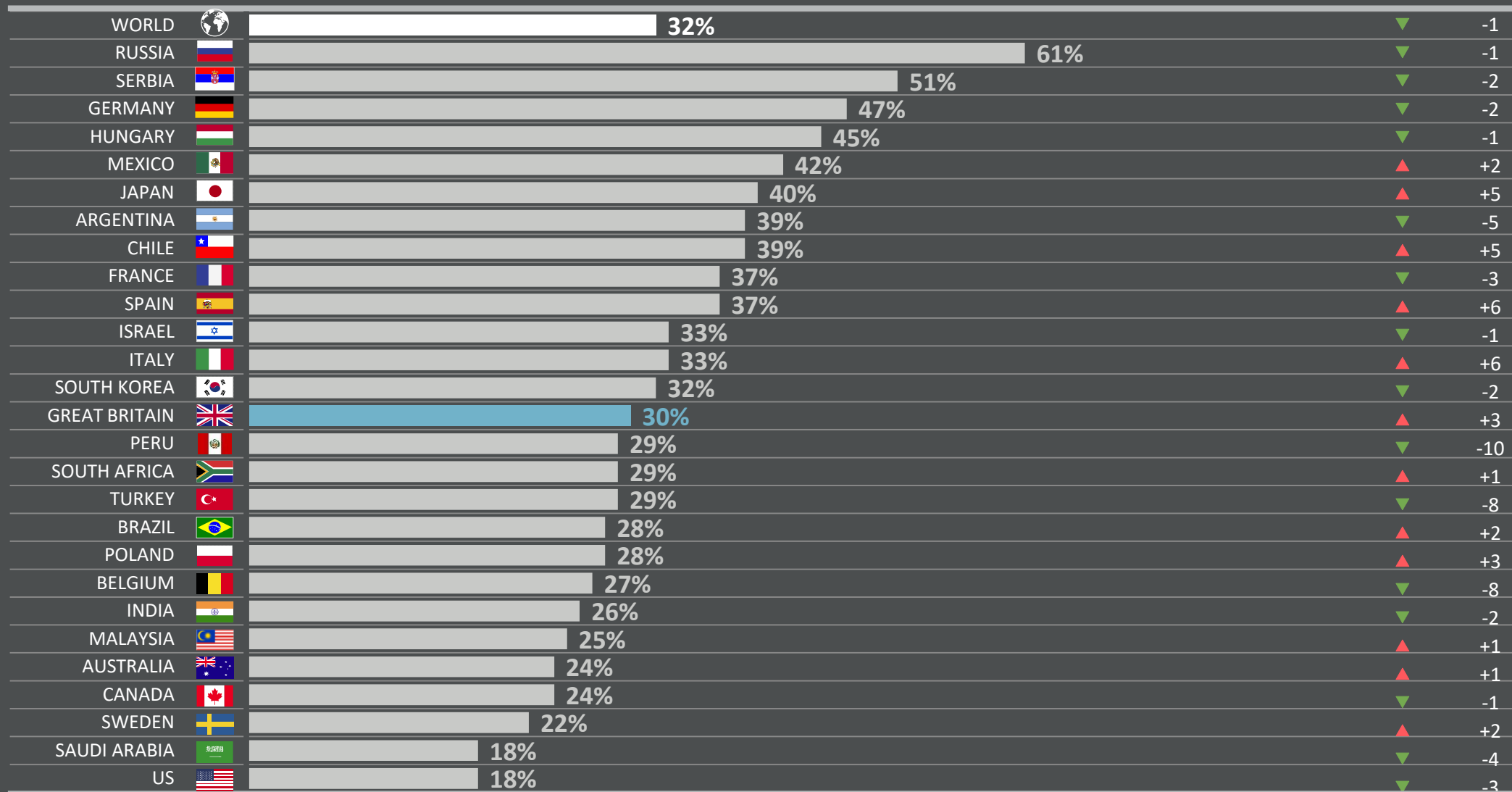
2 | POVERTY & SOCIAL INEQUALITY

Which three of the following topics do you find the most worrying in your country?

% change compared with previous month:

(%) worried in May 2019 in each country

Apr 2019



Base: Representative sample of adults aged 16-64 in 28 participating countries. May 2019: 19,529; April 2019: 19,531.

Source: Global Advisor

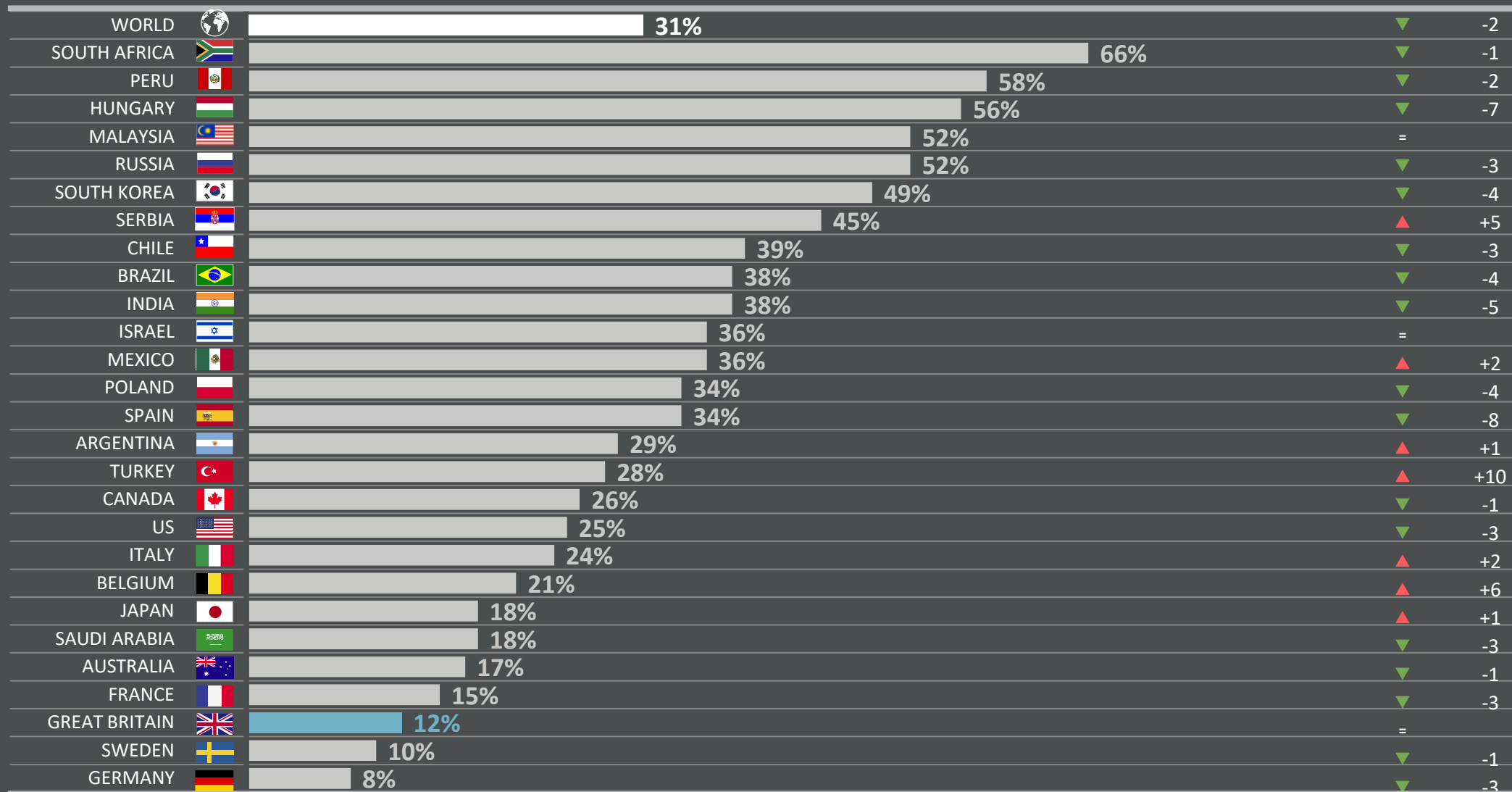
3 | FINANCIAL/POLITICAL CORRUPTION

Which three of the following topics do you find the most worrying in your country?

% change compared with previous month:

(%) worried in May 2019 in each country

Apr 2019



Base: Representative sample of adults aged 16-64 in 28 participating countries. May 2019: 19,529; April 2019: 19,531.

Source: Global Advisor

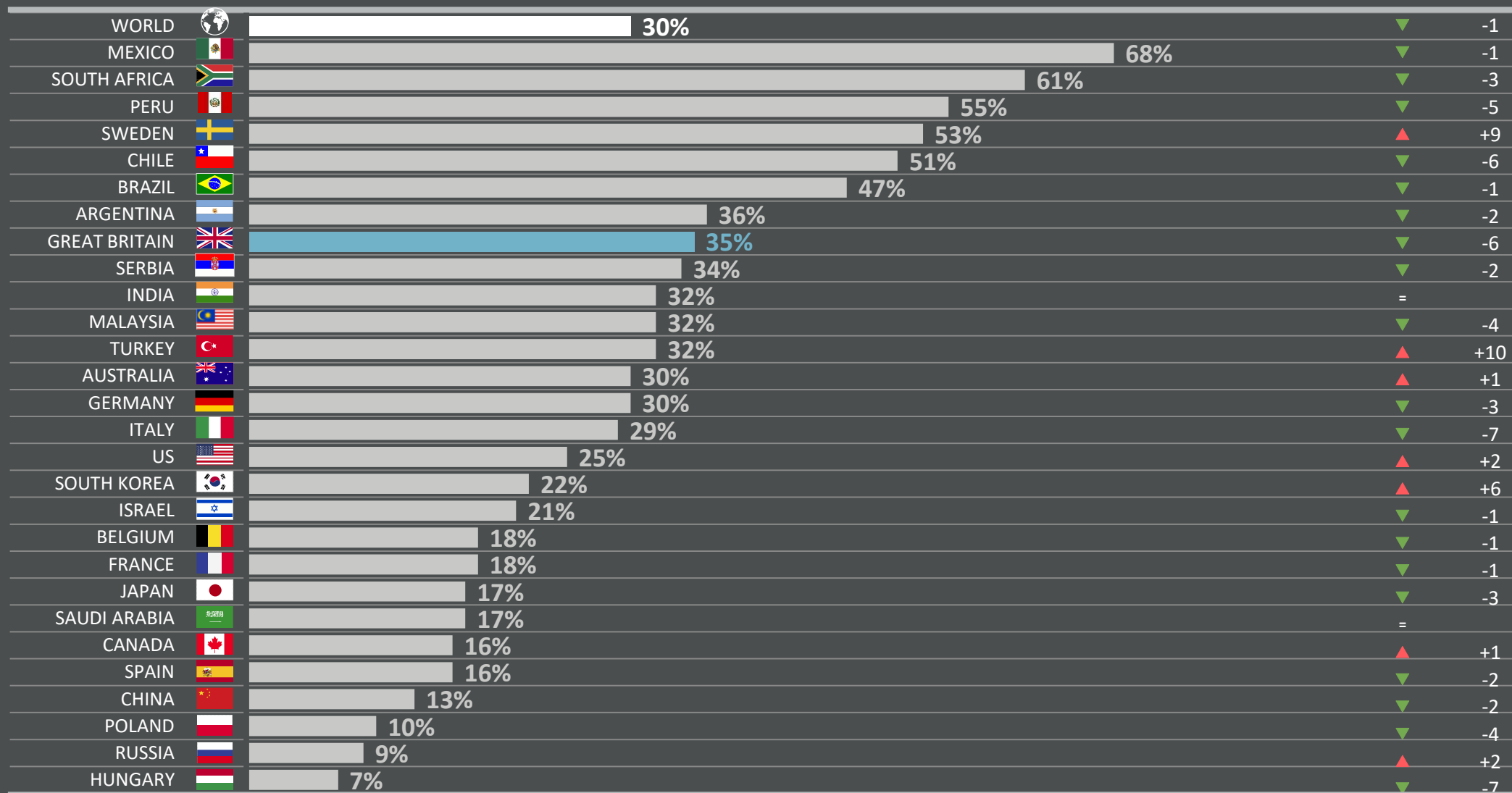
4 | CRIME & VIOLENCE

Which three of the following topics do you find the most worrying in your country?

% change compared with previous month:

(%) worried in May 2019 in each country

Apr 2019



Base: Representative sample of adults aged 16-64 in 28 participating countries. May 2019: 19,529; April 2019: 19,531.

Source: Global Advisor

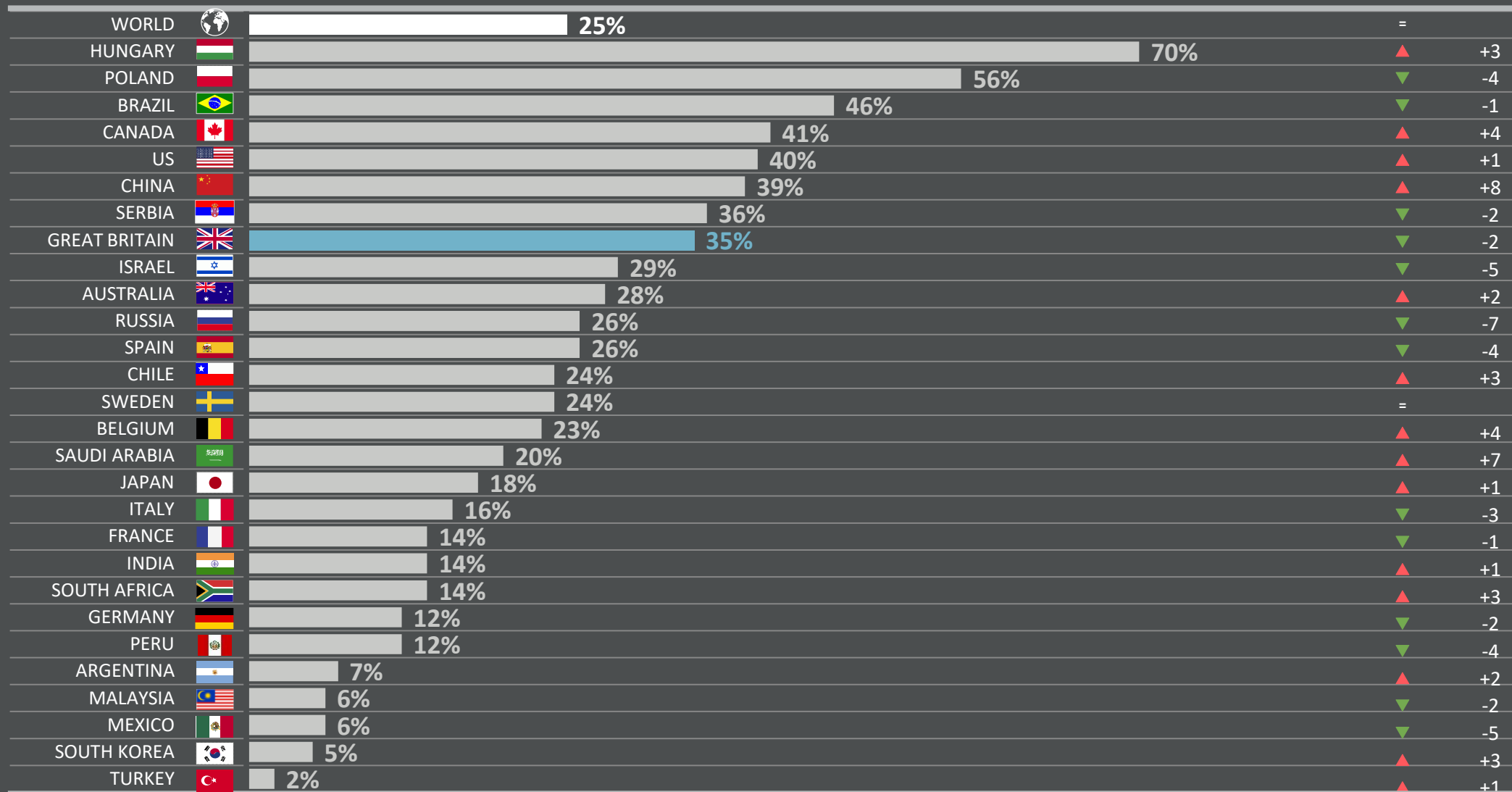
5 | HEALTHCARE

Which three of the following topics do you find the most worrying in your country?

% change compared with previous month:

(%) worried in May 2019 in each country

Apr 2019



Base: Representative sample of adults aged 16-64 in 28 participating countries. May 2019: 19,529; April 2019: 19,531.

Source: Global Advisor

6 | EDUCATION

Which three of the following topics do you find the most worrying in your country?

% change compared with previous month:

(%) worried in May 2019 in each country

Apr 2019

Country	May 2019 (%)	Apr 2019 (%)	% change
WORLD	20%	=	=
BRAZIL	36%	+3	▲
ISRAEL	34%	+5	▲
CHILE	33%	+5	▲
MEXICO	31%	+3	▲
PERU	31%	-5	▼
HUNGARY	30%	+1	▲
ARGENTINA	27%	+1	▲
POLAND	26%	+4	▲
SPAIN	24%	+4	▲
CHINA	23%	-8	▼
RUSSIA	21%	+2	▲
TURKEY	19%	-12	▼
INDIA	18%	-2	▼
SERBIA	17%	+3	▲
SOUTH AFRICA	17%	+1	▲
SAUDI ARABIA	16%	-3	▼
FRANCE	15%	+1	▲
GERMANY	15%	+3	▲
MALAYSIA	15%	+3	▲
AUSTRALIA	14%	+3	▲
CANADA	14%	-1	▼
JAPAN	14%	+2	▲
US	14%	+5	▲
BELGIUM	12%	-5	▼
GREAT BRITAIN	11%	-2	▼
ITALY	9%	=	=
SOUTH KOREA	9%	=	=
SWEDEN	8%	-1	▼

Base: Representative sample of adults aged 16-64 in 28 participating countries. May 2019: 19,529; April 2019: 19,531.

Source: Global Advisor

7 | TAXES

Which three of the following topics do you find the most worrying in your country?

% change compared with previous month:

(%) worried in May 2019 in each country

Apr 2019

Country	May 2019 (%)	Apr 2019 (%)	% Change
WORLD	17%	=	=
BELGIUM	33%	+1	▲
CANADA	33%	-2	▼
FRANCE	33%	-1	▼
ITALY	32%	+2	▲
SAUDI ARABIA	29%	+6	▲
JAPAN	27%	-5	▼
ARGENTINA	23%	-2	▼
POLAND	21%	-6	▼
RUSSIA	21%	-1	▼
ISRAEL	20%	-8	▼
TURKEY	20%	+3	▲
AUSTRALIA	19%	+3	▲
SOUTH KOREA	18%	+3	▲
BRAZIL	16%	-1	▼
MALAYSIA	16%	=	=
US	16%	=	=
SPAIN	13%	+1	▲
GERMANY	11%	+3	▲
INDIA	11%	+1	▲
SOUTH AFRICA	11%	+1	▲
SWEDEN	10%	+1	▲
CHILE	9%	+2	▲
GREAT BRITAIN	9%	=	=
MEXICO	9%	=	=
SERBIA	9%	+3	▲
PERU	6%	+2	▲
HUNGARY	4%	+1	▲

Base: Representative sample of adults aged 16-64 in 28 participating countries. May 2019: 19,529; April 2019: 19,531.

Source: Global Advisor

8 | MORAL DECLINE

Which three of the following topics do you find the most worrying in your country?

% change compared with previous month:

(%) worried in May 2019 in each country

Apr 2019

Country	May 2019 (%)	Apr 2019 (%)	% change
WORLD	15%		+1
CHINA	32%		-2
JAPAN	31%		+3
SERBIA	26%		+2
US	26%		+4
MALAYSIA	21%		-1
GERMANY	18%		-1
POLAND	18%		+1
SOUTH KOREA	17%		-1
GREAT BRITAIN	16%		+1
HUNGARY	16%		-2
SAUDI ARABIA	16%		-1
FRANCE	14%		+1
ITALY	14%		+2
RUSSIA	14%		+6
INDIA	12%		+3
PERU	12%		-3
AUSTRALIA	11%		-3
ISRAEL	11%		=
SOUTH AFRICA	10%		+1
SWEDEN	10%		-2
BELGIUM	9%		-3
CANADA	9%		-2
CHILE	9%		+3
TURKEY	9%		+1
ARGENTINA	8%		+1
SPAIN	8%		+1
BRAZIL	7%		=
MEXICO	7%		-1

Base: Representative sample of adults aged 16-64 in 28 participating countries. May 2019: 19,529; April 2019: 19,531.

Source: Global Advisor

9 | IMMIGRATION CONTROL

Which three of the following topics do you find the most worrying in your country?

% change compared with previous month:

(%) worried in May 2019 in each country

Apr 2019

Country	Worried (%)	% change compared with previous month
WORLD	14%	=
GERMANY	34%	▲ +2
US	33%	▲ +6
SWEDEN	32%	▼ -1
BELGIUM	29%	▼ -1
AUSTRALIA	24%	▼ -2
ITALY	23%	▼ -1
FRANCE	22%	▲ +3
CANADA	21%	▼ -2
GREAT BRITAIN	21%	▼ -3
PERU	17%	▼ -2
TURKEY	17%	▼ -5
SPAIN	16%	▲ +1
CHILE	15%	▼ -4
HUNGARY	12%	▲ +6
JAPAN	12%	▼ -3
MEXICO	9%	▲ +1
ISRAEL	8%	▼ -1
MALAYSIA	7%	▼ -2
SOUTH AFRICA	7%	▲ +1
POLAND	6%	▲ +2
INDIA	4%	=
RUSSIA	4%	=
ARGENTINA	3%	=
CHINA	3%	▲ +1
SAUDI ARABIA	3%	▼ -6
SERBIA	3%	=
BRAZIL	2%	▲ +1
SOUTH KOREA	2%	=

Base: Representative sample of adults aged 16-64 in 28 participating countries. May 2019: 19,529; April 2019: 19,531.

Source: Global Advisor

10 | THREATS AGAINST THE ENVIRONMENT

Which three of the following topics do you find the most worrying in your country?

% change compared with previous month:

(%) worried in May 2019 in each country

Apr 2019

Country	May 2019 (%)	Apr 2019 (%)	% change
WORLD	13%		+1
CHINA	41%		+3
GERMANY	23%		+1
FRANCE	19%		=
SOUTH KOREA	19%		-3
POLAND	18%		+5
AUSTRALIA	15%		=
CANADA	15%		+1
SWEDEN	15%		+1
GREAT BRITAIN	14%		+1
INDIA	14%		-2
PERU	14%		+5
MALAYSIA	13%		-3
BELGIUM	12%		-3
CHILE	12%		+1
MEXICO	12%		-3
ITALY	11%		+2
RUSSIA	11%		=
JAPAN	10%		-1
SERBIA	10%		+3
US	10%		-2
ISRAEL	9%		+1
BRAZIL	8%		+1
SAUDI ARABIA	7%		-4
SPAIN	7%		-1
HUNGARY	6%		+1
TURKEY	5%		+3
SOUTH AFRICA	2%		=
ARGENTINA	1%		-1

Base: Representative sample of adults aged 16-64 in 28 participating countries. May 2019: 19,529; April 2019: 19,531.

Source: Global Advisor

11 | TERRORISM

Which three of the following topics do you find the most worrying in your country?

% change compared with previous month:

(%) worried in May 2019 in each country

Apr 2019

Country	May 2019 (%)	Apr 2019 (%)	% change
WORLD	13%		+1
ISRAEL	39%		-1
INDIA	36%		+1
FRANCE	27%		+5
TURKEY	26%		-1
GREAT BRITAIN	24%		+1
US	22%		=
SAUDI ARABIA	21%		+5
BELGIUM	20%		-1
GERMANY	20%		-1
SWEDEN	17%		+1
AUSTRALIA	15%		-2
MALAYSIA	11%		+3
PERU	9%		+7
CANADA	8%		+1
JAPAN	8%		+3
RUSSIA	7%		+2
SPAIN	7%		=
CHINA	6%		=
ITALY	6%		-1
MEXICO	5%		+1
POLAND	5%		+1
CHILE	4%		-10
HUNGARY	3%		+1
SERBIA	3%		+1
BRAZIL	2%		-1
ARGENTINA	1%		+1
SOUTH AFRICA	1%		-2
SOUTH KOREA	1%		+1

Base: Representative sample of adults aged 16-64 in 28 participating countries. May 2019: 19,529; April 2019: 19,531.

Source: Global Advisor

12 | CLIMATE CHANGE

Which three of the following topics do you find the most worrying in your country?

% change compared with previous month:

(%) worried in May 2019 in each country

Apr 2019

Country	May 2019 (%)	Apr 2019 (%)	% change
WORLD	13%		+1
CANADA	29%		+4
CHINA	26%		+4
GERMANY	26%		-2
GREAT BRITAIN	25%		+8
AUSTRALIA	24%		-2
BELGIUM	20%		-3
JAPAN	20%		+3
SAUDI ARABIA	19%		+6
SWEDEN	19%		+3
US	19%		=
FRANCE	18%		-2
INDIA	13%		=
SPAIN	13%		=
MEXICO	12%		+1
POLAND	10%		=
PERU	10%		+5
CHILE	9%		+2
ITALY	9%		-2
SOUTH KOREA	9%		-1
HUNGARY	8%		+2
MALAYSIA	7%		-2
ISRAEL	4%		+2
SERBIA	4%		+1
RUSSIA	3%		+2
TURKEY	3%		=
ARGENTINA	2%		+1
BRAZIL	2%		=
SOUTH AFRICA	2%		=

Base: Representative sample of adults aged 16-64 in 28 participating countries. May 2019: 19,529; April 2019: 19,531.

Source: Global Advisor

13 | INFLATION

Which three of the following topics do you find the most worrying in your country?

% change compared with previous month:

(%) worried in May 2019 in each country

Apr 2019

Country	May 2019 (%)	Apr 2019 (%)	% change
WORLD	12%		+1
ARGENTINA	64%		+7
TURKEY	50%		+8
CHINA	32%		-2
MALAYSIA	22%		+1
RUSSIA	15%		-3
AUSTRALIA	13%		+2
CANADA	13%		+1
MEXICO	12%		+3
SAUDI ARABIA	12%		+3
BRAZIL	10%		+1
SOUTH KOREA	10%		+1
BELGIUM	9%		+1
FRANCE	8%		=
INDIA	8%		+1
SOUTH AFRICA	8%		-2
POLAND	7%		+1
GREAT BRITAIN	6%		=
ISRAEL	6%		+3
JAPAN	6%		=
US	6%		+1
CHILE	5%		+2
GERMANY	4%		=
HUNGARY	4%		+1
ITALY	4%		+1
PERU	4%		+1
SWEDEN	4%		+1
SERBIA	2%		-1
SPAIN	1%		-1

Base: Representative sample of adults aged 16-64 in 28 participating countries. May 2019: 19,529; April 2019: 19,531.

Source: Global Advisor

14 | RISE OF EXTREMISM

Which three of the following topics do you find the most worrying in your country?

% change compared with previous month:

(%) worried in May 2019 in each country

Apr 2019

Country	May 2019 (%)	Apr 2019 (%)	% change
WORLD	9%		-1
GREAT BRITAIN	22%		+2
GERMANY	21%		+5
SWEDEN	20%		-2
MALAYSIA	19%		+3
FRANCE	17%		+2
US	16%		-2
AUSTRALIA	14%		-3
POLAND	14%		=
SPAIN	14%		-3
BELGIUM	13%		-2
ISRAEL	11%		=
SOUTH KOREA	11%		+5
CANADA	10%		=
INDIA	9%		=
ITALY	9%		=
BRAZIL	7%		+1
HUNGARY	6%		-2
TURKEY	6%		-4
SAUDI ARABIA	5%		-4
SOUTH AFRICA	5%		+1
JAPAN	3%		-3
SERBIA	3%		-2
ARGENTINA	2%		-1
PERU	2%		+1
RUSSIA	2%		+1
CHILE	1%		-4
MEXICO	1%		=

Base: Representative sample of adults aged 16-64 in 28 participating countries. May 2019: 19,529; April 2019: 19,531.

Source: Global Advisor

15 | MAINTAINING SOCIAL PROGRAMMES

Which three of the following topics do you find the most worrying in your country?

% change compared with previous month:

(%) worried in May 2019 in each country

Apr 2019

Country	May 2019 (%)	Apr 2019 (%)	% change
WORLD	9%	=	=
JAPAN	33%	-1	▼
CHINA	28%	+1	▲
SOUTH KOREA	23%	+2	▲
SWEDEN	23%	=	=
POLAND	15%	=	=
GREAT BRITAIN	14%	=	=
SPAIN	12%	+1	▲
AUSTRALIA	10%	+3	▲
SAUDI ARABIA	9%	=	=
MEXICO	8%	+2	▲
RUSSIA	8%	-1	▼
SERBIA	8%	+1	▲
HUNGARY	7%	+1	▲
ISRAEL	7%	-1	▼
ITALY	7%	-1	▼
BELGIUM	6%	+2	▲
CANADA	6%	-3	▼
GERMANY	5%	-1	▼
US	5%	-2	▼
CHILE	4%	+1	▲
FRANCE	4%	=	=
INDIA	4%	+1	▲
MALAYSIA	4%	=	=
ARGENTINA	3%	+1	▲
BRAZIL	3%	+1	▲
PERU	3%	+1	▲
SOUTH AFRICA	2%	=	=
TURKEY	*	-1	▼

Base: Representative sample of adults aged 16-64 in 28 participating countries. May 2019: 19,529; April 2019: 19,531.

Source: Global Advisor

16 | CHILDHOOD OBESITY

Which three of the following topics do you find the most worrying in your country?

% change compared with previous month:

(%) worried in May 2019 in each country

Apr 2019

Country	May 2019 (%)	Apr 2019 (%)	% change
WORLD	4%		=
SAUDI ARABIA	19%		▲ +3
CHINA	9%		▲ +3
CHILE	7%		▼ -4
POLAND	7%		▼ -2
INDIA	6%		▲ +2
MEXICO	6%		▼ -1
AUSTRALIA	5%		=
ISRAEL	5%		▲ +1
MALAYSIA	5%		▲ +3
GERMANY	4%		▲ +2
HUNGARY	4%		▼ -1
BELGIUM	3%		▲ +2
GREAT BRITAIN	3%		▼ -2
RUSSIA	3%		▲ +1
TURKEY	3%		▲ +3
US	3%		▲ +1
CANADA	2%		=
PERU	2%		▼ -3
SERBIA	2%		▼ -1
ARGENTINA	1%		▲ +1
BRAZIL	1%		=
FRANCE	1%		=
ITALY	1%		=
SOUTH AFRICA	1%		=
SOUTH KOREA	1%		=
SPAIN	1%		▼ -1
SWEDEN	1%		▼ -3
JAPAN	*		▼ -1

Base: Representative sample of adults aged 16-64 in 28 participating countries. May 2019: 19,529; April 2019: 19,531.

Source: Global Advisor

17 | ACCESS TO CREDIT

Which three of the following topics do you find the most worrying in your country?

% change compared with previous month:

(%) worried in May 2019 in each country

Apr 2019

Country	May 2019 (%)	Apr 2019 (%)	% change
WORLD	2%	=	=
CHINA	9%	+1	▲
SAUDI ARABIA	5%	-2	▼
BELGIUM	4%	+2	▲
ISRAEL	3%	=	=
JAPAN	3%	-1	▼
MALAYSIA	3%	=	=
POLAND	3%	+1	▲
PERU	3%	+2	▲
ARGENTINA	2%	=	=
AUSTRALIA	2%	-1	▼
BRAZIL	2%	+1	▲
CANADA	2%	-1	▼
CHILE	2%	+1	▲
GREAT BRITAIN	2%	=	=
INDIA	2%	-2	▼
ITALY	2%	-1	▼
MEXICO	2%	=	=
RUSSIA	2%	-3	▼
SPAIN	2%	+1	▲
SWEDEN	2%	-1	▼
TURKEY	2%	-1	▼
US	2%	=	=
FRANCE	1%	-1	▼
GERMANY	1%	=	=
HUNGARY	1%	-1	▼
SOUTH AFRICA	1%	=	=
SOUTH KOREA	1%	=	=
SERBIA	*	-1	▼

Base: Representative sample of adults aged 16-64 in 28 participating countries. May 2019: 19,529; April 2019: 19,531.

Source: Global Advisor



METHODOLOGY

METHODOLOGY

The survey is conducted monthly in 28 countries around the world via the Ipsos Online Panel system. The countries included are Argentina, Australia, Belgium, Brazil, Canada, Chile, China, France, Great Britain, Germany, Hungary, India, Israel, Italy, Japan, Malaysia, Mexico, Peru, Poland, Russia, Saudi Arabia, Serbia, South Africa, South Korea, Spain, Sweden, Turkey and the United States of America.

An international sample of 19,529 adults aged 18-64 in Canada, Israel and the US, and aged 16-64 in all other countries, were interviewed between April 19th 2019 and May 3rd 2019.

Approximately 1000+ individuals participated on a country by country basis via the Ipsos Online Panel with the exception of Argentina, Belgium, Hungary, India, Israel, Mexico, Peru, Poland, Russia, Saudi Arabia, South Africa, South Korea, Sweden and Turkey, where each have a sample of approximately 500+.

Weighting has been employed to balance demographics and ensure that the sample's composition reflects that of the adult population according to the most recent country census data.

A survey with an unweighted probability sample of this size would have an estimated margin of error of +/- 3.1 percentage points for a sample of 1,000 and an estimated margin of error of +/- 4.5 percentage points for a 500 sample 19 times out of 20.

In 17 of the 28 countries surveyed internet penetration is sufficiently high to think of the samples as representative of the wider population within the age ranges covered: Argentina, Australia, Belgium, Canada, France, Germany, Hungary, Israel, Italy, Japan, Poland, Serbia, South Korea, Spain, Sweden, Great Britain and United States.

Brazil, Chile, China, India, Malaysia, Mexico, Russia, Peru, Saudi Arabia, South Africa and Turkey have lower levels of internet penetration and so these samples should not be considered nationally representative, and instead be considered to represent a more affluent, connected population. These are still a vital social group to understand in these countries, representing an important and emerging middle class.



APPENDIX

FOR MORE INFORMATION

Simon Atkinson

Chief Knowledge Officer

✉ simon.atkinson@ipsos.com

Gideon Skinner

Research Director

✉ gideon.skinner@ipsos.com

Teodros Gebrekal

Researcher

✉ teodros.m.gebrekal@ipsos.com