



IPSOS ISSUES MONITOR JUNE 2019

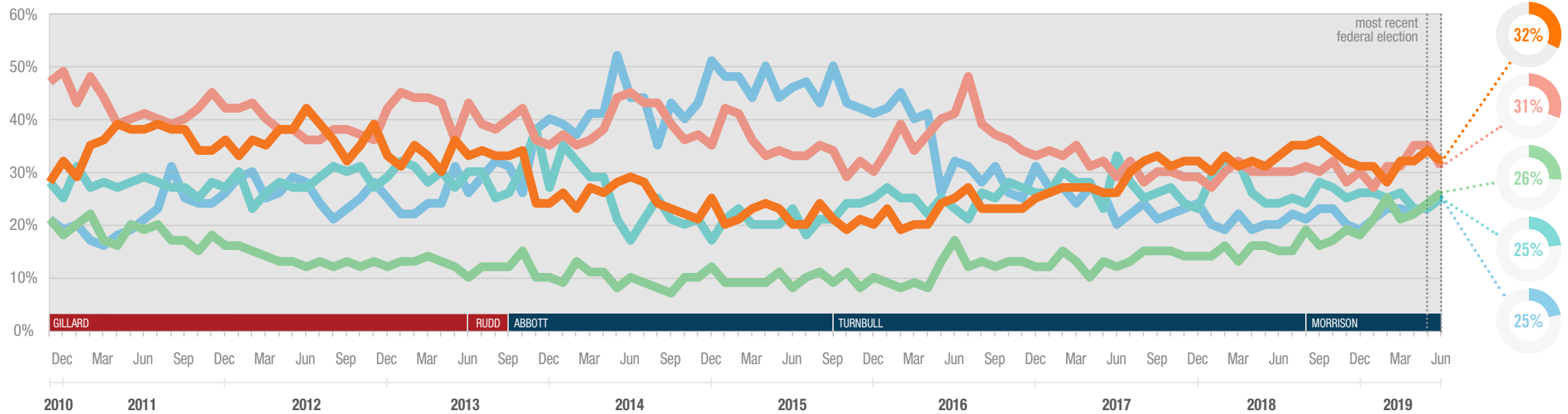
The top issues facing Australia

Daniel Evans
Deputy Managing Director
✉ dan.evans@ipsos.com
☎ (03) 9946 0850

Joe Curran
Senior Research Manager
✉ joe.curran@ipsos.com
☎ (03) 9946 0847

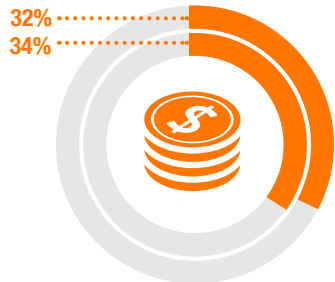


Each month we ask 1,000 Australians to select the three most important issues facing the nation. The top five issues facing Australia in June 2019 are shown below. A summary of all issues facing Australia can be found overleaf. If you would like to know more about the Ipsos Issues Monitor - Australia's longest running ongoing survey of community concerns - please contact Daniel Evans or Joe Curran.

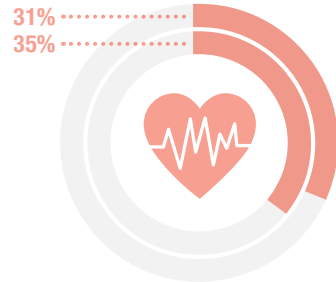


Cost of Living

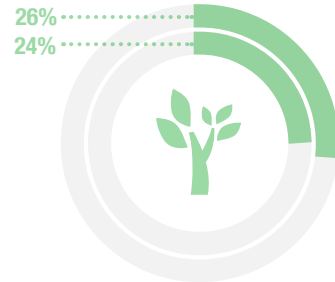
JUN 19
MAY 19



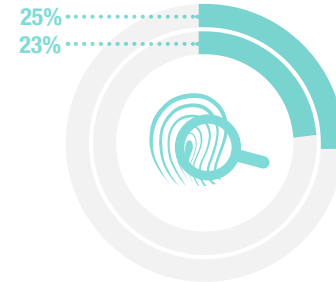
Healthcare



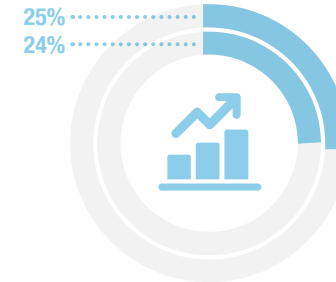
Environment



Crime

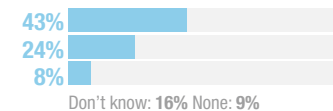
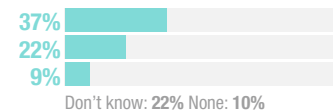
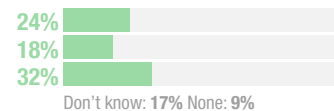
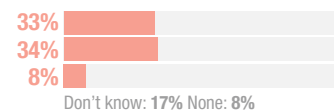
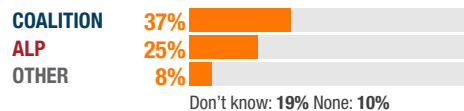


The Economy



▲▼
significant
difference
compared to
May 19

Party most capable to manage the top issues facing Australia





IPSOS ISSUES MONITOR JUNE 2019

The top issues facing Australia

Daniel Evans
Deputy Managing Director
✉ dan.evans@ipsos.com
☎ (03) 9946 0850

Joe Curran
Senior Research Manager
✉ joe.curran@ipsos.com
☎ (03) 9946 0847



	2010	2011	2012	2013	2014	2015	2016	2017	2018	JAN 2019	FEB 2019	MAR 2019	APR 2019	MAY 2019	JUN 2019
Cost of Living	30%	36%	36%	32%	25%	21%	23%	29%	33%	31%	28%	32%	32%	34%	32%
Healthcare	48%	42%	39%	41%	39%	34%	38%	31%	30%	27%	31%	31%	35%	35%	31%
Environment	20%	18%	13%	12%	10%	10%	12%	13%	16%	21%	25%	21%	22%	24%	26%
Crime	26%	28%	28%	30%	24%	22%	25%	27%	27%	26%	25%	26%	23%	23%	25%
The Economy	20%	22%	26%	29%	42%	45%	33%	24%	21%	21%	23%	23%	22%	24%	25%
Housing	24%	21%	19%	18%	15%	18%	20%	27%	24%	23%	20%	20%	19%	22%	23%
Poverty	10%	10%	10%	11%	13%	12%	13%	14%	15%	14%	15%	13%	14%	14%	17%
Immigration	19%	23%	22%	23%	20%	20%	20%	19%	21%	26%	19%	22%	21%	18%	17%
Unemployment	10%	10%	17%	21%	26%	26%	24%	23%	18%	14%	15%	17%	14%	15%	16%
Drug Abuse	13%	12%	12%	12%	13%	16%	17%	16%	15%	16%	16%	13%	12%	12%	13%
Education	15%	12%	16%	19%	20%	17%	18%	14%	13%	14%	13%	13%	13%	13%	12%
Population	10%	8%	7%	7%	6%	6%	6%	8%	13%	11%	15%	11%	15%	13%	11%
Personal Debt	15%	13%	12%	9%	6%	5%	7%	10%	10%	10%	11%	11%	11%	10%	10%
Petrol Prices	9%	15%	14%	11%	8%	4%	4%	6%	11%	8%	7%	9%	10%	8%	9%
Taxation	6%	7%	8%	6%	8%	10%	10%	8%	8%	8%	8%	8%	9%	10%	9%
Transport	10%	10%	10%	9%	7%	7%	8%	8%	10%	9%	8%	11%	9%	9%	8%
Defence	5%	4%	3%	3%	8%	16%	12%	14%	8%	8%	8%	8%	7%	9%	7%
Indigenous Issues	4%	3%	3%	2%	2%	2%	3%	3%	3%	4%	6%	3%	5%	2%	5%
Racism	6%	6%	5%	6%	7%	8%	8%	7%	5%	8%	6%	6%	7%	5%	5%