



# IPSOS ISSUES MONITOR JUNE 2019

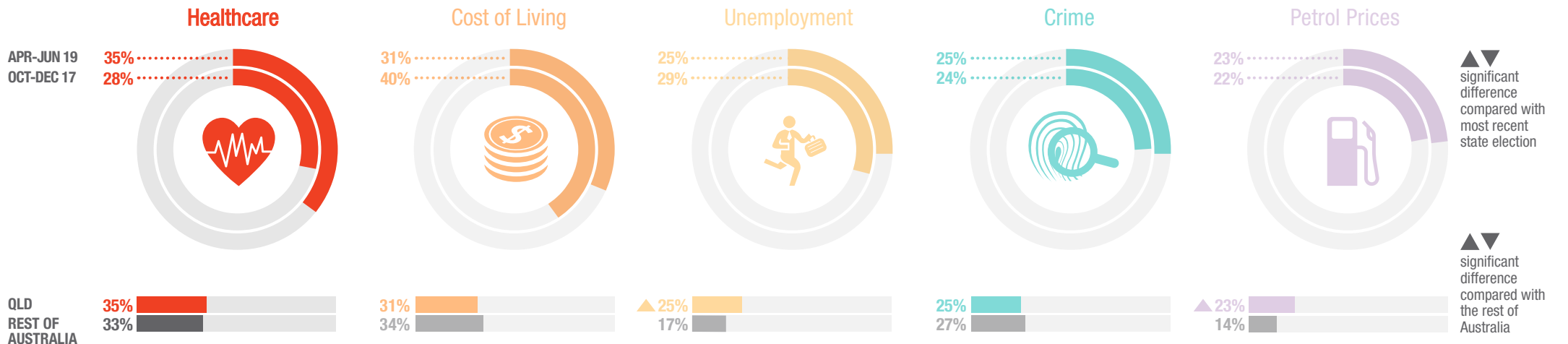
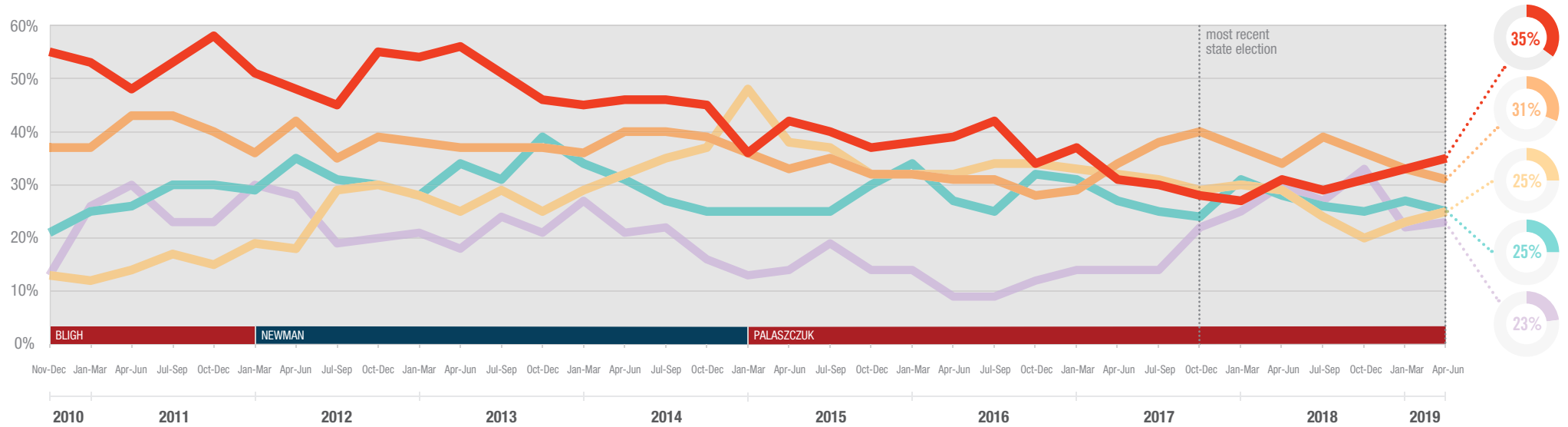
## The top issues facing Queensland

**Kylie Brosnan**  
Head of Ipsos Public Affairs QLD  
✉ kylie.brosnan@ipsos.com  
☎ (07) 3016 7660

**Kathy Benson**  
Director, Strategy & Research  
✉ kathy.benson@ipsos.com  
☎ (07) 3016 7662



Each quarter we ask 600 Queenslanders to select the three most important issues facing their state. The top five issues facing Queensland between April and June 2019 are shown below. A summary of all issues facing Queensland can be found overleaf. If you would like to know more about the Ipsos Issues Monitor - Australia's longest running ongoing survey of community concerns - please contact Kylie Brosnan or Kathy Benson.



▲▼ significant difference compared with most recent state election

▲▼ significant difference compared with the rest of Australia








# IPSOS ISSUES MONITOR JUNE 2019

The top issues facing Queensland

**Kylie Brosnan**  
Head of Ipsos Public Affairs QLD  
✉ kylie.brosnan@ipsos.com  
☎ (07) 3016 7660

**Kathy Benson**  
Director, Strategy & Research  
✉ kathy.benson@ipsos.com  
☎ (07) 3016 7662



	2010	2011	2012	2013	2014	2015	2016	2017	2018	JAN-MAR 2019	APR-JUN 2019
 <b>Healthcare</b>	55%	53%	50%	52%	45%	38%	38%	31%	29%	33%	35%
 <b>Cost of Living</b>	37%	40%	38%	37%	39%	34%	30%	35%	36%	33%	31%
 <b>Unemployment</b>	13%	14%	24%	27%	33%	39%	33%	31%	26%	23%	25%
 <b>Crime</b>	21%	28%	31%	33%	29%	27%	30%	27%	28%	27%	25%
 <b>Petrol Prices</b>	13%	26%	24%	21%	21%	15%	11%	16%	29%	22%	23%
<b>Housing</b>	24%	22%	18%	15%	15%	17%	19%	22%	20%	20%	21%
<b>Environment</b>	13%	14%	10%	10%	9%	10%	11%	14%	14%	20%	20%
<b>Transport</b>	17%	17%	15%	15%	12%	14%	17%	18%	16%	18%	19%
<b>The Economy</b>	19%	21%	23%	24%	26%	30%	25%	22%	16%	16%	18%
<b>Drug Abuse</b>	10%	9%	9%	10%	10%	17%	21%	18%	18%	19%	13%
<b>Education</b>	21%	14%	17%	17%	18%	17%	16%	14%	13%	15%	13%
<b>Poverty</b>	9%	6%	6%	8%	9%	9%	11%	12%	11%	10%	11%
<b>Immigration</b>	6%	7%	7%	7%	7%	6%	7%	8%	10%	10%	11%
<b>Personal Debt</b>	17%	11%	10%	10%	8%	7%	9%	9%	11%	10%	11%
<b>Population</b>	12%	7%	5%	4%	4%	3%	5%	5%	8%	7%	7%
<b>Taxation</b>	3%	5%	6%	5%	6%	5%	6%	6%	5%	7%	6%
<b>Indigenous Issues</b>	5%	3%	3%	3%	3%	3%	4%	3%	3%	4%	4%
<b>Racism</b>	3%	2%	2%	4%	3%	3%	4%	5%	3%	4%	4%
<b>Defence</b>	1%	1%	1%	1%	2%	5%	3%	4%	3%	3%	3%