

# Abortion and Feminism:

## What New Zealanders Think

*An Ipsos Survey – June 2019*



# Abortion: Background Information

A total of 588 New Zealanders aged 18-74 answered questions about abortion in our March Global Advisor survey which ran from Friday 8<sup>th</sup> March to Tuesday 12<sup>th</sup> March 2019.


## NEW ZEALAND CONTEXT

- Currently, an abortion can only be carried out in New Zealand if continuing the pregnancy is seen to pose serious danger to a woman's mental or physical health. Before an abortion can be carried out, it also needs to be authorised by two certifying doctors or consultants.
- The grounds for an abortion are outlined in the *Crimes Act 1961*. Carrying out an abortion for reasons other than those listed is a crime.
- There has been an ongoing debate to remove abortion from the *Crimes Act 1961*. Prime Minister Jacinda Ardern has requested that potential future reforms treat abortion as a health issue rather than keeping it in the *Crimes Act 1961*.
- In addition to increasing media coverage of abortion in recent months, there is also a petition request currently before the House of Representatives to take abortion out of the *Crimes Act 1961* so it is no longer be considered a crime in New Zealand.

## INTERNATIONAL CONTEXT

- Debates over abortion have become increasingly widespread in the United States following four states passing so-called "heartbeat" bills earlier this year which will ban abortion six weeks into a pregnancy.
- Alabama passed a near-total ban on abortion at any point of a pregnancy in mid-May 2019, including no exceptions for rape or incest.
- In Australia, New South Wales is the last state in which abortion is still technically a crime following the Queensland parliament passing laws in October 2018 to legalise abortion up to 22 weeks gestation.

# Key Findings: Abortion



## 77% represents 2 responses combined:

Abortion **SHOULD** be permitted whenever a woman decides she wants one

OR

Abortion **SHOULD** be permitted in certain circumstances, such as if a woman has been raped

## 14% represents 2 responses combined:

Abortion **should NOT** be permitted under any circumstances, except when the life of the mother is in danger

OR

Abortion **should NEVER** be permitted, no matter what circumstance exists

**77%**



**68%**



The proportion of New Zealanders who believe that abortion should be permitted either in all or in certain situations is above the global average

## SUPPORT HIGHEST IN



**Belgium (87%)**



## SUPPORT LOWEST IN



**Malaysia (28%)**

n=588 New Zealanders between the ages of 18 to 74 were asked their opinion about a selection of statements about abortion in our March 2019 Global Advisor survey\*.

## In New Zealand



**65-74 years**  
(82%)



**Female**  
(78%)



**Over \$100k household income**  
(88%)

Groups who showed the highest support for abortion being permitted either in all / or in certain situations

\*Base: New Zealand (n=588); World (n=19,524 from 28 countries)  
Net results may not add to the sum of two results due to computer rounding.

GAME CHANGERS



# GLOBAL VIEWS ON WHEN ABORTION SHOULD / SHOULD NOT / NEVER BE PERMITTED

Half (51%) of New Zealanders believe abortion should be permitted whenever a woman decides she wants one.

A further 25% believe abortion should be permitted in certain circumstances (such as if a woman has been raped), resulting in over three quarters (77%) of New Zealanders believing abortion should be permitted at some level.

This result is above the global total of 68% believing abortion should be permitted at some level.

Q: Please choose which is closer to your point of view:

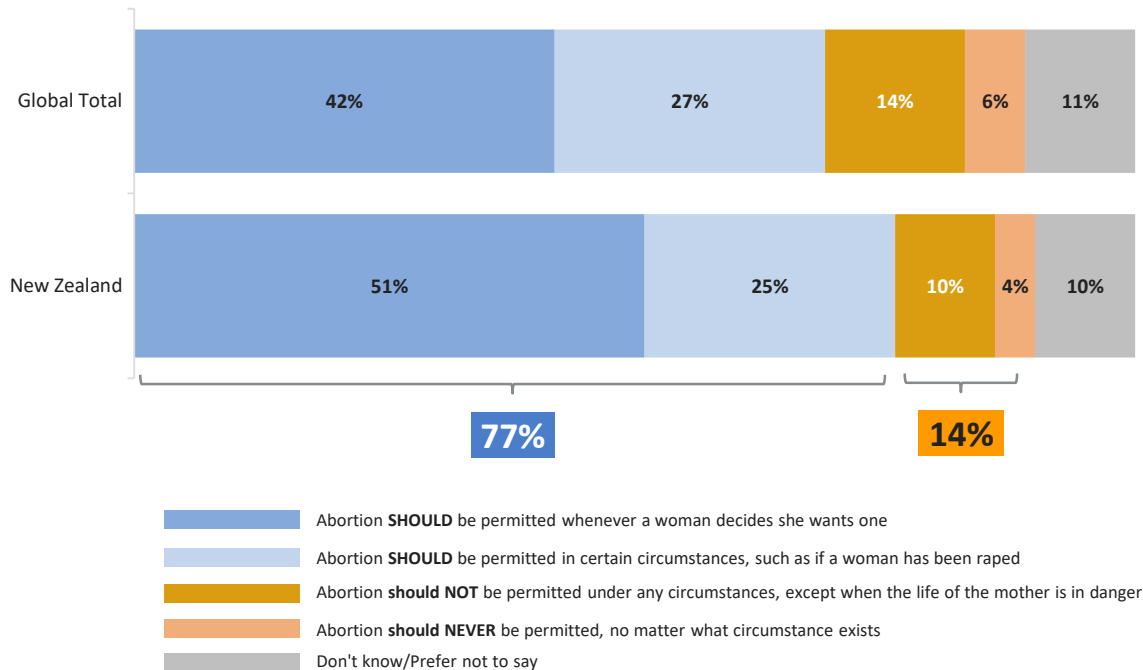
Abortion **SHOULD** be permitted whenever a woman decides she wants one

Abortion **SHOULD** be permitted in certain circumstances, such as if a woman has been raped

Abortion **should NOT** be permitted under any circumstances, except when the life of the mother is in danger

Abortion **should NEVER** be permitted, no matter what circumstance exists

Abortion **should NEVER** be permitted, no matter what circumstance exists



Base: New Zealand (n=588); World (n=19,524 from 28 countries)  
Net results may not add to the sum of two results due to computer rounding.

\*Samples represent a more affluent, connected population

# GLOBAL VIEWS ON WHEN ABORTION SHOULD / SHOULD NOT BE PERMITTED

Belgium (87%) and France (86%) have the highest proportion who believe abortion should be permitted either whenever a women decides she wants one or in certain circumstances (such as if she has been raped).

New Zealand is ranked in 9<sup>th</sup> position in the world in relation to the proportion who believe abortion should be permitted either whenever a women decides or in certain circumstances.

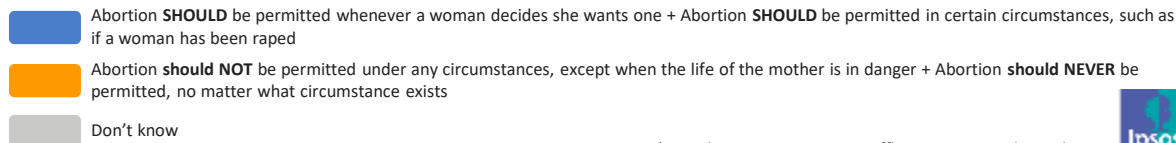
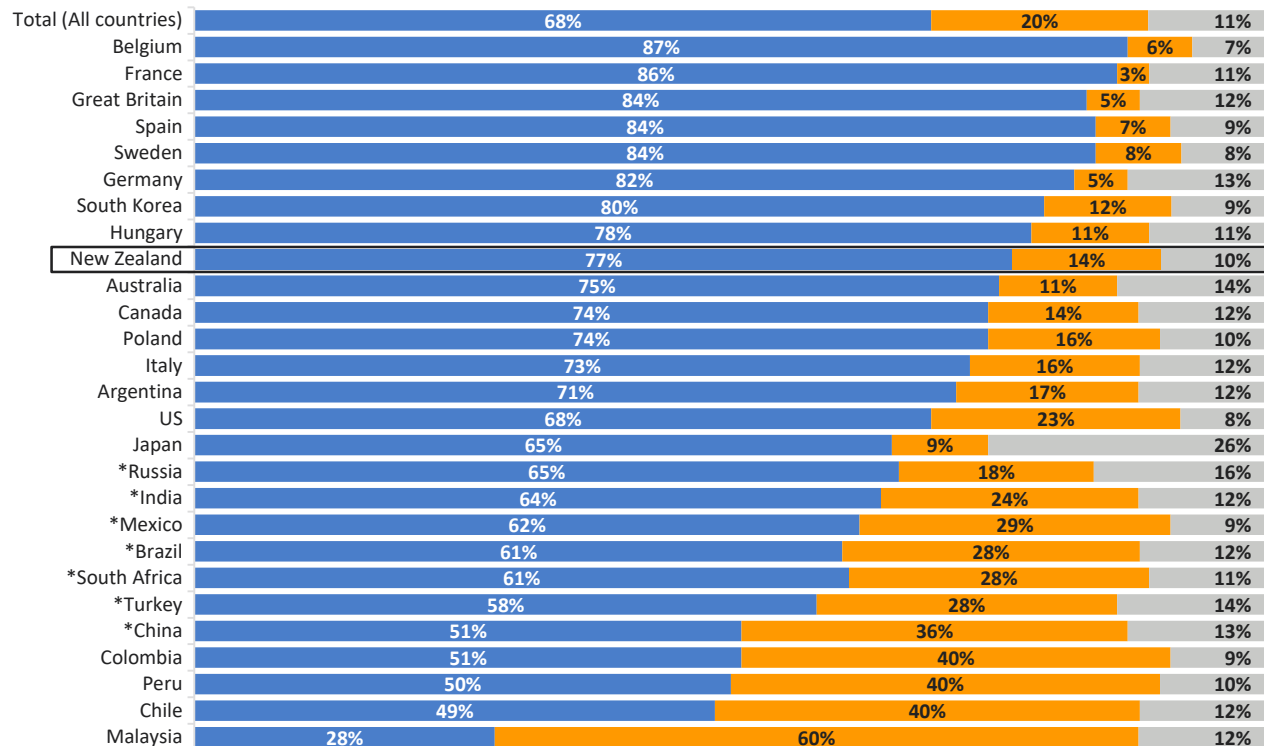
Respondents in Malaysia (60%) were the most likely to believe that abortion *should NOT be permitted under any circumstances (except when a mother's life is in danger) or NEVER be permitted*.

Q: Please choose which is closer to your point of view:

Abortion **SHOULD** be permitted whenever a woman decides she wants one + Abortion **SHOULD** be permitted in certain circumstances, such as if a woman has been raped

Abortion **should NOT** be permitted under any circumstances, except when the life of the mother is in danger + Abortion **should NEVER** be permitted, no matter what circumstance exists

Base: NZ Feb-Mar 2019 (n=588); World (n=19,524 – from 28 countries)



# NZ DEMOGRAPHIC BREAKDOWN ON WHEN ABORTION SHOULD BE PERMITTED

The proportion who agree abortion should be permitted whenever a woman chooses or in certain circumstances are similar across different age groups income levels and genders.

Q: Please choose which is closer to your point of view:

Abortion **SHOULD** be permitted whenever a woman decides she wants one + Abortion **SHOULD** be permitted in certain circumstances, such as if a woman has been raped

Base: NZ Feb-Mar 2019 (n=588)

## Total



77%

Abortion **SHOULD** be permitted whenever a woman decides she wants one + Abortion **SHOULD** be permitted in certain circumstances, such as if a woman has been raped

## Age



Under 35 years

76%



35 – 49 years

71%



50 – 64 years

80%



65 – 74 years

82%

## Gender



74%



78%

## Income\*



Under \$30,000

78%



\$30,001 – \$60,000

73%



\$60,001 – \$100,000

70%



Over \$100,000

88%

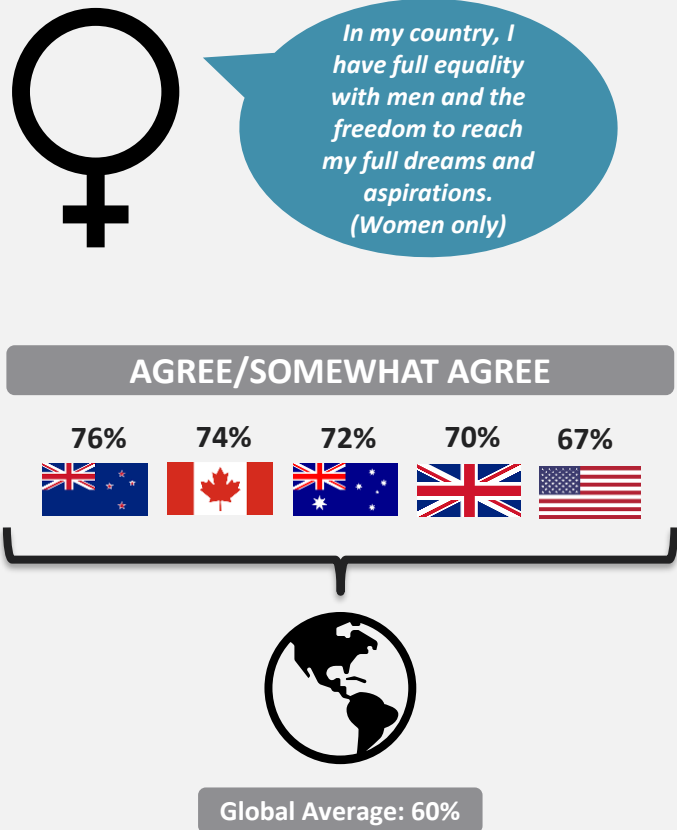
Total household income

# Feminism: Background Information

## Survey Background

- A total of 588 New Zealanders aged 18-74 answered questions about feminism in our March Global Advisor survey which ran from Friday 8<sup>th</sup> March to Tuesday 12<sup>th</sup> March 2019.
- 311 women answered one specific survey question about feminism: *“To what extent do you agree or disagree with the following statement: In my country, I have full equality with men and the freedom to reach my full dreams and aspirations.”*
- The other question asked both our female and male respondents to tell us to what extent they agree or disagree with a bank of eight statements relating to feminism and women’s rights.
- This survey follows worldwide media coverage of the #MeToo movement.

# Key Findings: Feminism



n=588 New Zealanders between the ages of 18 to 74 were asked their opinion about a selection of statements about feminism in our March 2019 Global Advisor survey\*.

## GLOBALLY



92% of Chinese women believe that they have full equality with men



19% of Turkish women believe that they have full equality with men

## IN NEW ZEALAND

Just over two-thirds of New Zealanders believe there is currently an inequality between women and men.



68%



18% of New Zealanders say they are scared to speak out and advocate for the equal rights of women because of what might happen to them.

\*Base: New Zealand (n=588); World (n=9,817 from 28 countries)  
Net results may not add to the sum of two results due to computer rounding.



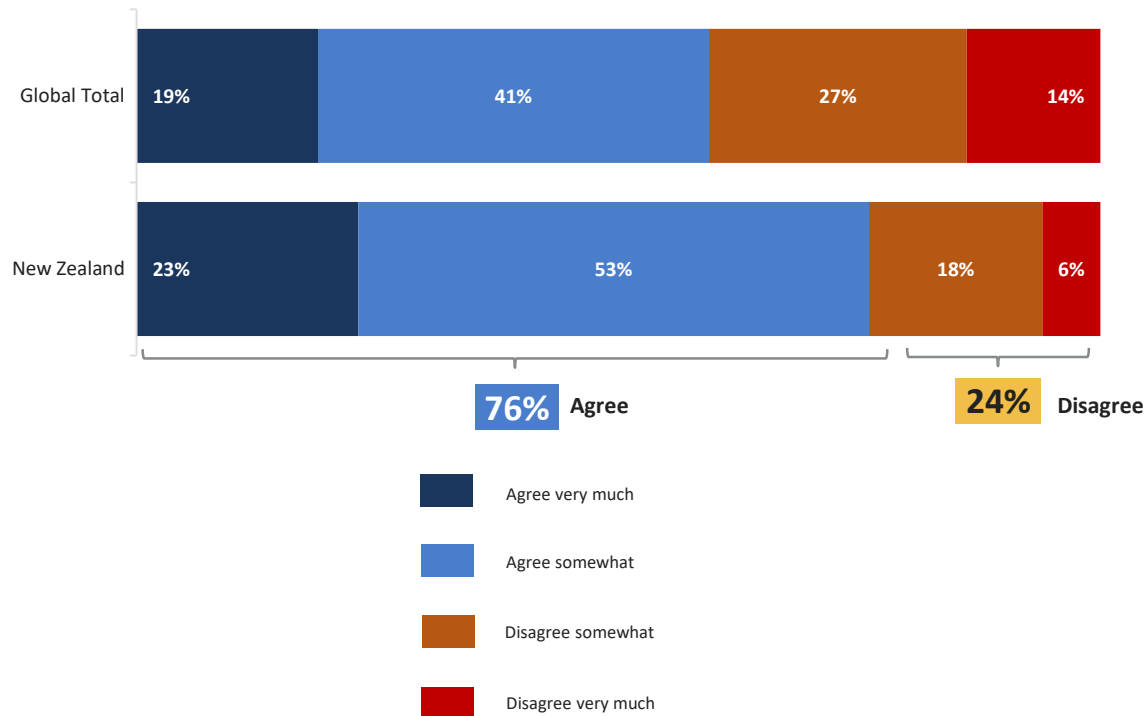
# WOMEN'S VIEWS ON HAVING FULL EQUALITY WITH MEN AND FREEDOM TO REACH THEIR FULL DREAMS AND ASPIRATIONS

Asked of females only



Just under a quarter (23%) of New Zealand women agree “very much” with the statement “In my country, I have full equality with men and the freedom to reach my full dreams and aspirations” with a further 53% who “agree somewhat”.

This level of 76% agree is higher than the global total of 60%.



# GLOBAL WOMEN'S VIEWS ON HAVING FULL EQUALITY WITH MEN AND FREEDOM TO REACH THEIR FULL DREAMS AND ASPIRATIONS

Asked of females only



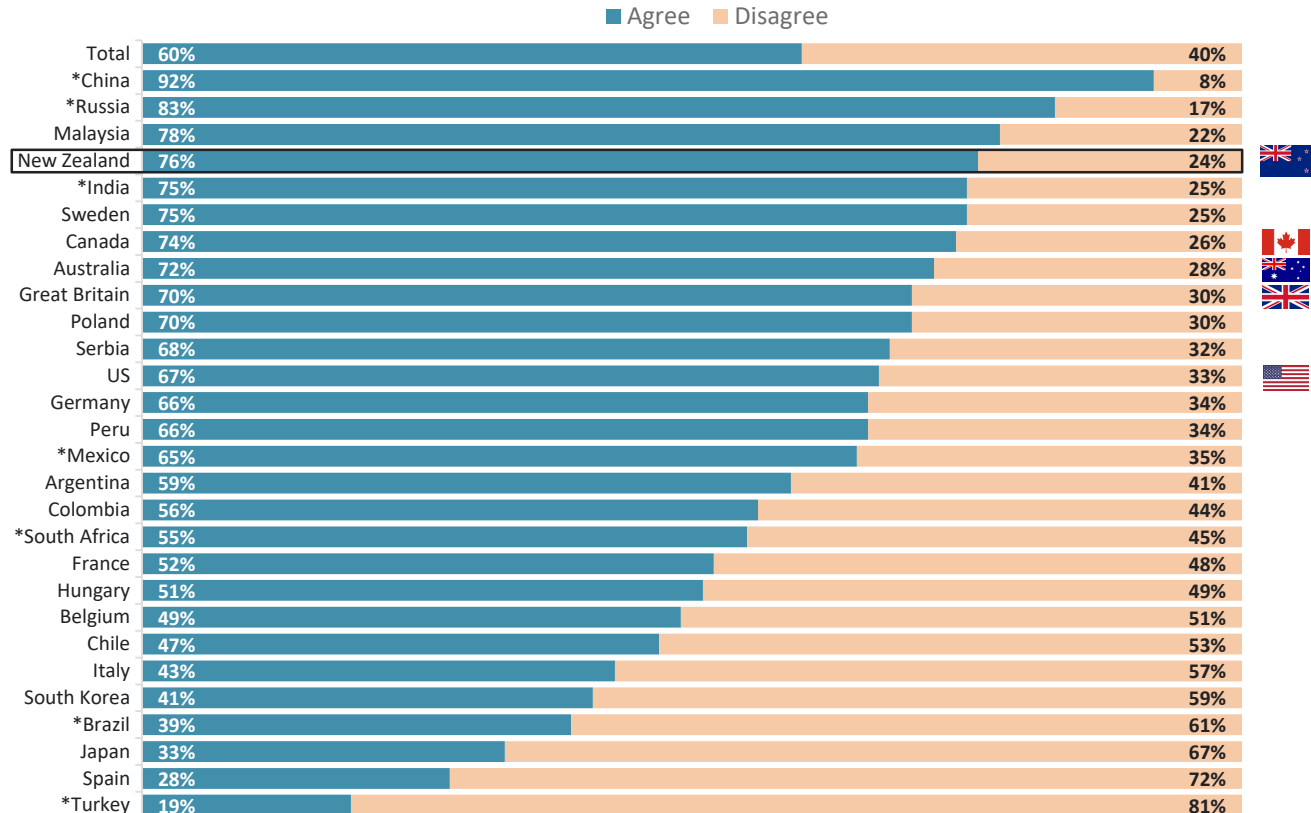
With 76% agreeing that *"In my country, I have full equality with men and the freedom to reach my full dreams and aspirations"* New Zealand ranks higher than countries such as Canada, Australia, Great Britain and the US. Only women in China (92%), Russia (83%) and Malaysia (78%) are more likely to than those in New Zealand to agree with this statement.

Respondents in Brazil (39%), Japan (33%), Spain (28%) and Turkey (19%) were the least likely to agree with this statement relating to women's rights.

Q: To what extent do you agree or disagree with the following statement: *In my country, I have full equality with men and the freedom to reach my full dreams and aspirations.*

Question asked to females only.

Base: Females - New Zealand (n=311); World (n=9,817 from 28 countries)



# NEW ZEALAND'S VIEWS ON FEMINISM STATEMENTS



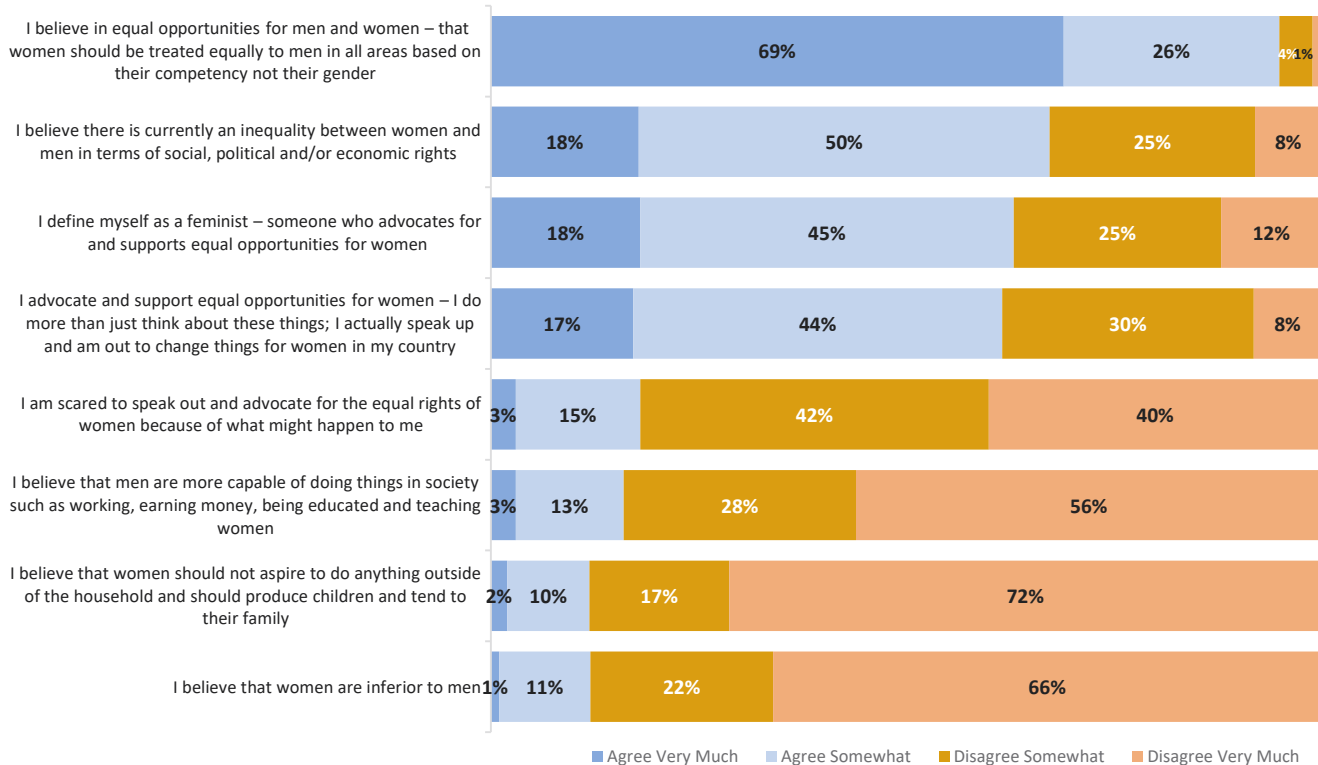
**Just over two-thirds (68%) of New Zealanders believe there is currently an inequality between women and men in terms of social, political and/or economic rights (agree very much or somewhat).**

**However, most New Zealanders believe in equal opportunities for men and women (95%) and the majority define themselves as feminists (63%) and would advocate and support equal opportunities for women (61%).**

**There is still 18% of New Zealanders saying they are scared to speak out and advocate for the equal rights of women because of what might happen to them.**

*Q: To what extent do you agree or disagree with the following statements pertaining to women's rights, feminism, etc.?:*

*Base: NZ Feb-Mar 2019 (n=588); World (n=9,817 from 28 countries)*



# NEW ZEALAND WOMEN'S VIEWS ON FEMINISM STATEMENTS COMPARED TO AUSTRALIA, GREAT BRITAIN AND GLOBALLY

While New Zealand tends to compare favourably in terms of their level of agreement with these statements compared to the Global Total, the results are inline with the results of Australia and Great Britain.

More than half (58%) of males in New Zealand define themselves as feminists along with 68% of females.

A higher proportion of New Zealand females (22%) are scared to speak out and advocate the equal rights of women because of what might happen to them than males (14%).

*Q: To what extent do you agree or disagree with the following statements pertaining to women's rights, feminism, etc.?:*

*Base: NZ Feb-Mar 2019 (n=588); World (n=9,817 from 28 countries)*

<i>% agree very much + agree somewhat</i>	Global Total	New Zealand	Australia	Great Britain
I believe in equal opportunities for men and women – that women should be treated equally to men in all areas based on their competency not their gender	89%	95%	92%	95%
I believe there is currently an inequality between women and men in terms of social, political and/or economic rights	72%	68%	70%	70%
I define myself as a feminist – someone who advocates for and supports equal opportunities for women	60%	63%	60%	61%
I advocate and support equal opportunities for women – I do more than just think about these things; I actually speak up and am out to change things for women in my country	67%	61%	61%	56%
I am scared to speak out and advocate for the equal rights of women because of what might happen to me	25%	18%	27%	17%
I believe that men are more capable of doing things in society such as working, earning money, being educated and teaching women	24%	16%	22%	16%
I believe that women should not aspire to do anything outside of the household and should produce children and tend to their family	17%	11%	16%	10%
I believe that women are inferior to men	18%	12%	14%	9%

# Contacts

---

## **Carin Hercock**

Managing Director

✉ [carin.hercock@ipsos.com](mailto:carin.hercock@ipsos.com)

📞 +64 9 538 0537

---

## **Amanda Dudding**

Research Director, Public Affairs

✉ [Amanda.Dudding@ipsos.com](mailto:Amanda.Dudding@ipsos.com)

📞 +64 4 974 8631

## ABOUT IPSOS

---

Ipsos ranks third in the global research industry. With a strong presence in 89 countries, Ipsos employs more than 18,000 people and has the ability to conduct research programs in more than 100 countries. Founded in France in 1975, Ipsos is controlled and managed by research professionals. They have built a solid Group around a multi-specialist positioning – Media and advertising research; Marketing research; Client and employee relationship management; Opinion & social research; Mobile, Online, Offline data collection and delivery.

Ipsos is listed on Eurolist – NYSE – Euronext. The company is part of the SBF 120 and the Mid-60 index and is eligible for the Deferred Settlement Service (SRD).

ISIN code FR0000073298, Reuters ISOS.PA, Bloomberg IPS:FP

[www.ipsos.com](http://www.ipsos.com)

## GAME CHANGERS

---

At Ipsos we are passionately curious about people, markets, brands and society. We deliver information and analysis that makes our complex world easier and faster to navigate and inspires our clients to make smarter decisions.

We believe that our work is important. Security, simplicity, speed and substance applies to everything we do.

Through specialisation, we offer our clients a unique depth of knowledge and expertise. Learning from different experiences gives us perspective and inspires us to boldly call things into question, to be creative.

By nurturing a culture of collaboration and curiosity, we attract the highest calibre of people who have the ability and desire to influence and shape the future.

“GAME CHANGERS” – our tagline – summarises our ambition.