

# WORLD REFUGEE DAY

Global attitudes towards refugees

June 2019

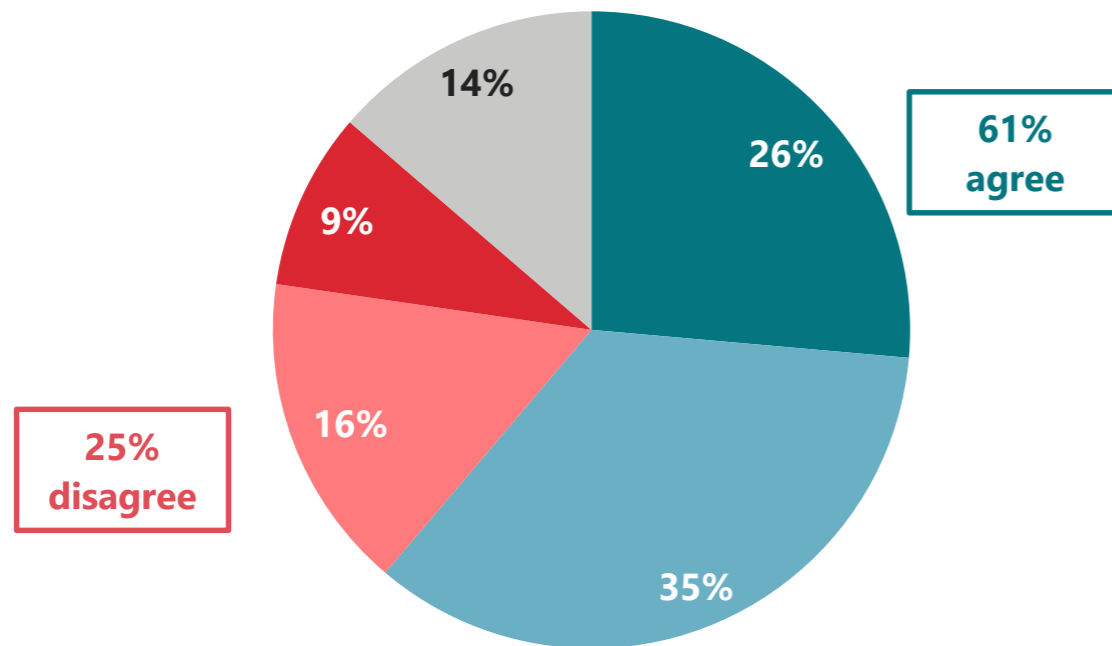
© 2019 Ipsos. All rights reserved. Contains Ipsos' Confidential and Proprietary information and may not be disclosed or reproduced without the prior written consent of Ipsos.



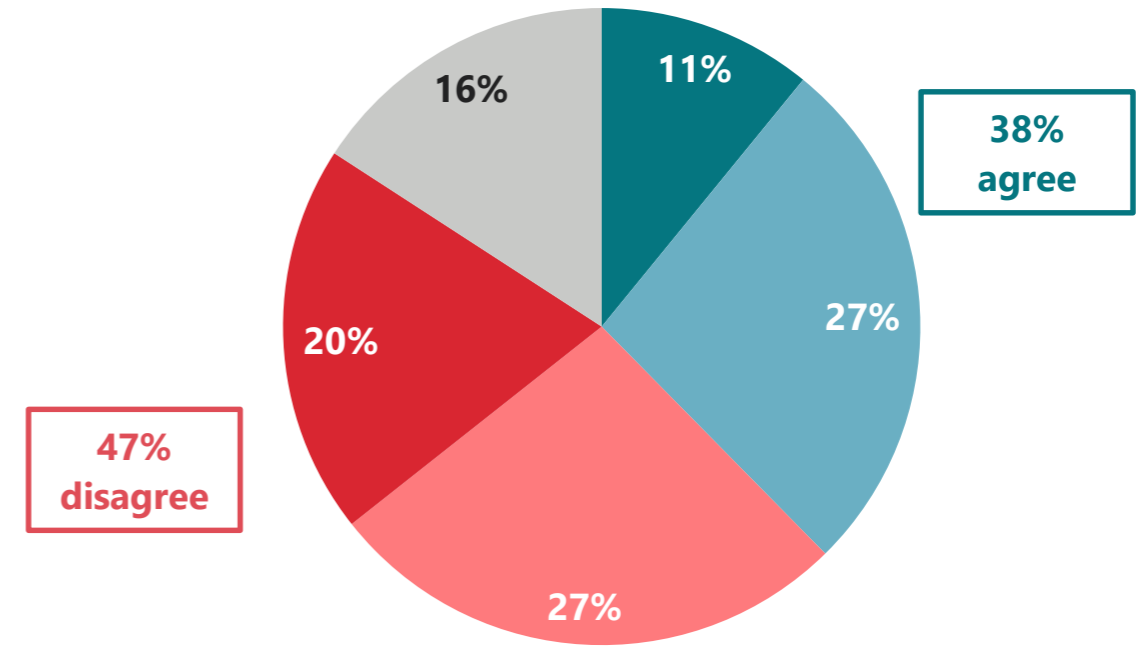
# Six in ten globally agree that people should have the right to take refuge in other countries while four in ten think they will successfully integrate

**Q Thinking about your country, do you agree or disagree with the following statements?**

**People should be able to take refuge in other countries, including in [COUNTRY], to escape from war or persecution**



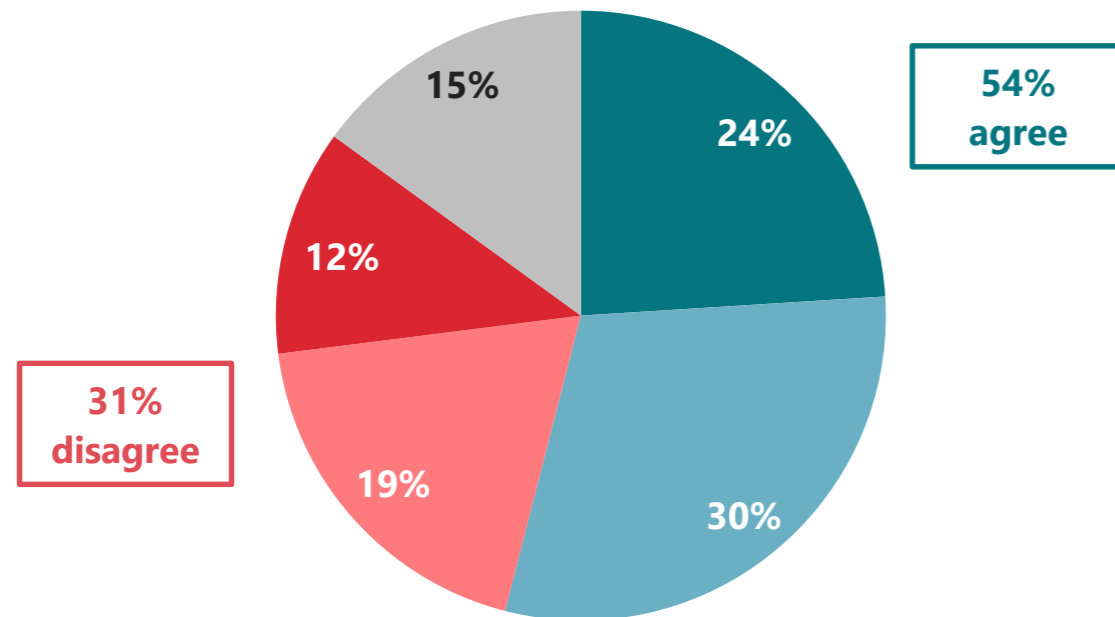
**Most refugees who come to [COUNTRY] will successfully integrate into their new society**



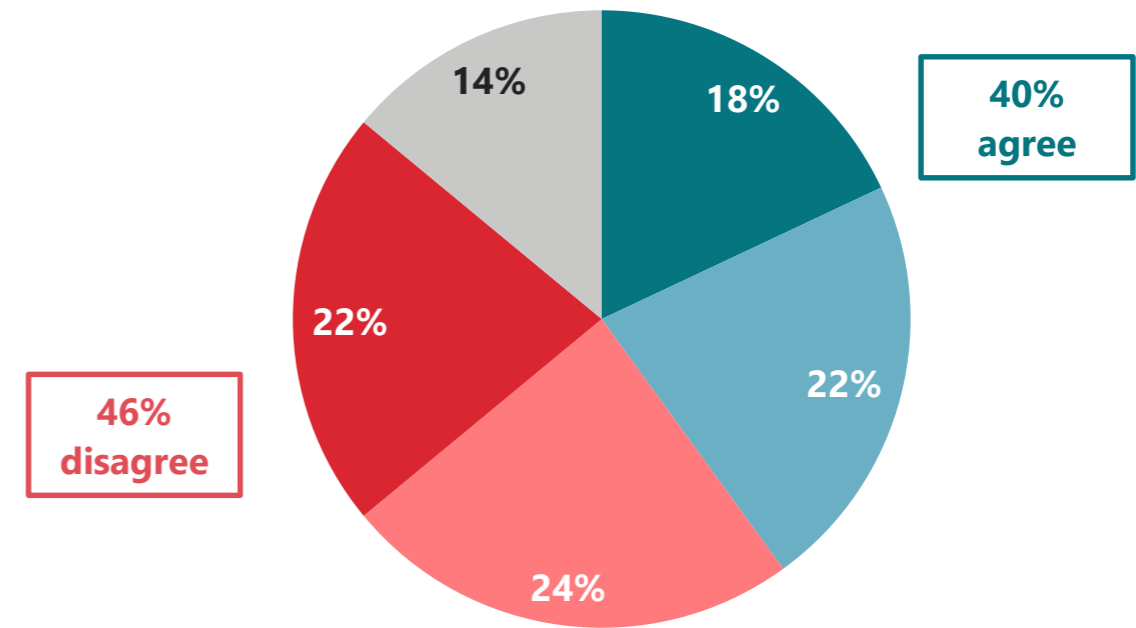
# Over half are not convinced that refugees that come to their country are genuine and four in ten believe their borders should be closed entirely to refugees

**Q Thinking about your country, do you agree or disagree with the following statements?**

**Most foreigners who want to get into my country as a refugee really aren't refugees. They just want to come here for economic reasons, or to take advantage of our welfare services**

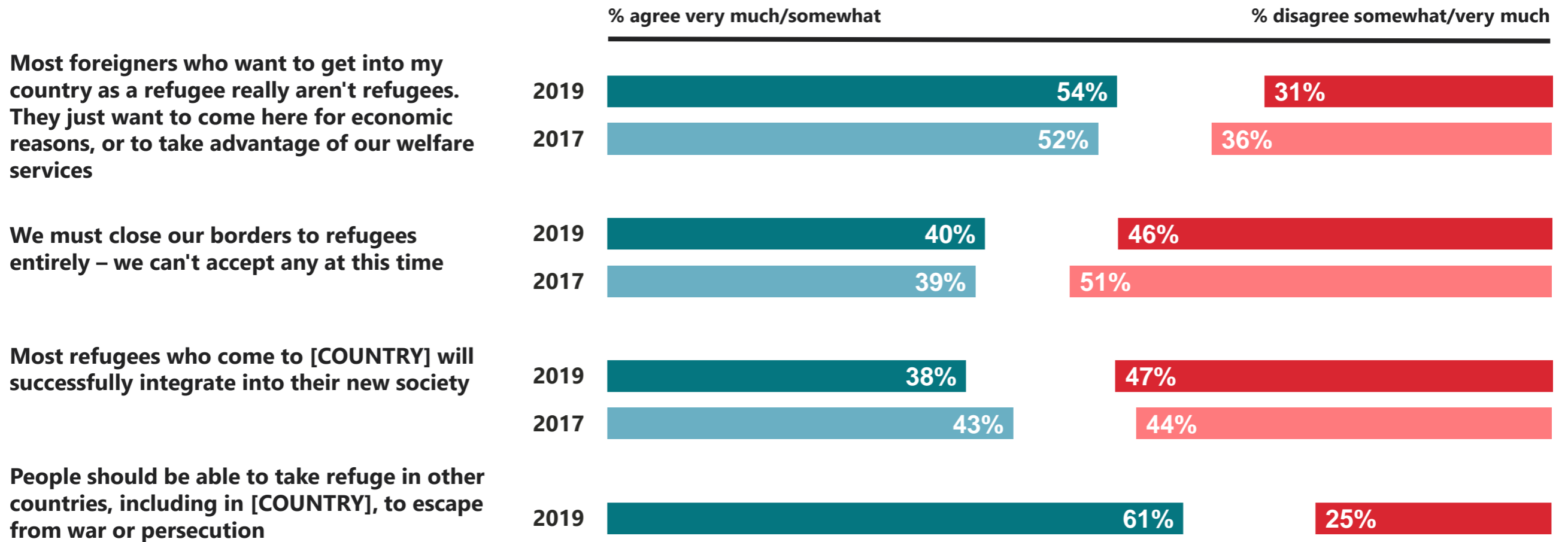


**We must close our borders to refugees entirely – we can't accept any at this time**



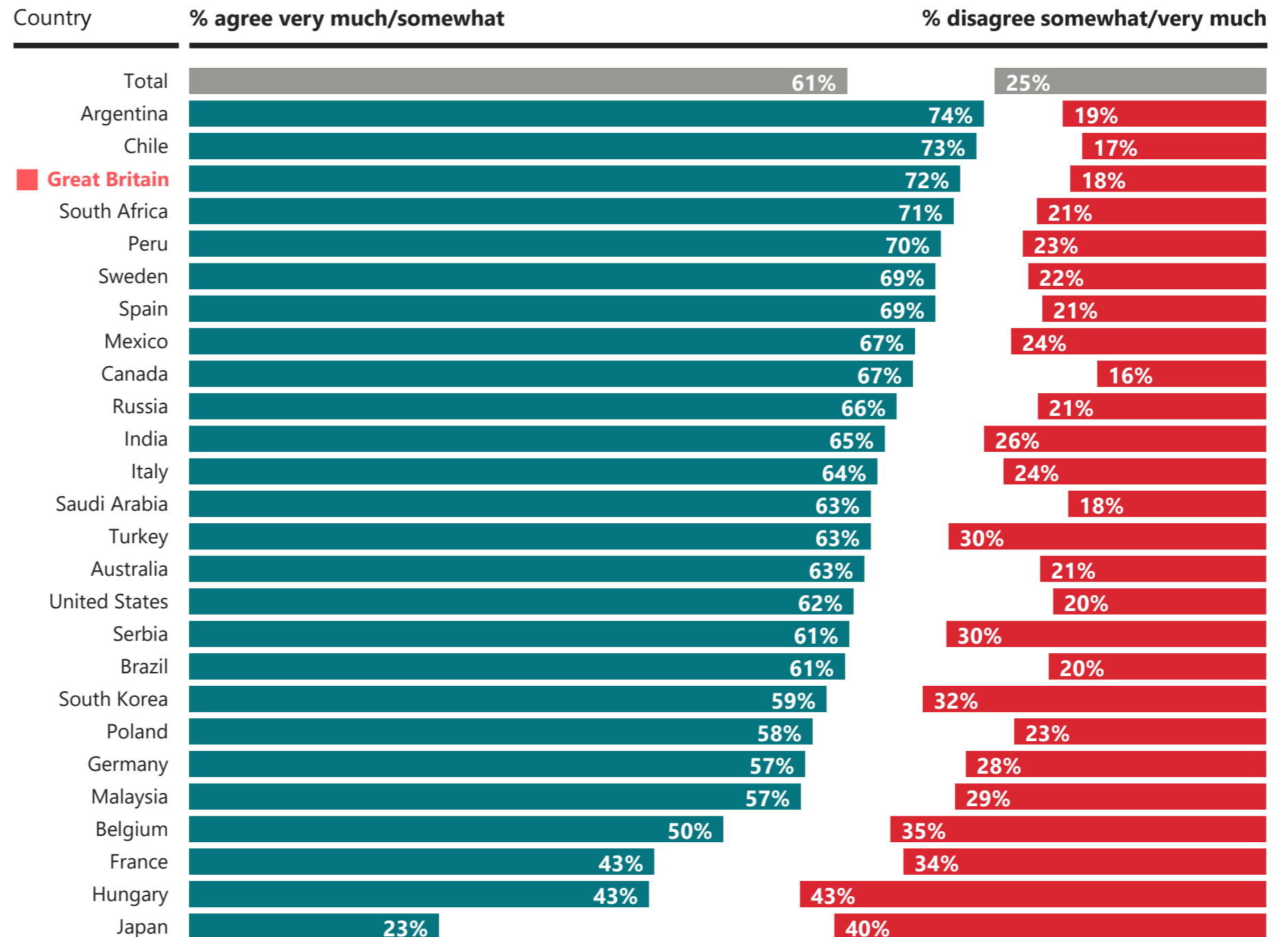
# While people support the principle of people seeking refuge, concerns about refugees remain and signs that attitudes hardening since 2017

**Q Thinking about your country, do you agree or disagree with the following statements?**



**Q. Thinking about your country, do you agree or disagree with the following statements? People should be able to take refuge in other countries, including in [COUNTRY], to escape from war or persecution**

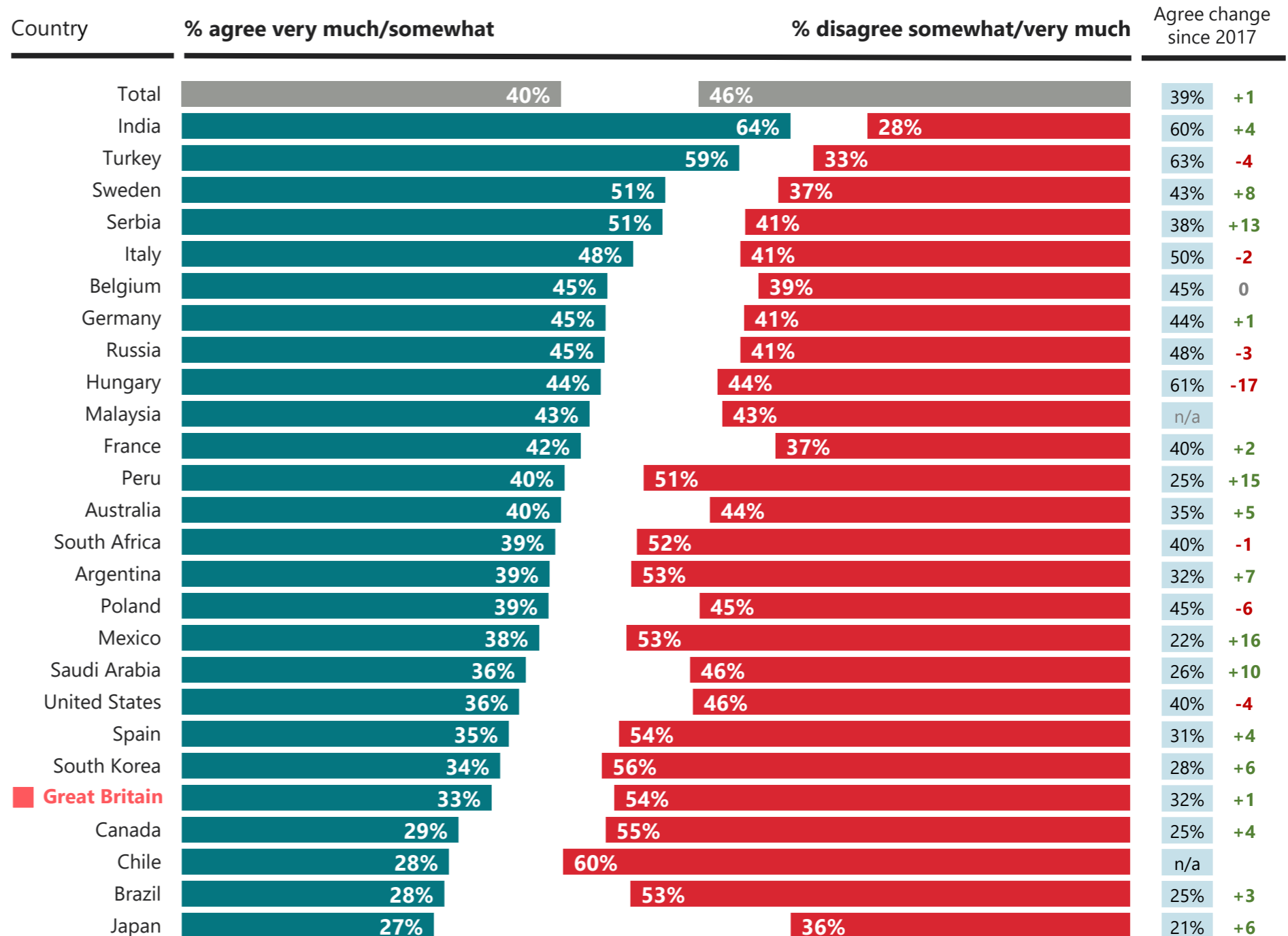
***Respondents in Argentina, Chile, Great Britain are more likely to agree that people have the right to seek refuge – whereas levels of agreement much lower in Japan as well as many European countries – Hungary, France and Belgium***



Base: 18,027 online adults aged 16-74, 19th April - 3 May 2019

**Q. Thinking about your country, do you agree or disagree with the following statements? We must close our borders to refugees entirely – we can't accept any at this time**

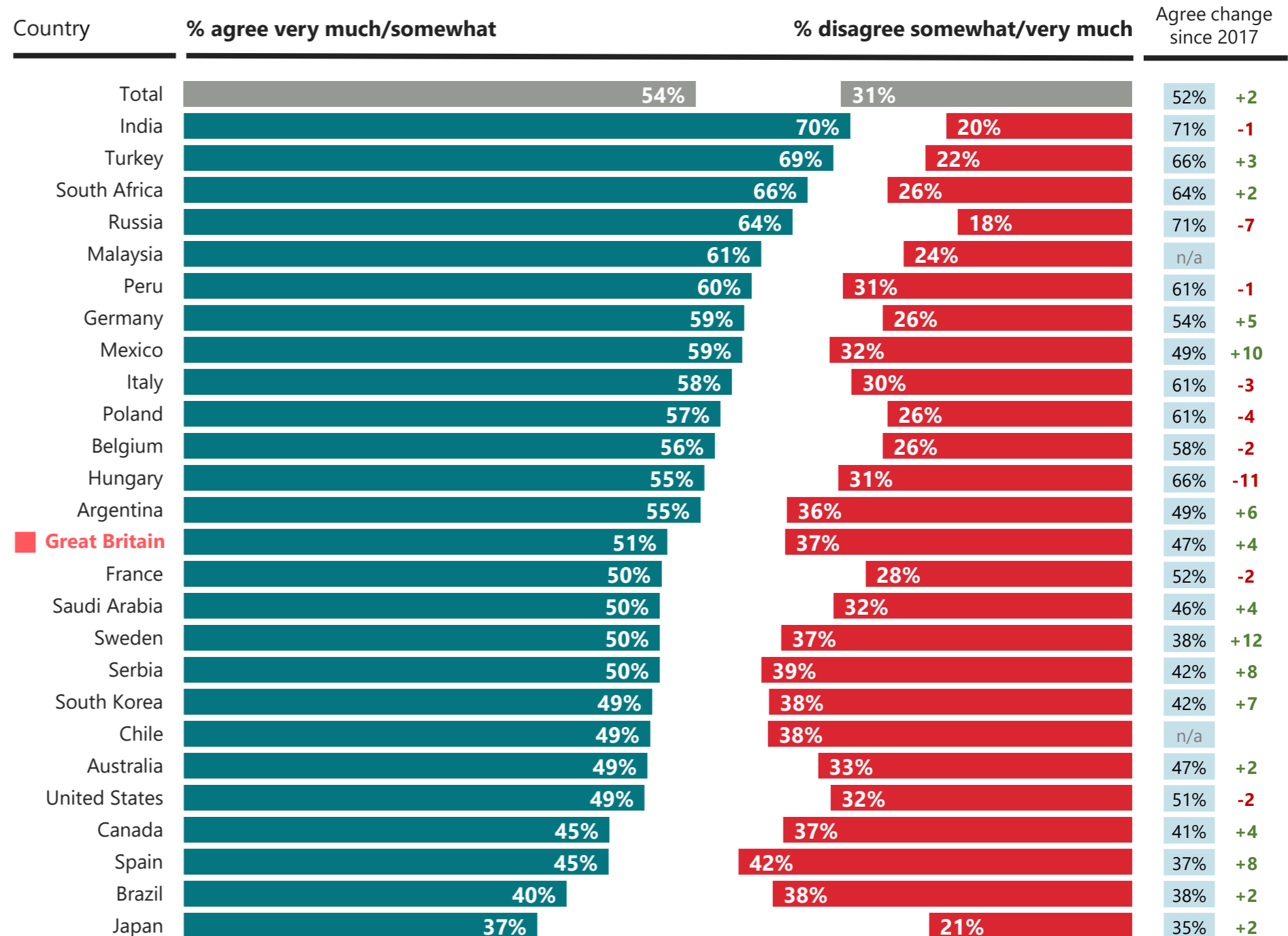
***Globally, people are split on whether their country can accept any refugees at this time. Those most likely to want to close borders are in India, Turkey and Sweden***



Brackets indicate countries with a difference of 10%+ since 2017 Base: 18,027 online adults aged 16-74, 19th April - 3 May 2019

**Q. Thinking about your country, do you agree or disagree with the following statements? Most foreigners who want to get into my country as a refugee really aren't refugees. They just want to come here for economic reasons, or to take advantage of our welfare services**

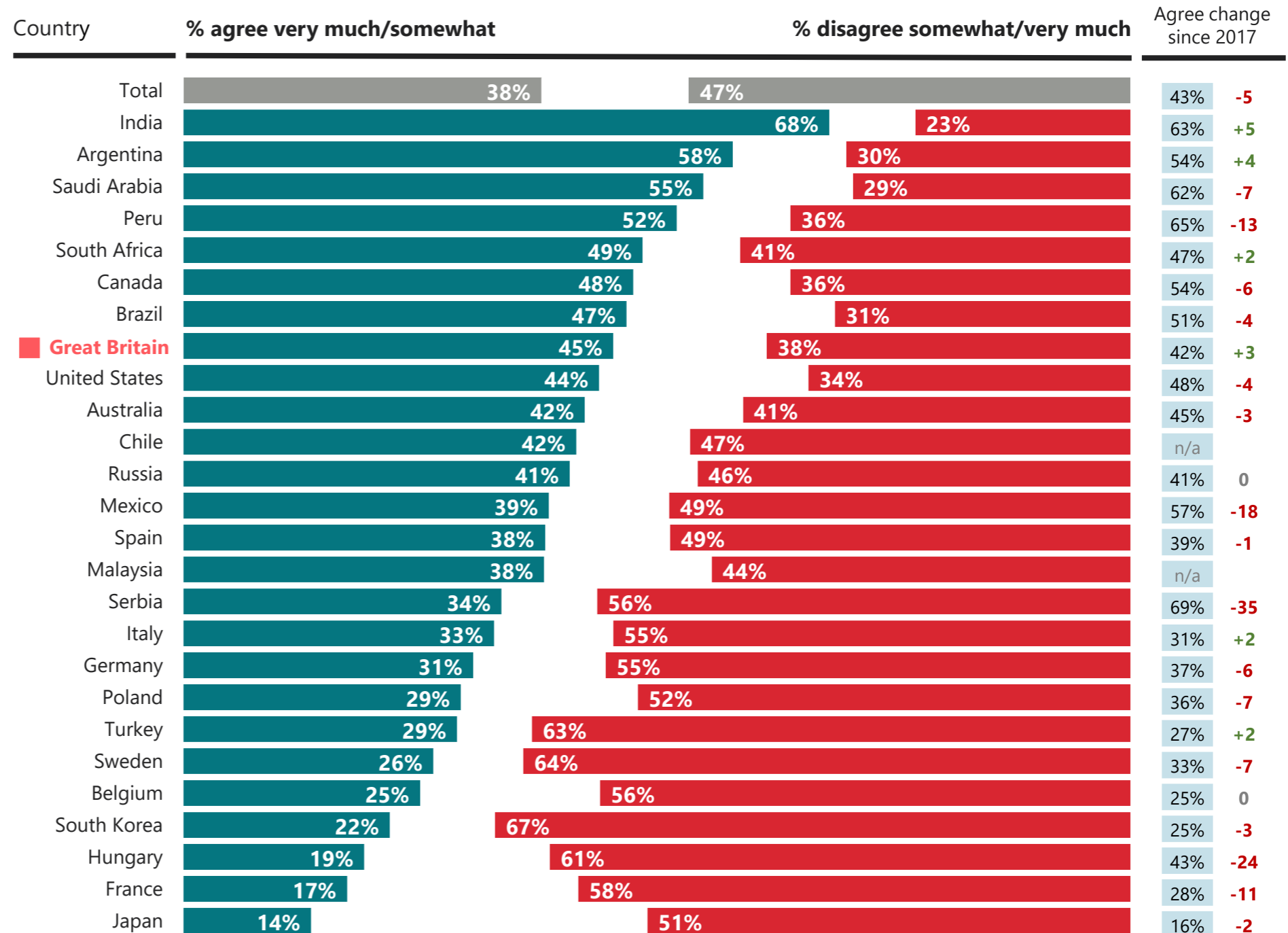
*Globally, half are not convinced that refugees coming to their country are genuine and those most sceptical are in India, Turkey and South Africa*



Brackets indicate countries with a difference of 10%+ since 2017 Base: 18,027 online adults aged 16-74, 19th April - 3 May 2019

**Q. Thinking about your country, do you agree or disagree with the following statements? Most refugees who come to [COUNTRY] will successfully integrate into their new society**

*Two in five think that most refugees coming to their country will successfully integrate – and people are less convinced than two years ago. Those most optimistic are in India, Argentina and Saudi Arabia*



Brackets indicate countries with a difference of 10%+ since 2017 Base: 18,027 online adults aged 16-74, 19th April - 3 May 2019

- This survey is an international sample of 18,027, adults aged 18-64 in the US, South Africa, Turkey and Canada, and age 16-64 in all other countries, were interviewed. The Fieldwork was conducted from 19<sup>th</sup> April – 3<sup>rd</sup> May 2019. Approximately 1000+ individuals participated on a country by country basis via the Ipsos Online Panel with the exception of Argentina, Belgium, Chile, Hungary, India, Malaysia, Mexico, Peru, Poland, Russia, South Africa, South Korea, Serbia, Sweden and Turkey, where each have a sample approximately 500+.
- 15 of the 26 countries surveyed online generate nationally representative samples in their countries (Argentina, Australia, Belgium, Canada, France, Germany, Great Britain, Hungary, Italy, Japan, Poland, South Korea, Spain, Sweden, and United States).

Brazil, China, Chile, Malaysia, Mexico, Peru, Russia, Serbia, South Africa and Turkey produce a national sample that is more urban & educated, and with higher incomes than their fellow citizens. We refer to these respondents as “Upper Deck Consumer Citizens”. They are not nationally representative of their country.

- Where results do not sum to 100 or the ‘difference’ appears to

be +/-1 more/less than the actual, this may be due to rounding, multiple responses or the exclusion of don't knows or not stated responses.

- The precision of Ipsos online polls are calculated using a credibility interval with a poll of 1,000 accurate to +/- 3.1 percentage points and of 500 accurate to +/- 4.5 percentage points. For more information on the Ipsos use of credibility intervals, please visit the Ipsos website.
- Data are weighted to match the profile of the population.



# For more information

---

## Kully Kaur-Ballagan

Research Director

Ipsos

✉ [Kully.Kaur-Ballagan@ipsos.com](mailto:Kully.Kaur-Ballagan@ipsos.com)

---

## Charlotte Peel

Research Manager

Ipsos

✉ [Charlotte.peel@ipsos.com](mailto:Charlotte.peel@ipsos.com)

---

## Stephanie Holden

Senior Research Executive

Ipsos

✉ [Stephanie.holden@ipsos.com](mailto:Stephanie.holden@ipsos.com)