

30<sup>th</sup> August 2019

# Ipsos MORI Online Brexit Polling



Ipsos MORI


# SATISFACTION WITH LEADERS' HANDLING OF BREXIT

Are you satisfied or dissatisfied with the way ... is handling Britain's exit from the European Union?

Base: 1,060 British adults aged 18-75, 28-29 August 2019



**Boris Johnson**



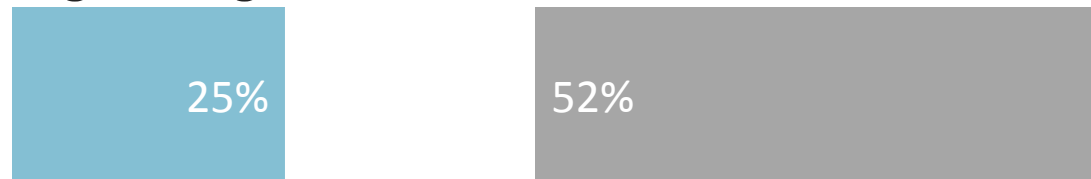
**Jeremy Corbyn**



**Jo Swinson**



**Nigel Farage**



**SATISFIED**

**DISSATISFIED**

Source: Ipsos MORI

# WHAT ARE THE GOVERNMENT'S INTENTIONS?

As you may know, the government has called for a Queen's Speech for 14 October, which means parliament will not sit between 10 September to 14 October. The government has said the reason for this speech is to deal with issues such as the NHS and Crime. However, critics have said that this is a deliberate attempt to restrict MPs ability to stop a no-deal Brexit. Which of these do you think is the reason the government is proposing Parliament does not sit between 10 September and 14 October?

**Base:** 1,060 British adults, 328 2017 Labour voters, 301 2017 Conservative voters, 501 2016 Remain voters, 384 2016 Leave voters (all aged 18-75), 28-29 August 2019



To limit MPs opportunities to stop a 'no-deal' Brexit

To plan for a Queen's speech to deal with issues like the NHS and crime

AMONG ALL



AMONG 2017 LABOUR VOTERS



AMONG 2017 CONSERVATIVE VOTERS



AMONG 2016 REMAIN VOTERS



AMONG 2016 LEAVE VOTERS



Source: Ipsos MORI

# IS THE GOVERNMENT RIGHT OR WRONG TO STOP PARLIAMENT SITTING?

And do you think the Government is right or wrong to stop Parliament from sitting at this time?

**Base:** 1,060 British adults, 328 2017 Labour voters, 301 2017 Conservative voters, 501 2016 Remain voters, 384 2016 Leave voters (all aged 18-75), 28-29 August 2019



Right

Wrong

AMONG ALL



AMONG 2017 LABOUR VOTERS



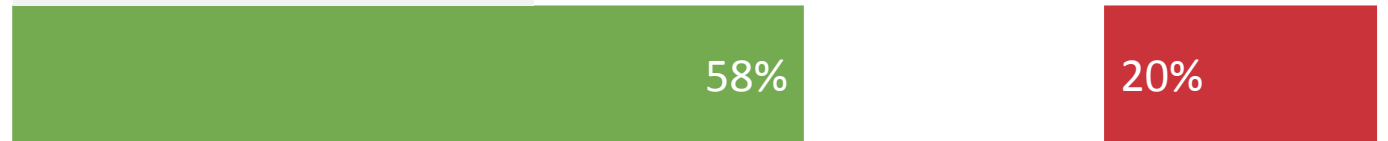
AMONG 2017 CONSERVATIVE VOTERS



AMONG 2016 REMAIN VOTERS



AMONG 2016 LEAVE VOTERS



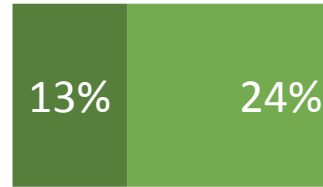
Source: Ipsos MORI

# WHAT SHOULD THE BREXIT OUTCOME BE?

To what extent do you support or oppose each of the following?

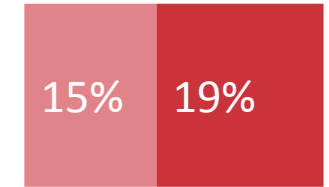
Britain leaving the EU but only if a deal has been agreed with the EU on terms of Britain's departure

Strongly/tend to support



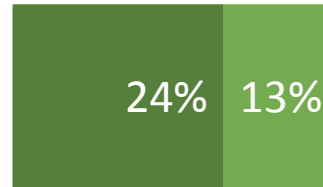
**SUPPORT: 37%**

Tend to/strongly oppose

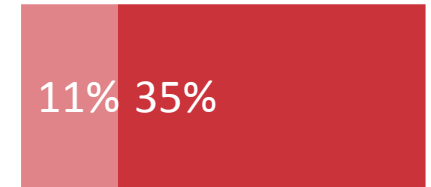


**OPPOSE: 34%**

Britain leaving the EU even if a deal has not been agreed with the EU on the terms of Britain's departure

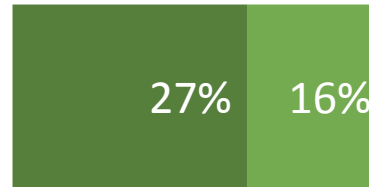


**SUPPORT: 37%**

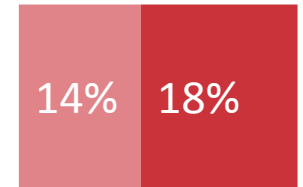


**OPPOSE: 46%**

A General Election to be called immediately



**SUPPORT: 43%**



**OPPOSE: 32%**

Base: 1,060 British adults aged 18-75, 28-29 August 2019



Source: Ipsos MORI

# BRITAIN LEAVING THE EU BUT ONLY IF A DEAL HAS BEEN AGREED

To what extent do you support or oppose each of the following?

Britain leaving the EU but only if a deal has been agreed with the EU on terms of Britain's departure

**Base:** 1,060 British adults, 328 2017 Labour voters, 301 2017 Conservative voters, 501 2016 Remain voters, 384 2016 Leave voters (all aged 18-75), 28-29 August 2019

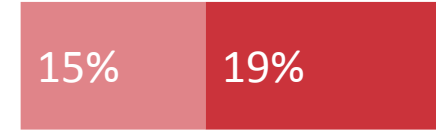


## Strongly/tend to support

AMONG ALL



## Tend to/strongly oppose



Net support

**+3**

AMONG 2017 LABOUR VOTERS



**-1**

AMONG 2017 CONSERVATIVE VOTERS



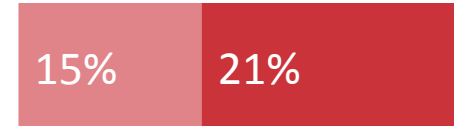
**+5**

AMONG 2016 REMAIN VOTERS



**+1**

AMONG 2016 LEAVE VOTERS



**0**

Source: Ipsos MORI

# BRITAIN LEAVING THE EU EVEN IF A DEAL HAS NOT BEEN AGREED

To what extent do you support or oppose each of the following?

Britain leaving the EU even if a deal has not been agreed with the EU on the terms of Britain's departure

Strongly/tend to support

Tend to/strongly oppose

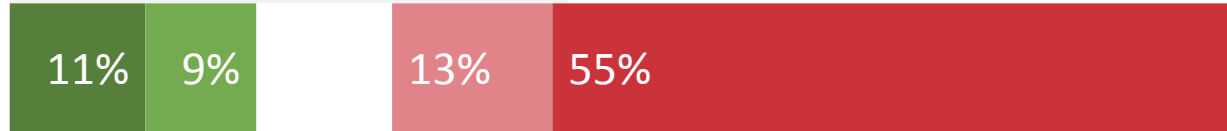
Net support

AMONG ALL



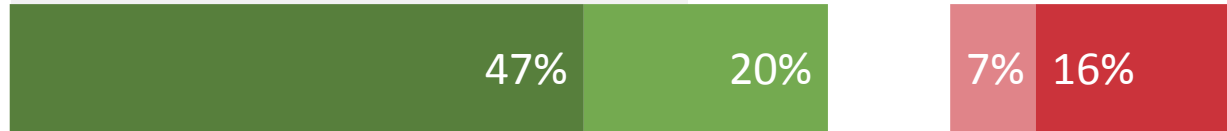
-9

AMONG 2017 LABOUR VOTERS



-48

AMONG 2017 CONSERVATIVE VOTERS



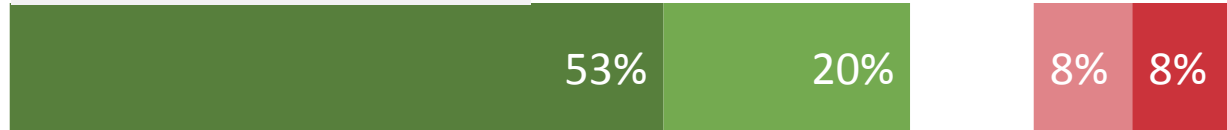
+44

AMONG 2016 REMAIN VOTERS



-65

AMONG 2016 LEAVE VOTERS



+57

Base: 1,060 British adults, 328 2017 Labour voters, 301 2017 Conservative voters, 501 2016 Remain voters, 384 2016 Leave voters (all aged 18-75), 28-29 August 2019



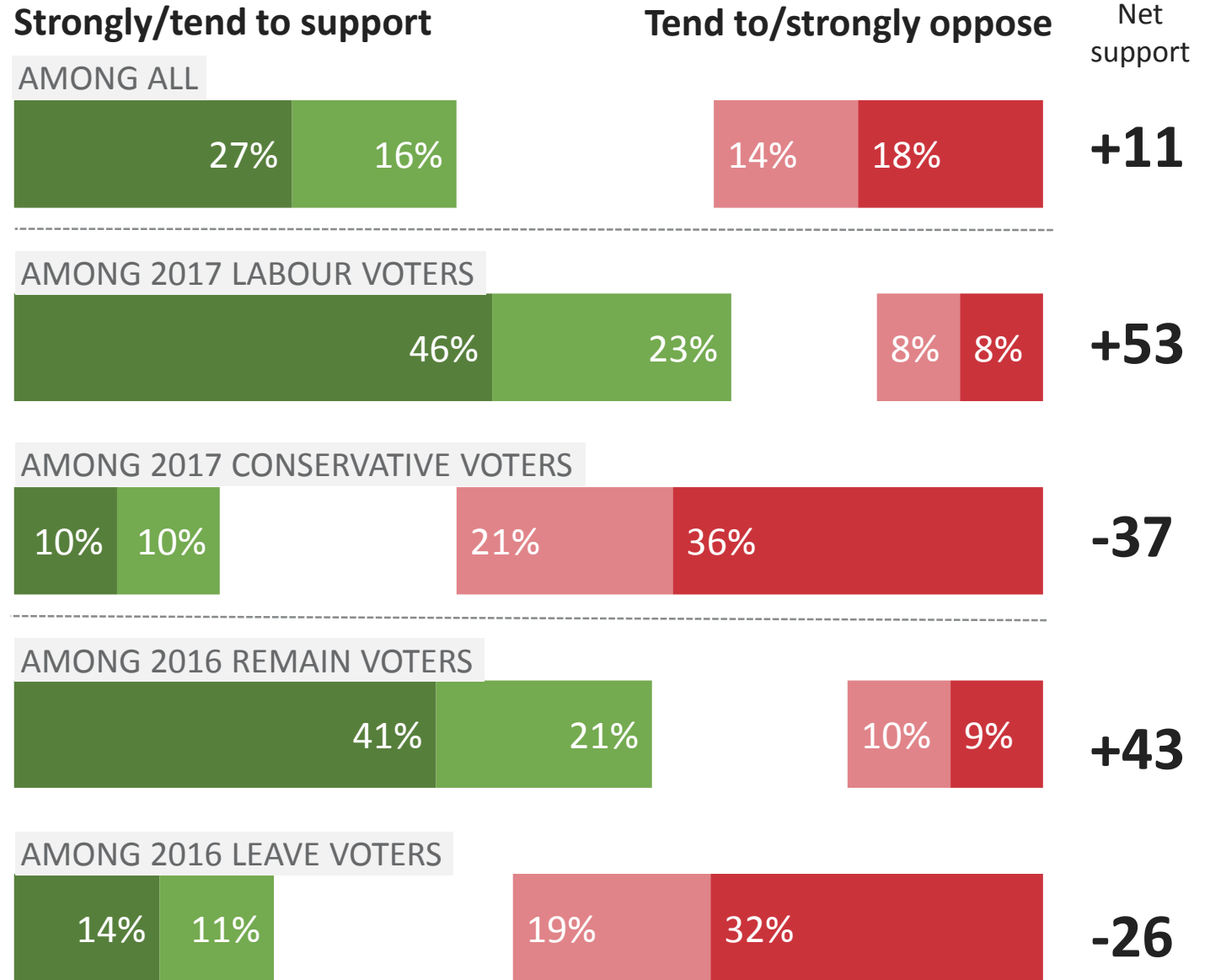
Source: Ipsos MORI

# A GENERAL ELECTION TO BE CALLED IMMEDIATELY

To what extent do you support or oppose each of the following?

A General Election to be called immediately

Base: 1,060 British adults, 328 2017 Labour voters, 301 2017 Conservative voters, 501 2016 Remain voters, 384 2016 Leave voters (all aged 18-75), 28-29 August 2019



Source: Ipsos MORI



# Ipsos MORI



## For more information

**Gideon Skinner**

*Research Director*

[gideon.skinner@ipsos.com](mailto:gideon.skinner@ipsos.com)

**Keiran Pedley**

*Research Director*

[keiran.pedley@ipsos.com](mailto:keiran.pedley@ipsos.com)

**Glenn Gottfried**

*Research Manager*

[glenn.gottfried@ipsos.com](mailto:glenn.gottfried@ipsos.com)