

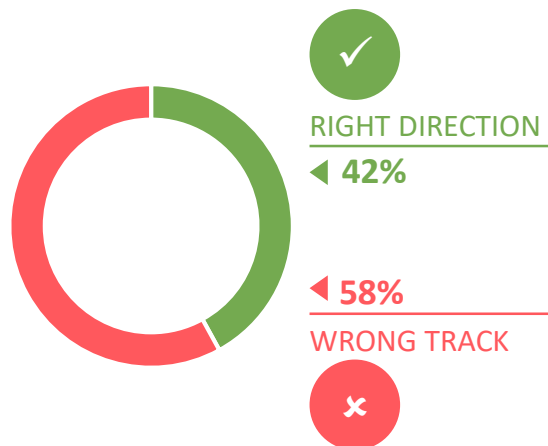
WORLD SUMMARY: JULY 2019

The majority (58%) of people around the world think things in their country are on the wrong track.

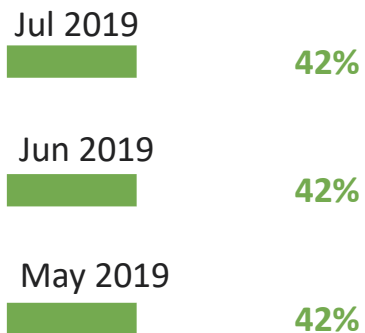
Unemployment currently occupies the top spot for global concern with 32% saying this.

Generally speaking, would you say things in this country are heading in the right direction, or are they off on the wrong track?

**RIGHT DIRECTION/
WRONG TRACK**
July 2019



RIGHT DIRECTION



Which three of the following topics do you find the most worrying in your country?*


% change compared with previous month:

Topic	Percentage	% change compared with previous month:
UNEMPLOYMENT	32%	-2
POVERTY & SOCIAL INEQUALITY	32%	+1
CRIME & VIOLENCE	31%	+1
FINANCIAL/POLITICAL CORRUPTION	30%	-1
HEALTHCARE	26%	+1

Jun 2019

Base: Representative sample of adults aged 16-64 in 28 participating countries. c.18,000 per month
Source: Global Advisor

*Please note that participants in China were not shown the full list of topics for this question. Financial/political corruption, poverty and social inequality, taxes, and rise of extremism were excluded from the list shown to Chinese participants.



RIGHT

DIRECTION

WRONG

TRACK

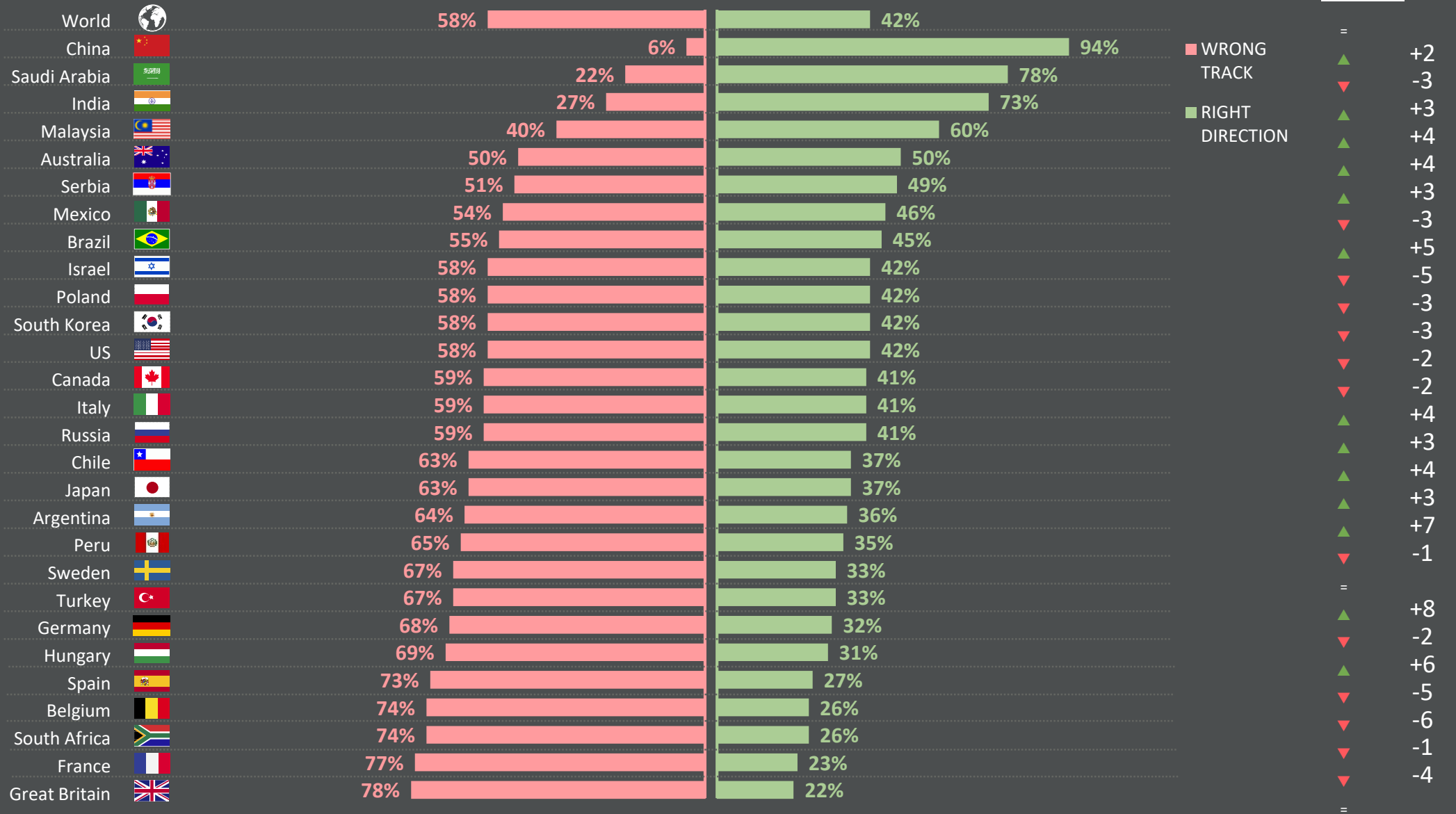
- Country comparisons
- Trends over time: world

COUNTRY COMPARISON

RIGHT DIRECTION/WRONG TRACK

% change compared with previous month:

Jun 2019

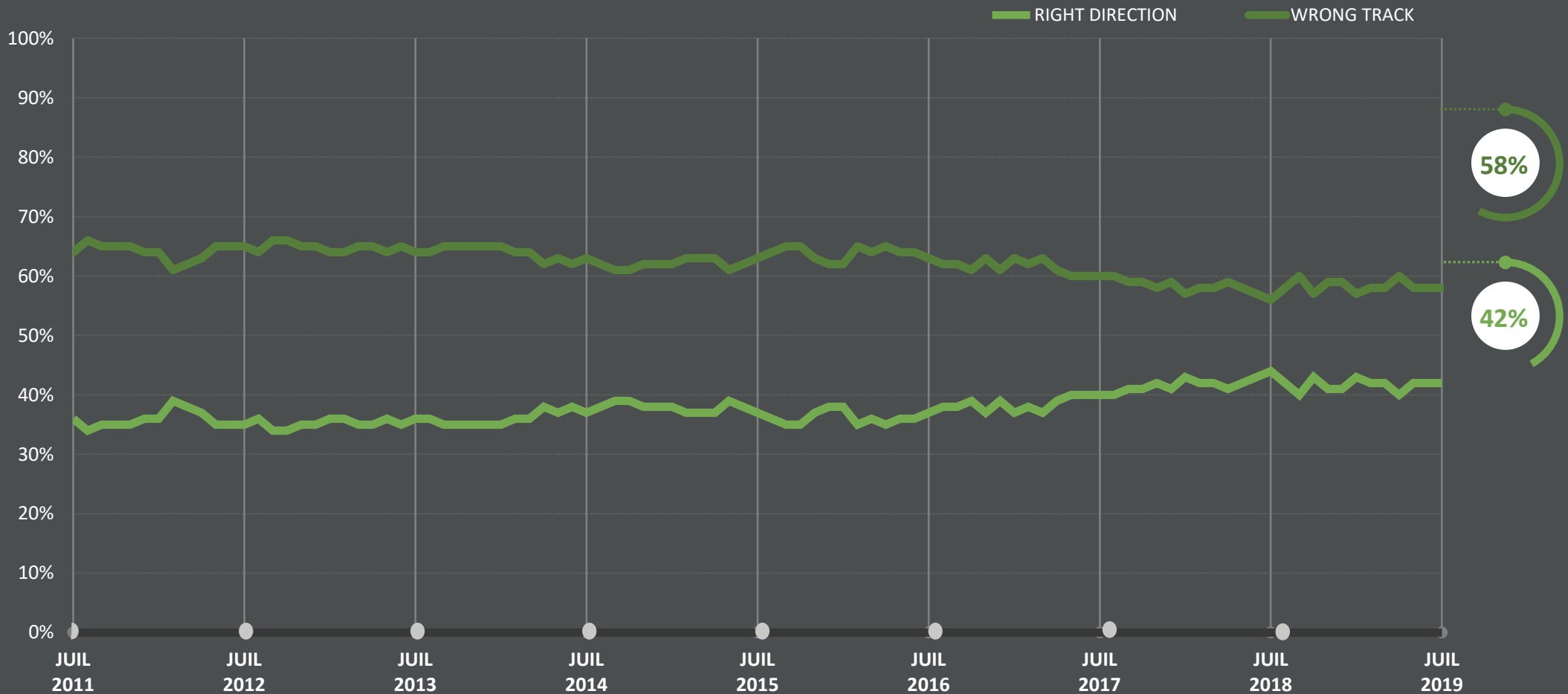


Base: Representative sample of 19,520 adults aged 16-64 in 28 participating countries, June 21st 2019 - July 5th 2018.

Source: Global Advisor

WORLD: RIGHT DIRECTION/ WRONG TRACK

Generally speaking, would you say things in this country are heading in the right direction, or are they off on the wrong track?



Base: Representative sample of adults aged 16-64, c.18,000 – 20,000 per month.

Source: Global Advisor



WORLD WORRIES

COUNTRY COMPARISON

Country comparison of all 17 concerns

WORLD WORRIES

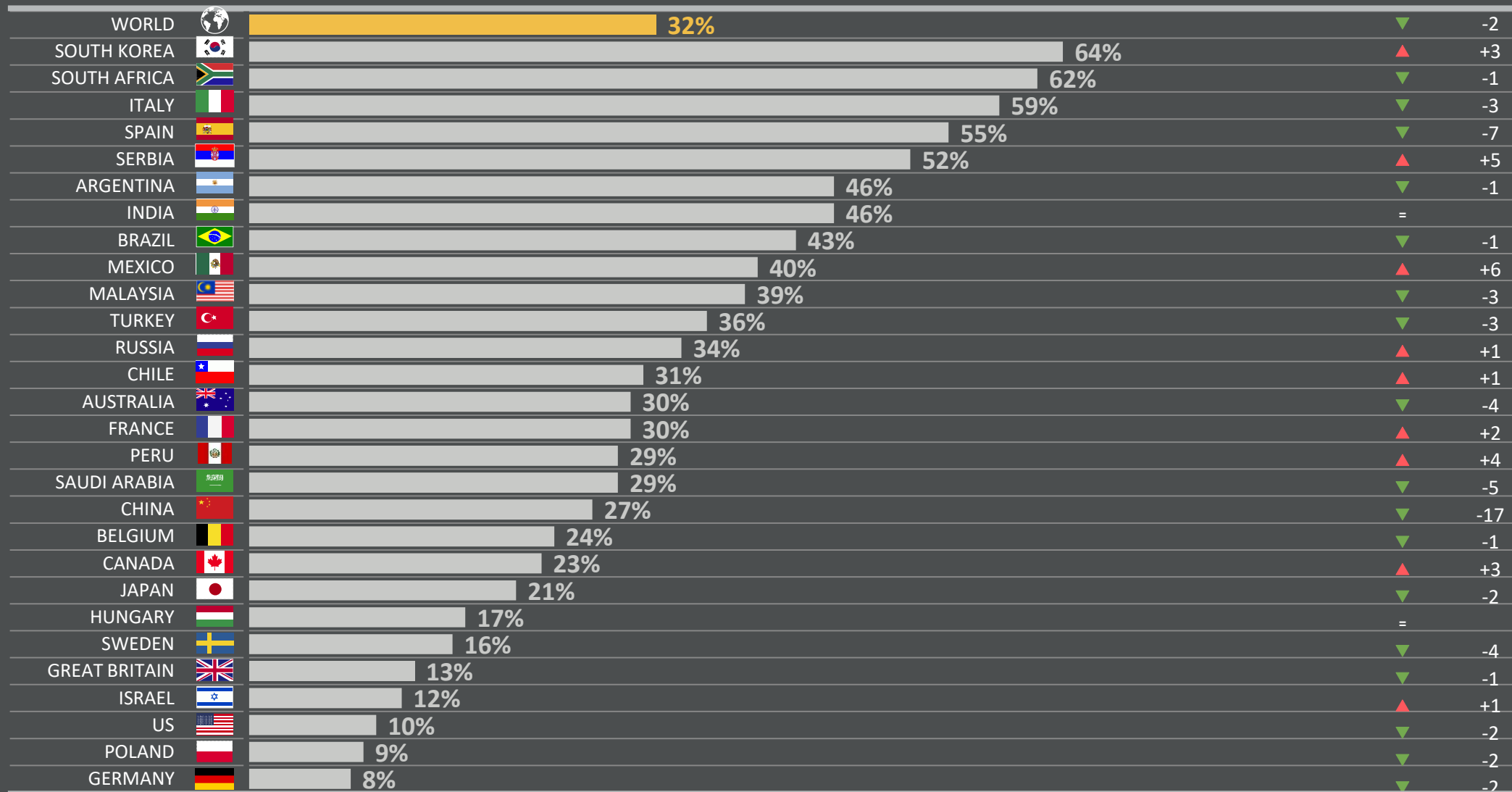
1 | UNEMPLOYMENT AND JOBS

Which three of the following topics do you find the most worrying in your country?

% change compared with previous month:

(%) worried in July 2019 in each country

Jun 2019



Base: Representative sample of adults aged 16-64 in 28 participating countries. July 2019: 19,520; June 2019: 20,325.

Source: Global Advisor

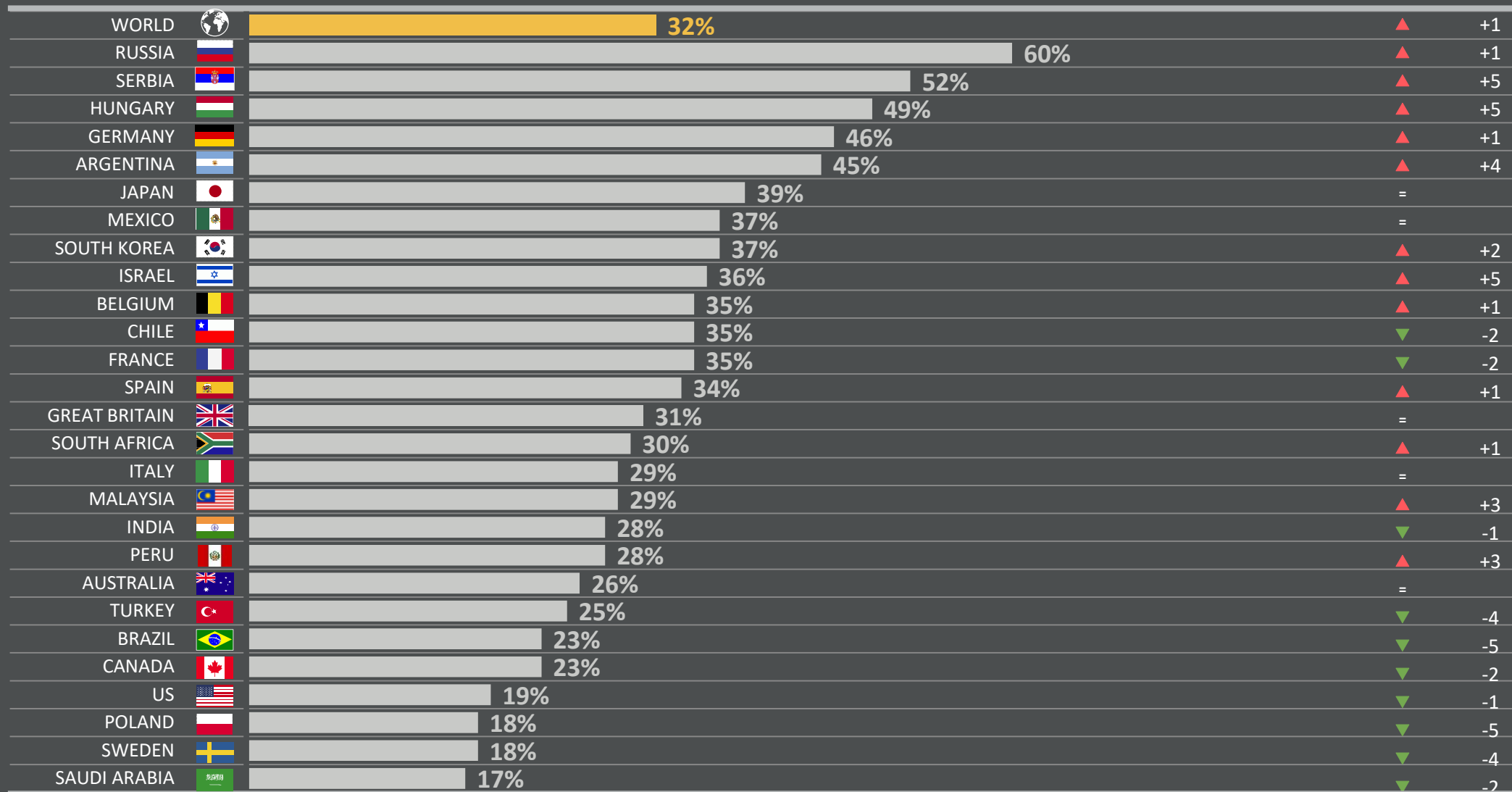
2 | POVERTY & SOCIAL INEQUALITY

Which three of the following topics do you find the most worrying in your country?

% change compared with previous month:

(%) worried in July 2019 in each country

Jun 2019



Base: Representative sample of adults aged 16-64 in 28 participating countries. July 2019: 19,520; June 2019: 20,325.

Source: Global Advisor

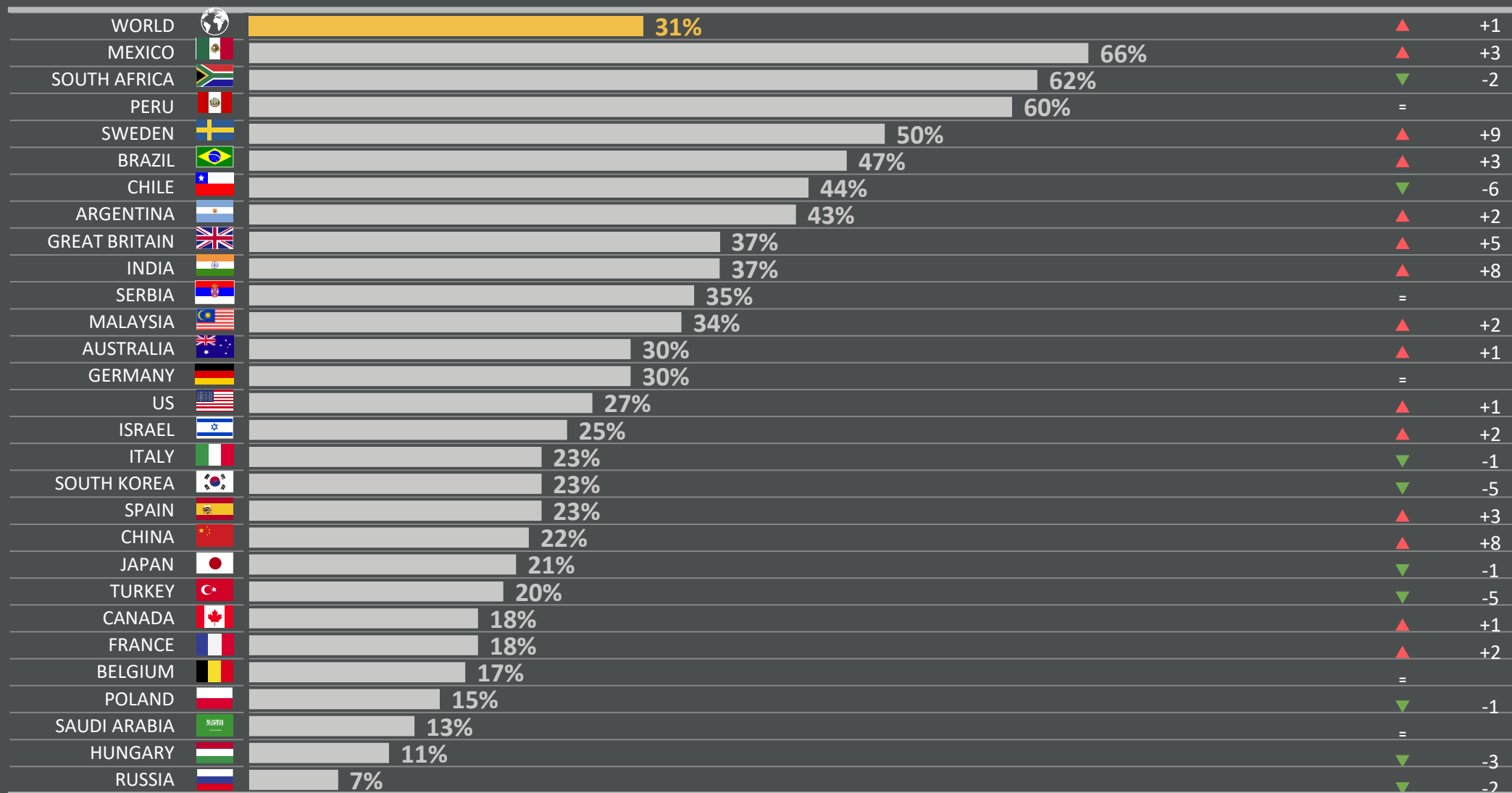
3 | CRIME & VIOLENCE

Which three of the following topics do you find the most worrying in your country?

% change compared with previous month:

(%) worried in July 2019 in each country

Jun 2019



Base: Representative sample of adults aged 16-64 in 28 participating countries. July 2019: 19,520; June 2019: 20,325.

Source: Global Advisor

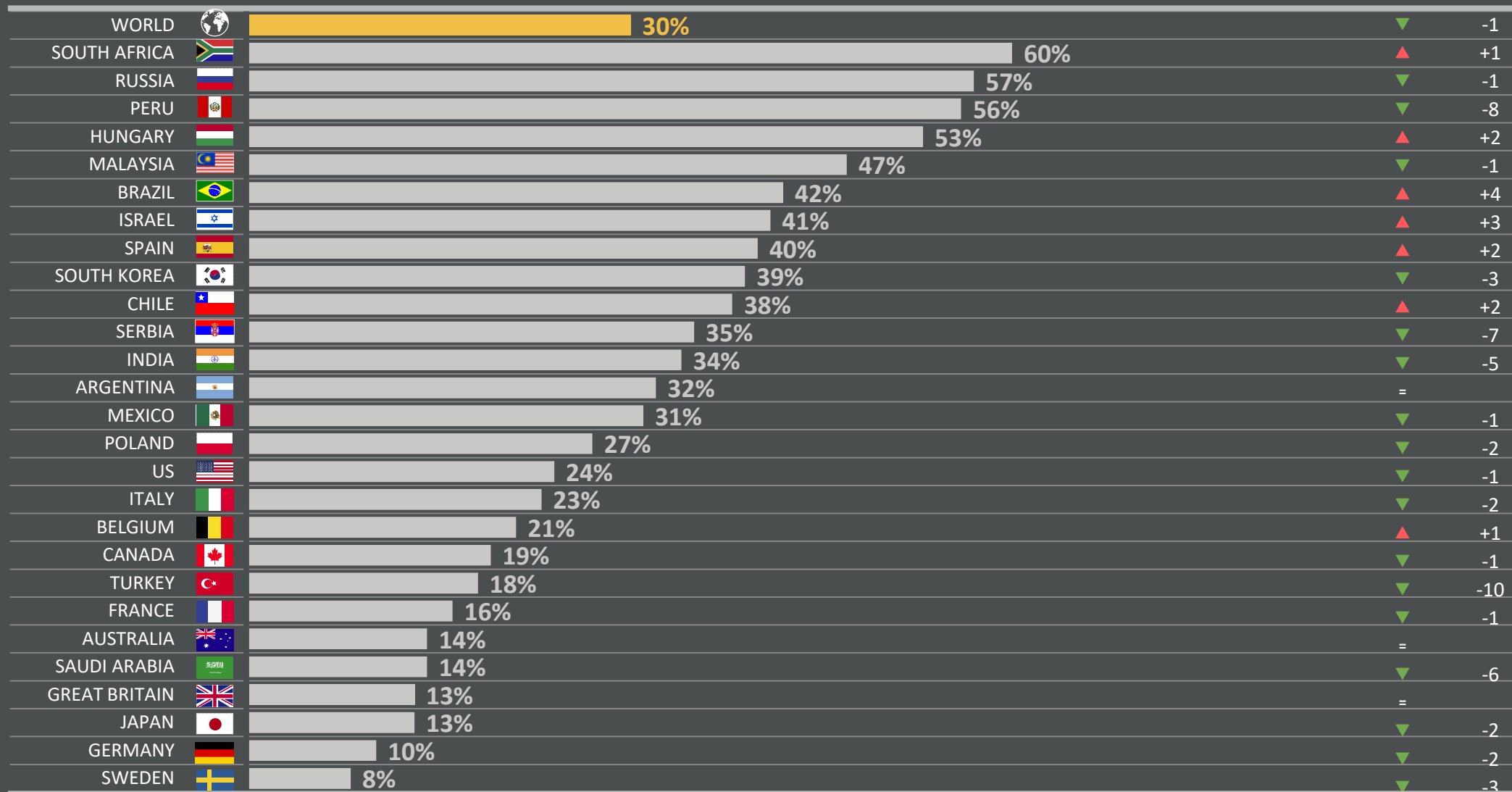
4 | FINANCIAL/POLITICAL CORRUPTION

Which three of the following topics do you find the most worrying in your country?

% change compared with previous month:

(%) worried in July 2019 in each country

Jun 2019



Base: Representative sample of adults aged 16-64 in 28 participating countries. July 2019: 19,520; June 2019: 20,325.

Source: Global Advisor

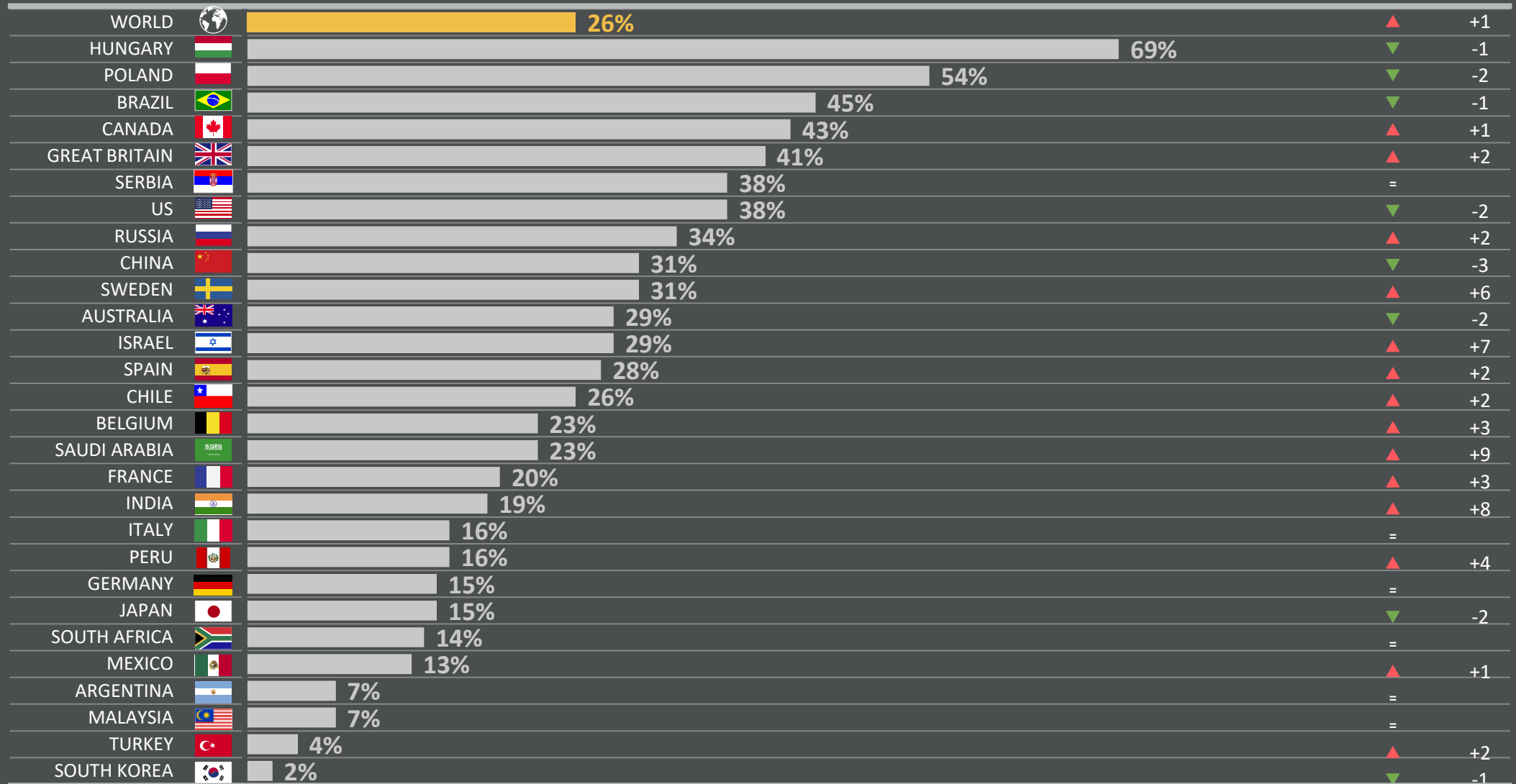
5 | HEALTHCARE

Which three of the following topics do you find the most worrying in your country?

% change compared with previous month:

(%) worried in July 2019 in each country

Jun 2019



Base: Representative sample of adults aged 16-64 in 28 participating countries. July 2019: 19,520; June 2019: 20,325.

Source: Global Advisor

6 | EDUCATION

Which three of the following topics do you find the most worrying in your country?

% change compared with previous month:

(%) worried in July 2019 in each country

Jun 2019

Country	July 2019 (%)	Jun 2019 (%)	% change
WORLD	19%	=	=
CHILE	38%	=	=
PERU	38%	▲	+4
ISRAEL	34%	▲	+5
BRAZIL	31%	▼	-7
HUNGARY	28%	=	=
ARGENTINA	24%	▼	-4
TURKEY	24%	▲	+3
MEXICO	23%	▼	-7
SOUTH AFRICA	22%	▲	+4
CHINA	21%	=	=
MALAYSIA	20%	▲	+2
SPAIN	20%	▼	-1
INDIA	19%	=	=
RUSSIA	18%	▲	+1
BELGIUM	16%	=	=
CANADA	16%	=	=
POLAND	16%	▼	-3
AUSTRALIA	15%	=	=
SERBIA	15%	▼	-2
US	14%	▲	+2
FRANCE	13%	▲	+1
GERMANY	13%	=	=
GREAT BRITAIN	12%	▲	+3
SAUDI ARABIA	12%	▼	-7
JAPAN	10%	▼	-1
SOUTH KOREA	10%	▲	+3
SWEDEN	10%	▲	+2
ITALY	9%	▲	+3

Base: Representative sample of adults aged 16-64 in 28 participating countries. July 2019: 19,520; June 2019: 20,325.

Source: Global Advisor

Which three of the following topics do you find the most worrying in your country?

% change compared with previous month:

(%) worried in July 2019 in each country

Jun 2019

Country	July 2019 (%)	Jun 2019 (%)	% change
WORLD	17%	=	=
BELGIUM	34%	=	=
ITALY	33%	-6	▼
CANADA	31%	-2	▼
JAPAN	29%	=	=
FRANCE	28%	-4	▼
POLAND	28%	+5	▲
TURKEY	23%	+4	▲
ISRAEL	22%	+2	▲
RUSSIA	20%	+1	▲
SAUDI ARABIA	20%	-11	▼
ARGENTINA	19%	-1	▼
SOUTH KOREA	19%	+2	▲
BRAZIL	17%	+1	▲
SPAIN	17%	+2	▲
US	16%	+2	▲
AUSTRALIA	15%	-3	▼
MALAYSIA	14%	+1	▲
SWEDEN	14%	+1	▲
INDIA	11%	=	=
GERMANY	8%	-1	▼
GREAT BRITAIN	8%	=	=
MEXICO	8%	-1	▼
SOUTH AFRICA	8%	=	=
CHILE	7%	-1	▼
HUNGARY	7%	+1	▲
SERBIA	5%	-1	▼
PERU	3%	-2	▼

Base: Representative sample of adults aged 16-64 in 28 participating countries. July 2019: 19,520; June 2019: 20,325.

Source: Global Advisor

8 | IMMIGRATION CONTROL

Which three of the following topics do you find the most worrying in your country?

% change compared with previous month:

(%) worried in July 2019 in each country

Jun 2019

Country	(%) worried in July 2019	% change compared with previous month (Jun 2019)
WORLD	15%	+1
US	37%	+5
GERMANY	31%	=
ITALY	30%	+2
SWEDEN	30%	+5
TURKEY	27%	+3
BELGIUM	26%	-2
CANADA	24%	=
FRANCE	22%	=
GREAT BRITAIN	22%	-3
CHILE	21%	+5
AUSTRALIA	19%	-3
MEXICO	16%	+5
PERU	16%	-2
SPAIN	14%	-2
JAPAN	10%	-1
MALAYSIA	10%	=
SAUDI ARABIA	9%	+4
ISRAEL	8%	+2
CHINA	7%	+4
POLAND	6%	+1
HUNGARY	5%	-6
RUSSIA	5%	-2
SOUTH AFRICA	5%	-1
ARGENTINA	4%	+1
SERBIA	4%	-1
BRAZIL	2%	+1
INDIA	2%	-2
SOUTH KOREA	2%	=

Base: Representative sample of adults aged 16-64 in 28 participating countries. July 2019: 19,520; June 2019: 20,325.

Source: Global Advisor

Which three of the following topics do you find the most worrying in your country?

% change compared with previous month:

(%) worried in July 2019 in each country

Jun 2019

Country	July 2019 (%)	Jun 2019 (%)	% change
WORLD	15%	=	=
GERMANY	33%	+3	▲
CHINA	32%	+1	▲
AUSTRALIA	28%	+1	▲
CANADA	27%	-7	▼
FRANCE	26%	+6	▲
GREAT BRITAIN	25%	+1	▲
POLAND	23%	+11	▲
SAUDI ARABIA	23%	+6	▲
JAPAN	22%	+1	▲
US	22%	=	=
BELGIUM	21%	-1	▼
SWEDEN	20%	+2	▲
SPAIN	18%	+6	▲
INDIA	17%	-1	▼
CHILE	16%	+1	▲
HUNGARY	13%	+2	▲
MEXICO	13%	-3	▼
ITALY	12%	+2	▲
SERBIA	10%	+4	▲
SOUTH KOREA	8%	-2	▼
MALAYSIA	6%	+1	▲
PERU	4%	-3	▼
RUSSIA	4%	+1	▲
TURKEY	4%	+2	▲
SOUTH AFRICA	3%	=	=
ARGENTINA	2%	-1	▼
BRAZIL	2%	-1	▼
ISRAEL	2%	-6	▼

Base: Representative sample of adults aged 16-64 in 28 participating countries. July 2019: 19,520; June 2019: 20,325.

Source: Global Advisor

Which three of the following topics do you find the most worrying in your country?

% change compared with previous month:

(%) worried in July 2019 in each country

Jun 2019

Country	July 2019 (%)	Jun 2019 (%)	% change
WORLD	15%	=	=
CHINA	31%	+4	▲
JAPAN	28%	+1	▲
MALAYSIA	28%	+5	▲
SERBIA	26%	-2	▼
US	24%	+3	▲
GERMANY	19%	+1	▲
POLAND	19%	-4	▼
SAUDI ARABIA	19%	-2	▼
SOUTH KOREA	18%	+2	▲
GREAT BRITAIN	16%	=	=
ISRAEL	16%	=	=
AUSTRALIA	14%	+1	▲
FRANCE	14%	-1	▼
ITALY	13%	+2	▲
PERU	12%	=	=
RUSSIA	12%	-1	▼
BELGIUM	11%	+4	▲
CANADA	10%	-1	▼
HUNGARY	10%	-4	▼
ARGENTINA	9%	-1	▼
INDIA	9%	-1	▼
BRAZIL	8%	+2	▲
MEXICO	8%	=	=
SWEDEN	8%	-2	▼
CHILE	7%	-1	▼
SPAIN	7%	=	=
SOUTH AFRICA	6%	-2	▼
TURKEY	5%	-6	▼

Base: Representative sample of adults aged 16-64 in 28 participating countries. July 2019: 19,520; June 2019: 20,325.

Source: Global Advisor

11 | THREATS AGAINST THE ENVIRONMENT

Which three of the following topics do you find the most worrying in your country?

% change compared with previous month:

(%) worried in July 2019 in each country

Jun 2019

Country	July 2019 (%)	Jun 2019 (%)	% change
WORLD	13%		-1
CHINA	43%		+3
GERMANY	23%		-5
FRANCE	22%		=
INDIA	20%		+3
POLAND	19%		-2
AUSTRALIA	17%		+2
SOUTH KOREA	17%		-2
SWEDEN	17%		-4
BELGIUM	16%		+1
MALAYSIA	16%		-1
CANADA	15%		+1
PERU	13%		+2
RUSSIA	13%		+3
GREAT BRITAIN	12%		-4
CHILE	11%		-1
SERBIA	11%		=
US	11%		+1
ITALY	10%		-1
JAPAN	10%		=
SAUDI ARABIA	10%		-1
BRAZIL	9%		+1
MEXICO	9%		-7
SPAIN	8%		-1
HUNGARY	7%		+3
ISRAEL	5%		-3
SOUTH AFRICA	4%		=
TURKEY	3%		-2
ARGENTINA	2%		-2

Base: Representative sample of adults aged 16-64 in 28 participating countries. July 2019: 19,520; June 2019: 20,325.

Source: Global Advisor

Which three of the following topics do you find the most worrying in your country?

% change compared with previous month:

(%) worried in July 2019 in each country

Jun 2019

Country	July 2019 (%)	Jun 2019 (%)	% Change
WORLD	11%	=	=
ISRAEL	45%	+10	▲
INDIA	29%	-2	▼
TURKEY	26%	-8	▼
FRANCE	23%	-1	▼
US	21%	+2	▲
GERMANY	17%	+1	▲
GREAT BRITAIN	17%	-2	▼
SWEDEN	15%	=	=
AUSTRALIA	13%	+1	▲
BELGIUM	12%	-3	▼
SAUDI ARABIA	12%	-6	▼
CHINA	8%	+1	▲
MALAYSIA	8%	+2	▲
ITALY	7%	+3	▲
CANADA	6%	=	=
SPAIN	6%	+2	▲
JAPAN	5%	-2	▼
MEXICO	5%	+1	▲
POLAND	5%	-2	▼
HUNGARY	4%	+2	▲
CHILE	3%	=	=
PERU	3%	-4	▼
RUSSIA	3%	-2	▼
SERBIA	3%	=	=
ARGENTINA	2%	+1	▲
BRAZIL	2%	-1	▼
SOUTH AFRICA	2%	+1	▲
SOUTH KOREA	1%	=	=

Base: Representative sample of adults aged 16-64 in 28 participating countries. July 2019: 19,520; June 2019: 20,325.

Source: Global Advisor

Which three of the following topics do you find the most worrying in your country?

% change compared with previous month:

(%) worried in July 2019 in each country

Jun 2019

Country	July 2019 (%)	Jun 2019 (%)	% Change
WORLD	11%	=	=
ARGENTINA	51%	=	=
TURKEY	39%	▲	+4
CHINA	27%	▼	-4
MALAYSIA	18%	▼	-5
RUSSIA	16%	▼	-2
SAUDI ARABIA	15%	▲	+8
CANADA	14%	▲	+3
MEXICO	14%	▲	+5
AUSTRALIA	12%	▼	-1
POLAND	11%	▲	+2
SOUTH KOREA	11%	▲	+1
SOUTH AFRICA	9%	▼	-1
BELGIUM	8%	▲	+3
BRAZIL	8%	▼	-1
GREAT BRITAIN	8%	▲	+3
INDIA	7%	▼	-2
HUNGARY	6%	▼	-1
JAPAN	6%	▼	-1
FRANCE	5%	▼	-2
ITALY	5%	▼	-1
US	5%	▼	-2
CHILE	4%	=	=
GERMANY	3%	▼	-2
ISRAEL	3%	=	=
PERU	3%	=	=
SPAIN	3%	=	=
SWEDEN	3%	▼	-1
SERBIA	2%	=	=

Base: Representative sample of adults aged 16-64 in 28 participating countries. July 2019: 19,520; June 2019: 20,325.

Source: Global Advisor

14 | RISE OF EXTREMISM

Which three of the following topics do you find the most worrying in your country?

% change compared with previous month:

(%) worried in July 2019 in each country

Jun 2019

Country	Worried (%)	% change (Jun 2019)
WORLD	9%	=
GERMANY	22%	+2
BELGIUM	19%	+1
GREAT BRITAIN	18%	-1
SWEDEN	16%	-4
FRANCE	15%	=
MALAYSIA	15%	-2
US	15%	=
AUSTRALIA	12%	+2
SAUDI ARABIA	11%	+3
SPAIN	11%	-3
CANADA	10%	=
POLAND	10%	-2
SOUTH KOREA	10%	-1
ISRAEL	9%	-3
ITALY	9%	-2
TURKEY	9%	=
INDIA	8%	-1
HUNGARY	7%	+4
JAPAN	6%	+1
BRAZIL	5%	+1
SOUTH AFRICA	3%	-1
ARGENTINA	2%	=
CHILE	2%	-1
MEXICO	1%	-1
PERU	1%	-1
RUSSIA	1%	-1
SERBIA	1%	-2

Base: Representative sample of adults aged 16-64 in 28 participating countries. July 2019: 19,520; June 2019: 20,325.

Source: Global Advisor

15 | MAINTAINING SOCIAL PROGRAMMES

Which three of the following topics do you find the most worrying in your country?

% change compared with previous month:

(%) worried in July 2019 in each country

Jun 2019

Country	July 2019 (%)	Jun 2019 (%)	% change
WORLD	9%	=	=
JAPAN	37%	+1	▲
SOUTH KOREA	23%	=	=
CHINA	20%	-5	▼
SWEDEN	20%	-3	▼
POLAND	16%	+5	▲
GREAT BRITAIN	14%	-4	▼
SAUDI ARABIA	13%	+4	▲
SPAIN	9%	-2	▼
AUSTRALIA	8%	-1	▼
CANADA	8%	+1	▲
GERMANY	8%	+2	▲
ITALY	7%	=	=
RUSSIA	7%	-3	▼
BELGIUM	6%	-2	▼
ISRAEL	6%	+2	▲
SERBIA	6%	-1	▼
US	6%	-1	▼
MEXICO	5%	-2	▼
FRANCE	4%	=	=
HUNGARY	4%	-3	▼
ARGENTINA	3%	-1	▼
MALAYSIA	3%	=	=
PERU	3%	=	=
TURKEY	3%	+2	▲
BRAZIL	2%	-1	▼
CHILE	2%	-1	▼
SOUTH AFRICA	2%	=	=
INDIA	1%	-2	▼

Base: Representative sample of adults aged 16-64 in 28 participating countries. July 2019: 19,520; June 2019: 20,325.

Source: Global Advisor

16 | CHILDHOOD OBESITY

Which three of the following topics do you find the most worrying in your country?

% change compared with previous month:

(%) worried in July 2019 in each country

Jun 2019

Country	July 2019 (%)	June 2019 (%)	% Change
WORLD	4%	=	=
SAUDI ARABIA	12%	-2	▼
POLAND	11%	+2	▲
CHINA	9%	+1	▲
CHILE	8%	+2	▲
AUSTRALIA	6%	+1	▲
MEXICO	5%	-1	▼
SERBIA	5%	+1	▲
GREAT BRITAIN	4%	=	=
INDIA	4%	-1	▼
CANADA	3%	+1	▲
GERMANY	3%	=	=
ISRAEL	3%	-2	▼
MALAYSIA	3%	-1	▼
PERU	3%	-1	▼
RUSSIA	3%	+1	▲
SWEDEN	3%	-1	▼
US	3%	=	=
ARGENTINA	2%	+1	▲
FRANCE	2%	=	=
HUNGARY	2%	-2	▼
BELGIUM	1%	=	=
BRAZIL	1%	=	=
ITALY	1%	=	=
SOUTH AFRICA	1%	-1	▼
SOUTH KOREA	1%	=	=
SPAIN	1%	-1	▼
TURKEY	1%	-3	▼
JAPAN	*	=	=

Base: Representative sample of adults aged 16-64 in 28 participating countries. July 2019: 19,520; June 2019: 20,325.

Source: Global Advisor

WORLD WORRIES

17 | ACCESS TO CREDIT

Which three of the following topics do you find the most worrying in your country?

% change compared with previous month:

(%) worried in July 2019 in each country

Jun 2019

Country	Worried (%)	% change compared with previous month:
WORLD	2%	=
CHINA	14%	▲ +7
SAUDI ARABIA	8%	▲ +3
ARGENTINA	3%	=
BELGIUM	3%	▲ +1
JAPAN	3%	▲ +2
POLAND	3%	▼ -5
AUSTRALIA	2%	▼ -1
BRAZIL	2%	▲ +1
CANADA	2%	=
CHILE	2%	=
GREAT BRITAIN	2%	▲ +1
HUNGARY	2%	▼ -2
INDIA	2%	▲ +1
ITALY	2%	=
MALAYSIA	2%	=
RUSSIA	2%	=
TURKEY	2%	▲ +2
US	2%	▲ +1
FRANCE	1%	▼ -1
GERMANY	1%	=
ISRAEL	1%	▼ -1
MEXICO	1%	=
PERU	1%	=
SERBIA	1%	▲ +1
SOUTH AFRICA	1%	=
SOUTH KOREA	1%	▼ -1
SPAIN	1%	▼ -1
SWEDEN	1%	▼ -2

Base: Representative sample of adults aged 16-64 in 28 participating countries. July 2019: 19,520; June 2019: 20,325.

Source: Global Advisor



METHODOLOGY

METHODOLOGY

The survey is conducted monthly in 28 countries around the world via the Ipsos Online Panel system. The countries included are Argentina, Australia, Belgium, Brazil, Canada, Chile, China, France, Great Britain, Germany, Hungary, India, Israel, Italy, Japan, Malaysia, Mexico, Peru, Poland, Russia, Saudi Arabia, Serbia, South Africa, South Korea, Spain, Sweden, Turkey and the United States of America.

An international sample of 19,520 adults aged 18-64 in Canada, Israel and the US, and aged 16-64 in all other countries, were interviewed between June 21st 2019 and July 5th 2019.

Approximately 1000+ individuals participated on a country by country basis via the Ipsos Online Panel with the exception of Argentina, Belgium, Hungary, India, Israel, Mexico, Peru, Poland, Russia, Saudi Arabia, South Africa, South Korea, Sweden and Turkey, where each have a sample of approximately 500+.

Weighting has been employed to balance demographics and ensure that the sample's composition reflects that of the adult population according to the most recent country census data.

A survey with an unweighted probability sample of this size would have an estimated margin of error of +/- 3.1 percentage points for a sample of 1,000 and an estimated margin of error of +/- 4.5 percentage points for a 500 sample 19 times out of 20.

In 17 of the 28 countries surveyed internet penetration is sufficiently high to think of the samples as representative of the wider population within the age ranges covered: Argentina, Australia, Belgium, Canada, France, Germany, Hungary, Israel, Italy, Japan, Poland, Serbia, South Korea, Spain, Sweden, Great Britain and United States.

Brazil, Chile, China, India, Malaysia, Mexico, Russia, Peru, Saudi Arabia, South Africa and Turkey have lower levels of internet penetration and so these samples should not be considered nationally representative, and instead be considered to represent a more affluent, connected population. These are still a vital social group to understand in these countries, representing an important and emerging middle class.



APPENDIX

FOR MORE INFORMATION

Simon Atkinson

Chief Knowledge Officer

✉ simon.atkinson@ipsos.com

Gideon Skinner

Research Director

✉ gideon.skinner@ipsos.com

Teodros Gebrekal

Researcher

✉ teodros.gebrekal@ipsos.com