

2019 YEAR-END POLL

Global News

Research Report
December 2019

© 2019 Ipsos. All rights reserved. Contains Ipsos' Confidential and Proprietary information and may not be disclosed or reproduced without the prior written consent of Ipsos.

**Global
NEWS** 



Methodology



These are findings of an Ipsos poll conducted on behalf of Global News.



A sample of 1,002 Canadians aged 18 years and over was interviewed on the Ipsos I-Say Panel from December 3-5, 2019.



Weighting was employed to ensure that the sample's composition reflects the overall population according to latest census information.



The precision of online polls is measured using a credibility interval. In this case, the results are accurate to within +/- 3.5 percentage points, 19 times out of 20, of what the results would have been had all Canadians been polled.

A close-up photograph of a person's hands on a steering wheel, wearing a watch and a red wristband. The background is a blurred cityscape at night with warm, bokeh lights. A semi-transparent dark blue banner is overlaid across the middle of the image.

DRIVING UNDER THE INFLUENCE

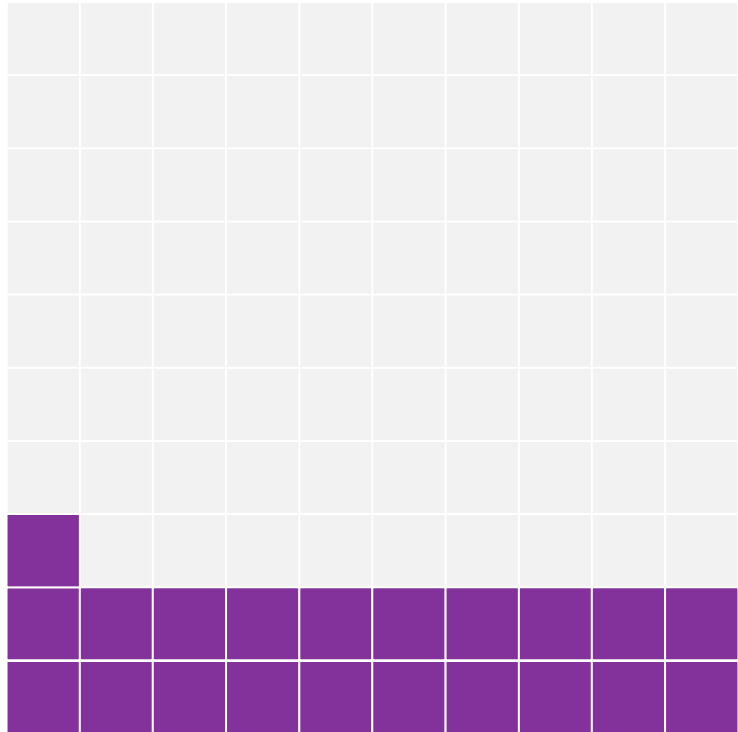
Driving while Legally Impaired by Alcohol

Two in ten Canadians say they have, at some point in their life, driven a vehicle when they could have been considered legally impaired by alcohol, down 3 points vs. a year ago.

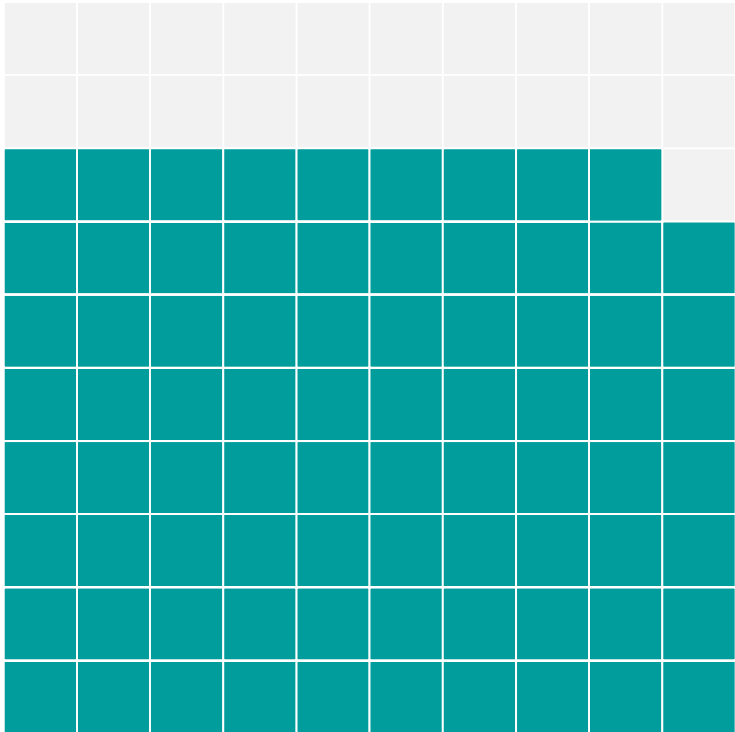
21%  3 pts from Dec 2018

79%

Yes



No



Saskatchewan/Manitoba

Yes: 45%



Men

Yes: 31% (vs. 12% of women)

Which of the following apply to you? As a reminder, your individual responses are kept confidential and responses will only be reported in aggregate form. [You have driven a vehicle when you could have been considered legally impaired by alcohol]
 Base: All respondents (n=1002)

Driving while Legally Impaired by Marijuana

Fewer Canadians admit to having driven while impaired by marijuana: one in ten (9%) say they have done so, statistically unchanged since the end of 2018.

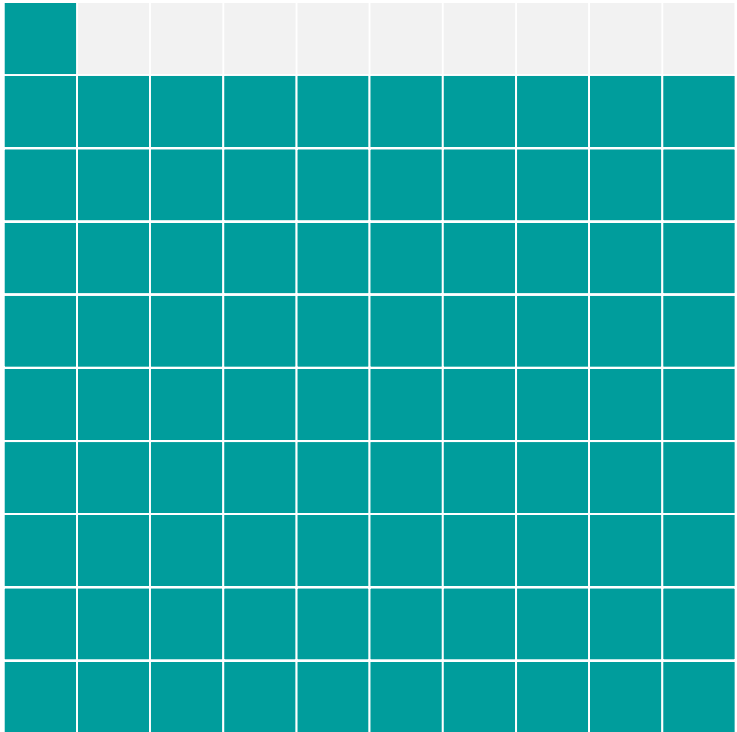
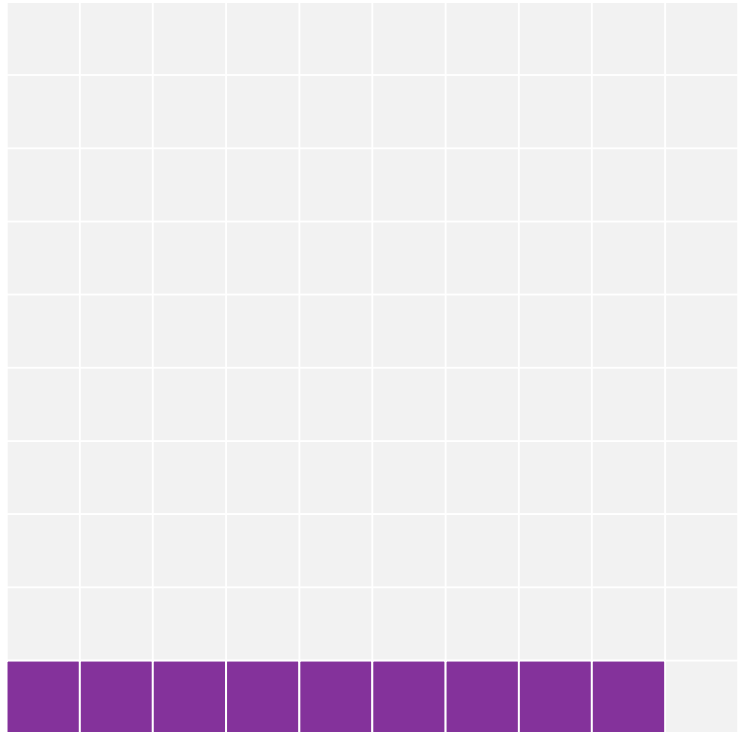
9%

↓ 1 pt from Dec 2018

91%

Yes

No



Alberta

Yes: 16%

Atlantic Canada

Yes: 13%



Men

Yes: 13% (vs. 6% of women)

Which of the following apply to you? As a reminder, your individual responses are kept confidential and responses will only be reported in aggregate form. [You have driven a vehicle when you could have been considered legally impaired by alcohol]
 Base: All respondents (n=1002)

Your Ipsos Team

Sean Simpson

Vice President, Public Affairs



Mitra Thompson

Senior Account Manager, Public Affairs

