



IPSOS ISSUES MONITOR DECEMBER 2019

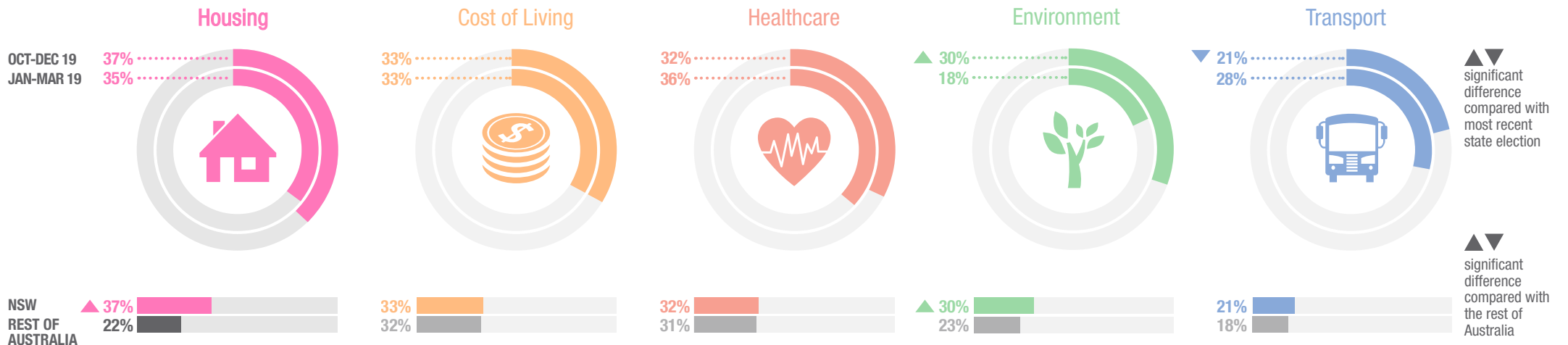
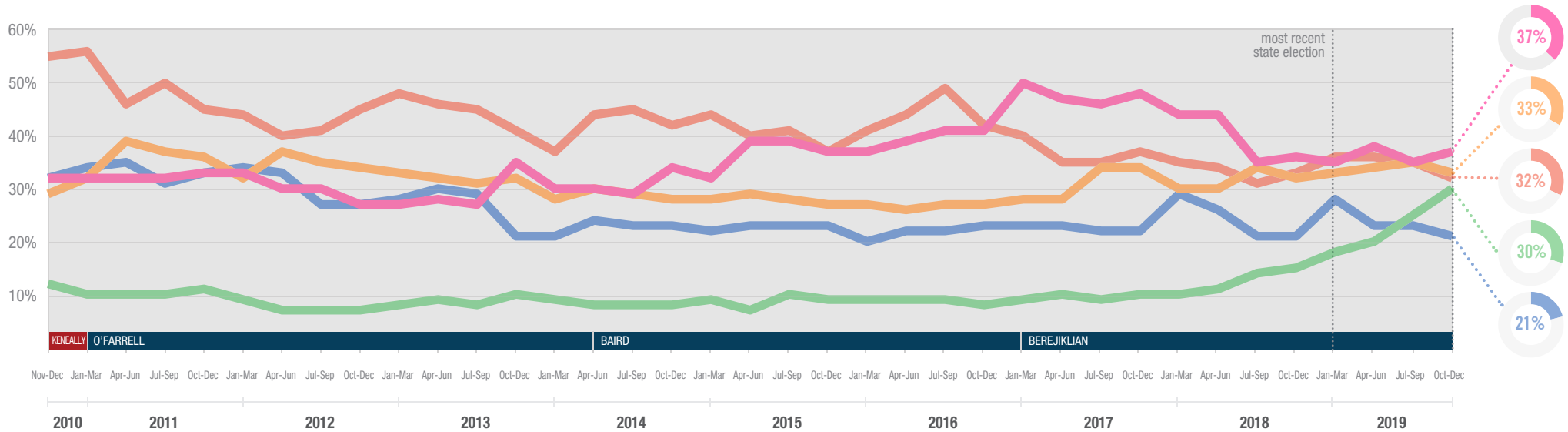
The top issues facing New South Wales

David Elliott
 Head of Ipsos Public Affairs NSW
 ✉ david.elliott@ipsos.com
 ☎ (02) 9900 5159

Stuart Clark
 Director
 ✉ stuart.clark@ipsos.com
 ☎ (02) 9900 5180



Each quarter we ask 1000 residents of New South Wales to select the three most important issues facing their state. The top five issues facing New South Wales between October and December 2019 are shown below. A summary of all issues facing New South Wales can be found overleaf. If you would like to know more about the Ipsos Issues Monitor, or Ipsos Public Affairs in New South Wales, please contact David Elliott or Stuart Clark.










IPSOS ISSUES MONITOR DECEMBER 2019

The top issues facing New South Wales

David Elliott
Head of Ipsos Public Affairs NSW
✉ david.elliott@ipsos.com
☎ (02) 9900 5159

Stuart Clark
Director
✉ stuart.clark@ipsos.com
☎ (02) 9900 5180



	2010	2011	2012	2013	2014	2015	2016	2017	2018	JAN-MAR 2019	APR-JUN 2019	JUL-SEP 2019	OCT-DEC 2019
 Housing	32%	32%	30%	29%	30%	37%	39%	48%	40%	35%	38%	35%	37%
 Cost of Living	29%	36%	34%	32%	29%	28%	27%	31%	32%	33%	34%	35%	33%
 Healthcare	55%	49%	43%	45%	42%	41%	44%	37%	33%	36%	36%	35%	32%
 Environment	12%	10%	8%	9%	8%	9%	9%	9%	12%	18%	20%	25%	30%
 Transport	32%	33%	30%	27%	23%	23%	22%	22%	24%	28%	23%	23%	21%
Crime	25%	25%	32%	33%	30%	24%	25%	22%	20%	19%	18%	19%	18%
Education	17%	14%	17%	20%	20%	18%	19%	16%	15%	16%	14%	14%	16%
Population	9%	7%	7%	6%	6%	8%	10%	13%	17%	19%	17%	17%	15%
Unemployment	10%	11%	16%	19%	25%	25%	21%	19%	14%	11%	12%	12%	15%
Drug Abuse	12%	10%	11%	12%	14%	16%	16%	14%	13%	15%	11%	13%	15%
Petrol Prices	11%	19%	19%	16%	14%	10%	7%	9%	15%	12%	13%	10%	14%
Immigration	7%	8%	8%	10%	7%	9%	10%	11%	14%	12%	12%	10%	12%
The Economy	15%	16%	16%	16%	18%	17%	14%	11%	11%	9%	13%	13%	12%
Poverty	6%	6%	7%	7%	10%	9%	10%	10%	13%	11%	12%	14%	11%
Personal Debt	12%	11%	11%	8%	7%	7%	8%	10%	11%	10%	12%	12%	9%
Taxation	6%	6%	5%	5%	6%	7%	6%	6%	6%	5%	6%	5%	5%
Indigenous Issues	4%	1%	1%	1%	2%	2%	2%	2%	2%	3%	3%	2%	3%
Racism	5%	4%	4%	5%	5%	6%	6%	5%	4%	4%	3%	3%	3%
Defence	1%	1%	1%	1%	3%	6%	6%	6%	4%	3%	3%	3%	2%