



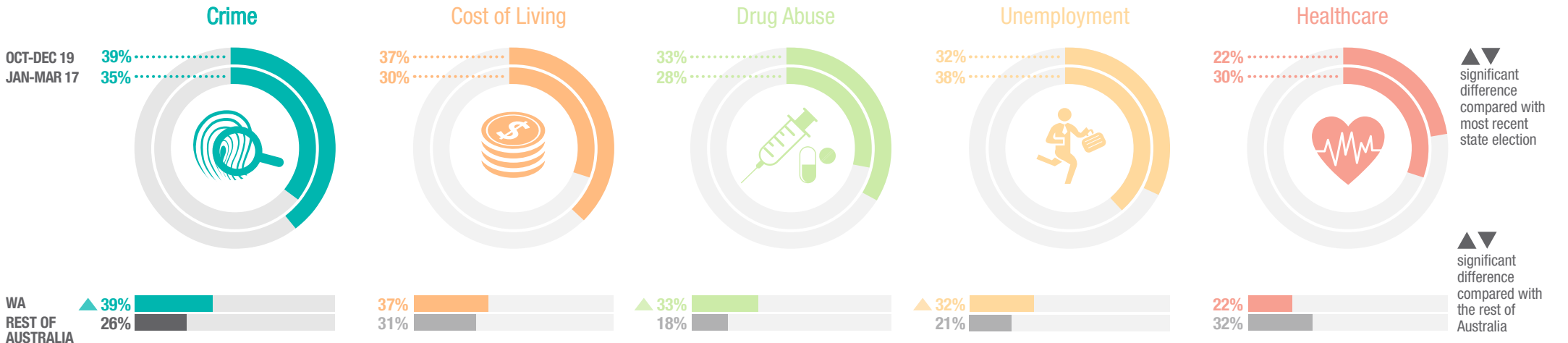
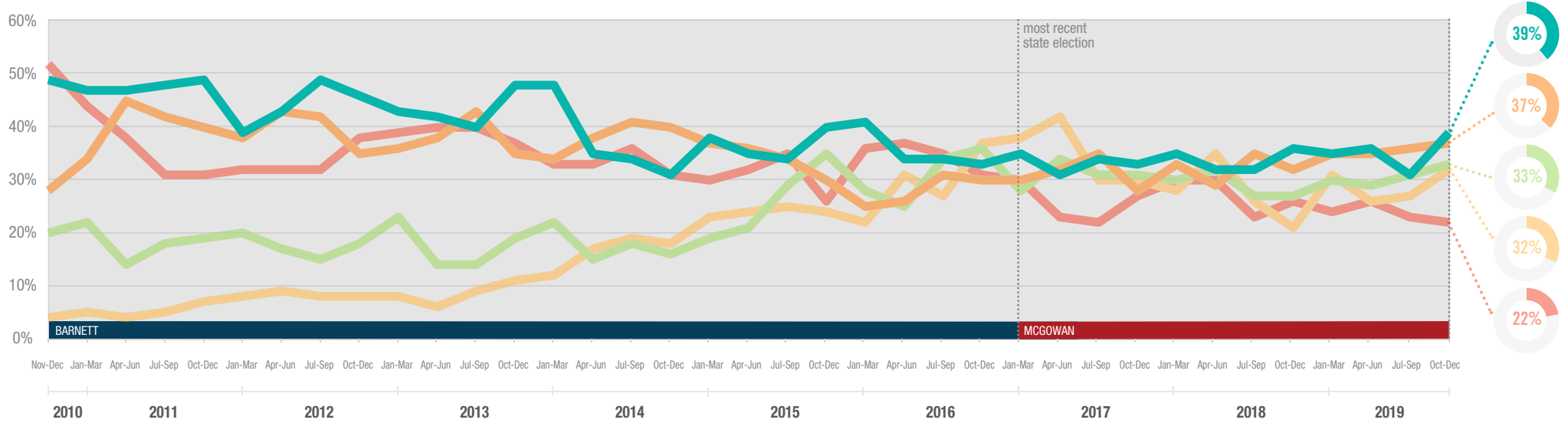
# IPSOS ISSUES MONITOR DECEMBER 2019

## The top issues facing Western Australia

Shaun Griffin  
General Manager WA  
✉ shaun.griffin@ipsos.com  
☎ (08) 9463 0761



Each quarter we ask 300 Western Australians to select the three most important issues facing their state. The top five issues facing Western Australia between October and December 2019 are shown below. A summary of all issues facing Western Australia can be found overleaf. If you would like to know more about the Ipsos Issues Monitor, or Ipsos Public Affairs in Western Australia, please contact Shaun Griffin.










# IPSOS ISSUES MONITOR DECEMBER 2019

The top issues facing Western Australia

Shaun Griffin  
General Manager WA  
✉ shaun.griffin@ipsos.com  
☎ (08) 9463 0761



	2010	2011	2012	2013	2014	2015	2016	2017	2018	JAN-MAR 2019	APR-JUN 2019	JUL-SEP 2019	OCT-DEC 2019
 <b>Crime</b>	49%	48%	44%	43%	37%	37%	36%	33%	34%	35%	36%	31%	39%
 <b>Cost of Living</b>	28%	40%	39%	38%	38%	34%	28%	31%	32%	35%	35%	36%	37%
 <b>Drug Abuse</b>	20%	18%	18%	18%	18%	26%	31%	31%	29%	30%	29%	31%	33%
 <b>Unemployment</b>	4%	5%	8%	9%	16%	24%	29%	35%	28%	31%	26%	27%	32%
 <b>Healthcare</b>	52%	36%	34%	39%	33%	31%	35%	25%	27%	24%	26%	23%	22%
<b>Environment</b>	24%	19%	17%	12%	9%	8%	9%	8%	11%	15%	17%	19%	21%
<b>The Economy</b>	8%	9%	11%	13%	21%	28%	31%	30%	25%	17%	20%	23%	20%
<b>Poverty</b>	7%	7%	9%	8%	10%	9%	9%	9%	11%	13%	15%	13%	17%
<b>Housing</b>	24%	31%	32%	33%	27%	23%	19%	23%	19%	20%	21%	21%	14%
<b>Personal Debt</b>	15%	12%	10%	9%	8%	8%	8%	12%	13%	12%	9%	13%	13%
<b>Petrol Prices</b>	7%	17%	14%	11%	12%	7%	6%	7%	15%	11%	12%	11%	11%
<b>Education</b>	13%	10%	12%	16%	19%	13%	14%	11%	12%	8%	10%	6%	10%
<b>Immigration</b>	19%	16%	14%	11%	10%	8%	8%	8%	10%	10%	11%	11%	9%
<b>Transport</b>	6%	12%	15%	21%	18%	18%	16%	14%	10%	14%	9%	11%	7%
<b>Indigenous Issues</b>	5%	4%	6%	4%	3%	4%	3%	3%	3%	5%	5%	5%	5%
<b>Racism</b>	8%	5%	4%	3%	3%	4%	4%	5%	4%	3%	4%	4%	3%
<b>Population</b>	6%	3%	6%	6%	6%	5%	6%	4%	6%	4%	7%	4%	3%
<b>Taxation</b>	4%	5%	6%	4%	7%	8%	7%	6%	6%	9%	7%	8%	3%
<b>Defence</b>	3%	1%	2%	2%	3%	4%	3%	3%	3%	3%	2%	3%	1%