

Ipsos Poll Conducted for Thomson Reuters

Core Political Data

FEBRUARY 5, 2020

© 2020 Ipsos. All rights reserved. Contains Ipsos' Confidential and Proprietary information and may not be disclosed or reproduced without the prior written consent of Ipsos.

Core Political Data

These are findings from an Ipsos poll conducted

for



date

February 3-4, 2020



For the survey,

a sample of

1,114
Americans

including

932
Registered
Voters

463
Democratic
Registered
Voters

358
Republican
Registered
Voters

81
Independent
Registered
Voters

ages

18+

were interviewed online

Core Political Data

The precision of the Reuters/Ipsos online polls is measured using a credibility interval.

In this case, the poll has a credibility interval of plus or minus the following percentage points



For more information about credibility intervals, please see the appendix.

Core Political Data

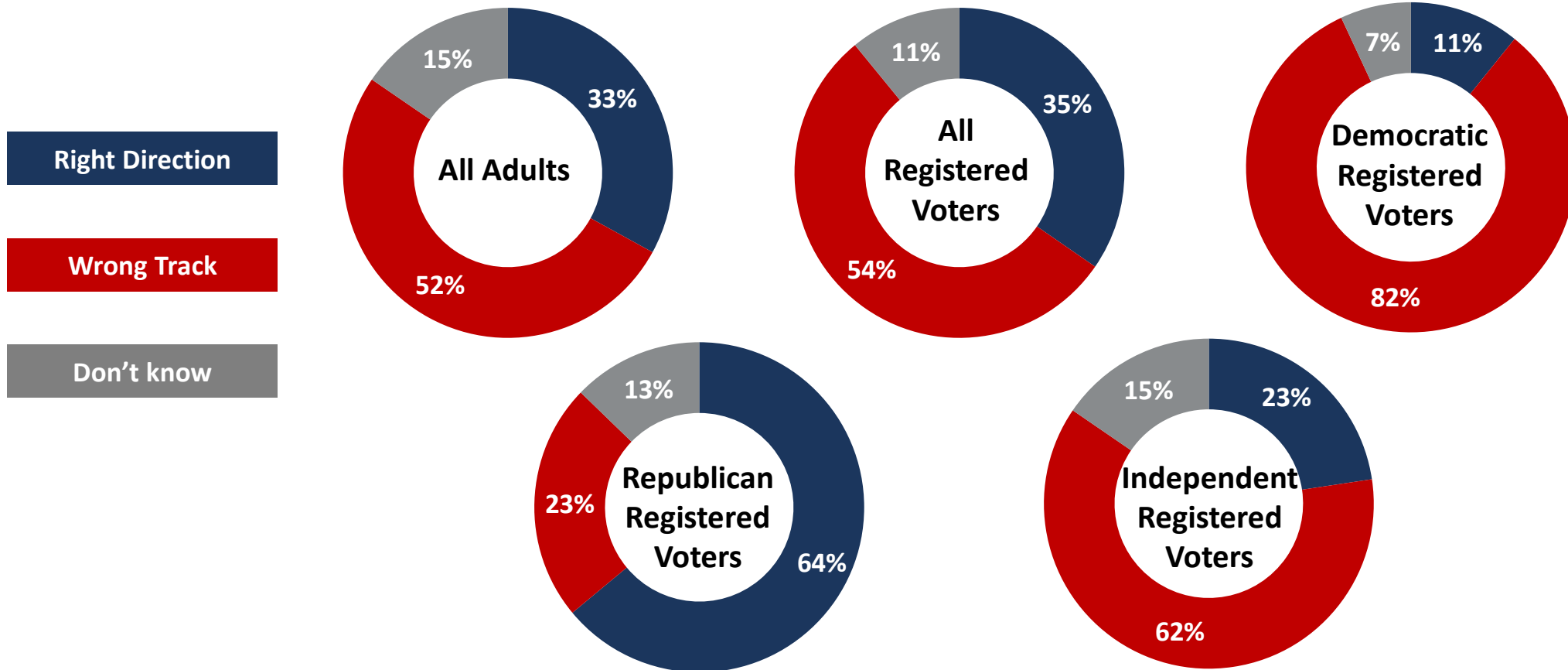
- **The data were weighted to the U.S. current population data by:**

- Gender
- Age
- Education
- Ethnicity
- Region

- Statistical margins of error are not applicable to online polls.
- All sample surveys and polls may be subject to other sources of error, including, but not limited to coverage error and measurement error.
- Figures marked by an asterisk (*) indicate a percentage value of greater than zero but less than one half of one per cent.
- Where figures do not sum to 100, this is due to the effects of rounding.
- *To see more information on this and other Reuters/Ipsos polls, please visit: <http://polling.reuters.com/>*

Right Direction/Wrong Track

Generally speaking, would you say things in this country are heading in the right direction, or are they off on the wrong track?



Most Important Problem Facing America

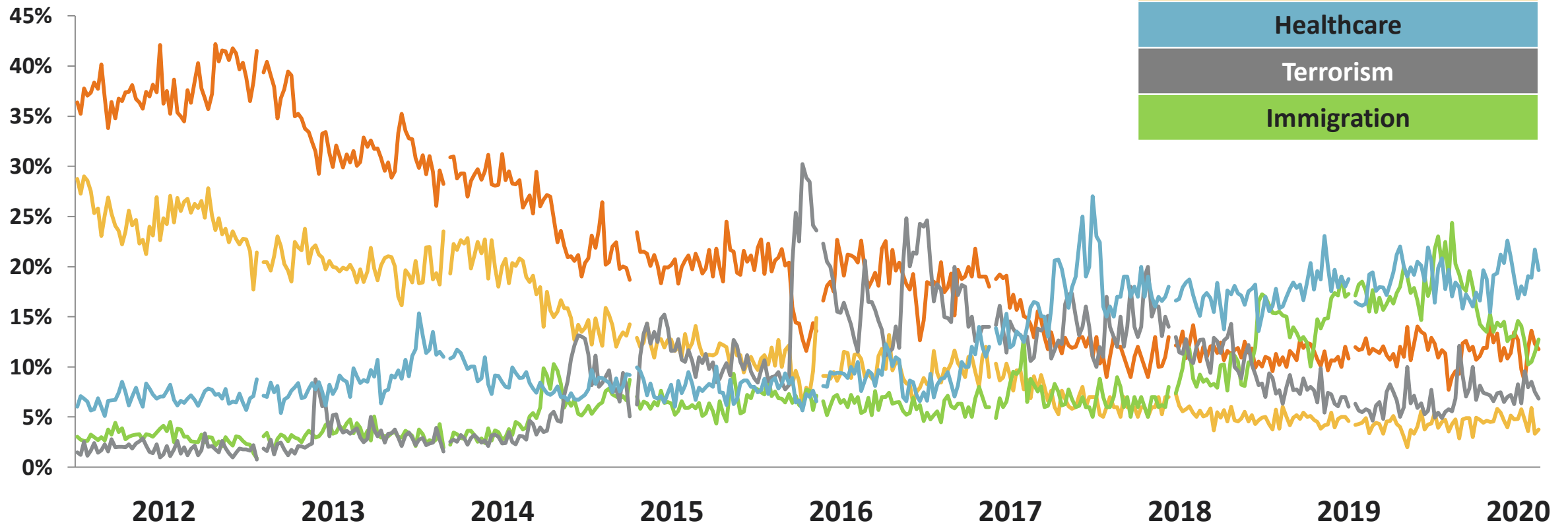
In your opinion, what is the most important problem facing the U.S. today?

	All Adults	All Registered Voters	Democratic Registered Voters	Republican Registered Voters	Independent Registered Voters
Economy generally	12%	12%	9%	14%	19%
Unemployment / lack of jobs	4%	2%	3%	2%	3%
War / foreign conflicts	5%	5%	4%	6%	4%
Immigration	13%	14%	6%	25%	8%
Terrorism / terrorist attacks	7%	7%	4%	9%	4%
Healthcare	20%	20%	27%	12%	24%
Energy issues	2%	2%	3%	1%	2%
Morality	8%	8%	6%	10%	2%
Education	4%	4%	4%	4%	2%
Crime	6%	5%	7%	4%	5%
Environment	7%	8%	13%	3%	5%
Other	9%	9%	10%	7%	15%
Don't know	4%	3%	2%	3%	5%

ALL ADULT AMERICANS

Most Important Problem Facing America

In your opinion, what is the most important problem facing the U.S. today?



ALL ADULT AMERICANS

Donald Trump's Approval



Overall, do you approve or disapprove of the way Donald Trump is handling his job as President?

Is that strongly (approve/disapprove) or somewhat (approve/disapprove)? (Asked of those who selected "approve" or "disapprove")

Q2b. If you had to choose, do you lean more towards approve or disapprove? (Asked of those who selected "don't know")

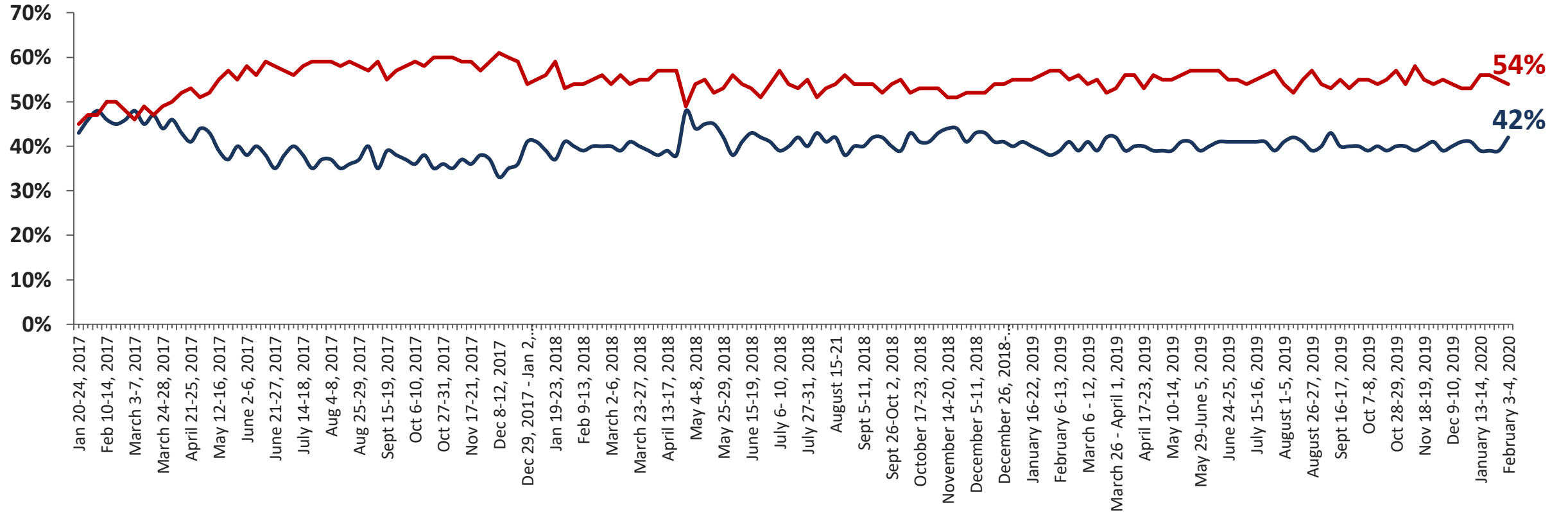
	All Adults	Registered Voters	Democratic Registered Voters	Republican Registered Voters	Independent Registered Voters
Strongly approve	21%	22%	2%	46%	11%
Somewhat approve	19%	19%	5%	35%	15%
Lean towards approve	2%	2%	1%	2%	3%
Lean towards disapprove	2%	1%	0%	2%	2%
Somewhat disapprove	13%	13%	18%	8%	15%
Strongly disapprove	39%	41%	72%	5%	49%
Not sure	4%	2%	2%	1%	6%
TOTAL APPROVE	42%	42%	7%	84%	29%
TOTAL DISAPPROVE	54%	55%	90%	15%	66%

ALL ADULT AMERICANS

Donald Trump's Weekly Approval



Overall, do you approve or disapprove of the way Donald Trump is handling his job as President?



Impeachment Tracker

Which of the following comes closest to your opinion?

December 16-17, 2019

All Adults

President Trump should be impeached	46%
President Trump should NOT be impeached	42%
Don't know	12%

December 18, 2019 - House of Representatives Voted to Impeach President Trump

Now that the House of Representatives voted to impeach President Trump, which of the following do you believe should happen?

February 3-4, 2020

All Adults

President Trump should be removed from office	41%
President Trump should be formally reprimanded, also known as censure, but Trump should not be removed from office	19%
The charges against President Trump should be dismissed	31%

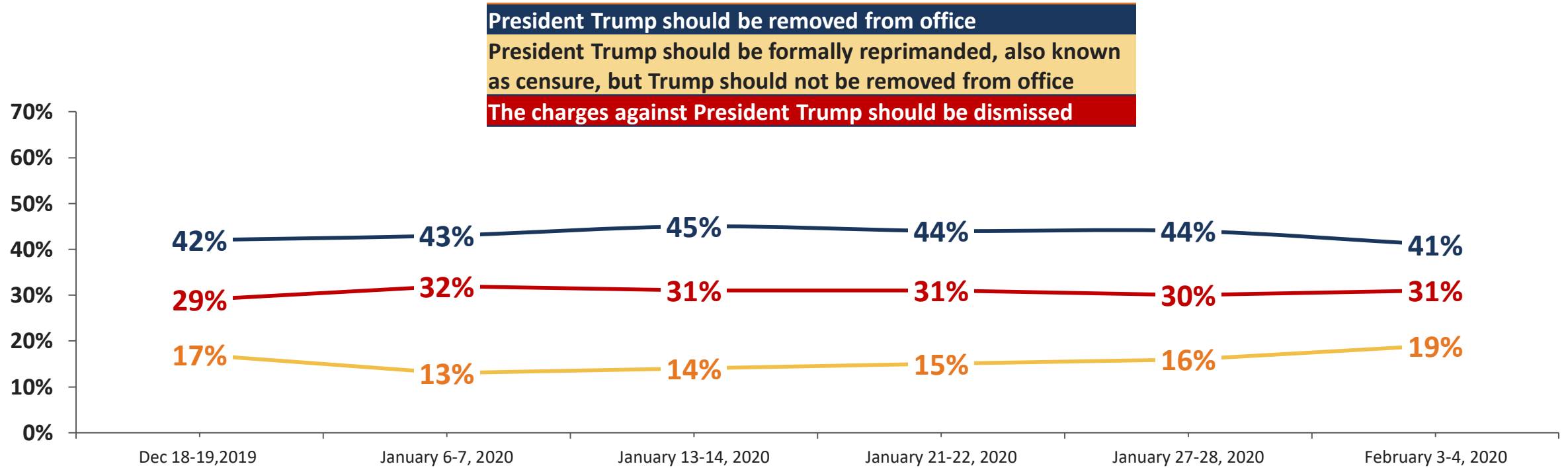
Perceptions on Impeachment

Now that the House of Representatives voted to impeach President Trump, which of the following do you believe should happen?

	All Adults	Registered Voters	Democratic Registered Voters	Republican Registered Voters	Independent Registered Voters
President Trump should be removed from office	41%	41%	70%	9%	47%
President Trump should be formally reprimanded, also known as censure, but Trump should not be removed from office	19%	20%	19%	20%	19%
The charges against President Trump should be dismissed	31%	32%	4%	66%	22%
Don't know	10%	7%	6%	5%	13%

Impeachment Tracker

Now that the House of Representatives voted to impeach President Trump, which of the following do you believe should happen?



Perceptions on Impeachment

How much do you agree or disagree with the following?

President Trump is guilty of abusing the office of the president

	All Adults	Registered Voters	Democratic Registered Voters	Republican Registered Voters	Independent Registered Voters
Strongly agree	42%	43%	75%	7%	49%
Somewhat agree	14%	14%	15%	11%	18%
Somewhat disagree	12%	11%	4%	19%	12%
Strongly disagree	27%	29%	4%	59%	18%
Don't know	5%	4%	2%	4%	3%
TOTAL AGREE	56%	56%	90%	18%	67%
TOTAL DISAGREE	39%	40%	8%	78%	30%

President Trump is guilty of obstructing Congress

	All Adults	Registered Voters	Democratic Registered Voters	Republican Registered Voters	Independent Registered Voters
Strongly agree	39%	41%	74%	5%	47%
Somewhat agree	15%	13%	14%	10%	13%
Somewhat disagree	13%	12%	5%	21%	5%
Strongly disagree	26%	28%	3%	57%	22%
Don't know	8%	6%	4%	7%	13%
TOTAL AGREE	54%	54%	88%	15%	61%
TOTAL DISAGREE	38%	40%	8%	78%	26%

ALL ADULT AMERICANS

Perceptions on Impeachment

How much has the impeachment of President Trump affected your support for him, if at all?

	All Adults	Registered Voters	Democratic Registered Voters	Republican Registered Voters	Independent Registered Voters
It has made me <u>more</u> supportive	18%	20%	4%	40%	11%
It has made me <u>less</u> supportive	21%	21%	30%	13%	23%
No change	56%	56%	63%	46%	66%
Don't know	5%	3%	3%	2%	0%

Perceptions on Impeachment

How much do you approve or disapprove of the following?

The House of Representatives' handling of the impeachment of President Trump

	All Adults	Registered Voters	Democratic Registered Voters	Republican Registered Voters	Independent Registered Voters
Strongly approve	19%	21%	37%	5%	18%
Somewhat approve	21%	21%	29%	11%	24%
Somewhat disapprove	17%	16%	14%	18%	18%
Strongly disapprove	27%	29%	8%	53%	24%
Don't know	16%	13%	12%	13%	16%
TOTAL APPROVE	40%	42%	66%	16%	42%
TOTAL DISAPPROVE	44%	45%	23%	71%	42%

President Trump's handling of his impeachment

	All Adults	Registered Voters	Democratic Registered Voters	Republican Registered Voters	Independent Registered Voters
Strongly approve	21%	22%	7%	41%	12%
Somewhat approve	20%	20%	10%	32%	9%
Somewhat disapprove	15%	14%	14%	12%	21%
Strongly disapprove	32%	35%	60%	6%	45%
Don't know	12%	9%	9%	9%	12%
TOTAL APPROVE	40%	42%	17%	73%	21%
TOTAL DISAPPROVE	48%	49%	74%	19%	67%

ALL ADULT AMERICANS

Perceptions on Impeachment

How much do you approve or disapprove of the following?

The Senate's handling of the impeachment trial

	All Adults	Registered Voters	Democratic Registered Voters	Republican Registered Voters	Independent Registered Voters
Strongly approve	14%	15%	12%	20%	10%
Somewhat approve	23%	23%	16%	30%	25%
Somewhat disapprove	18%	17%	15%	17%	24%
Strongly disapprove	28%	31%	45%	16%	27%
Don't know	17%	14%	11%	16%	13%
TOTAL APPROVE	37%	39%	29%	50%	36%
TOTAL DISAPPROVE	46%	47%	60%	34%	51%

Perceptions on Impeachment

Regarding the impeachment proceedings underway in Congress, which statement comes closest to your opinion?

	All Adults	Registered Voters	Democratic Registered Voters	Republican Registered Voters	Independent Registered Voters
The U.S. Senate is conducting the impeachment trial of President Trump fairly	32%	34%	24%	45%	35%
The U.S. Senate is NOT conducting the impeachment trial of President Trump fairly	40%	44%	56%	32%	43%
Not sure	28%	22%	19%	23%	21%

ALL ADULT AMERICANS

Perceptions on Impeachment

Regarding the impeachment proceedings underway in Congress, which statement comes closest to your opinion?

	All Adults	Registered Voters	Democratic Registered Voters	Republican Registered Voters	Independent Registered Voters
I'm increasingly convinced that Trump has done something wrong	51%	52%	86%	16%	54%
I'm increasingly convinced that Trump has NOT done something wrong	34%	36%	7%	70%	27%
Not sure	15%	12%	7%	14%	18%

Perceptions on Impeachment

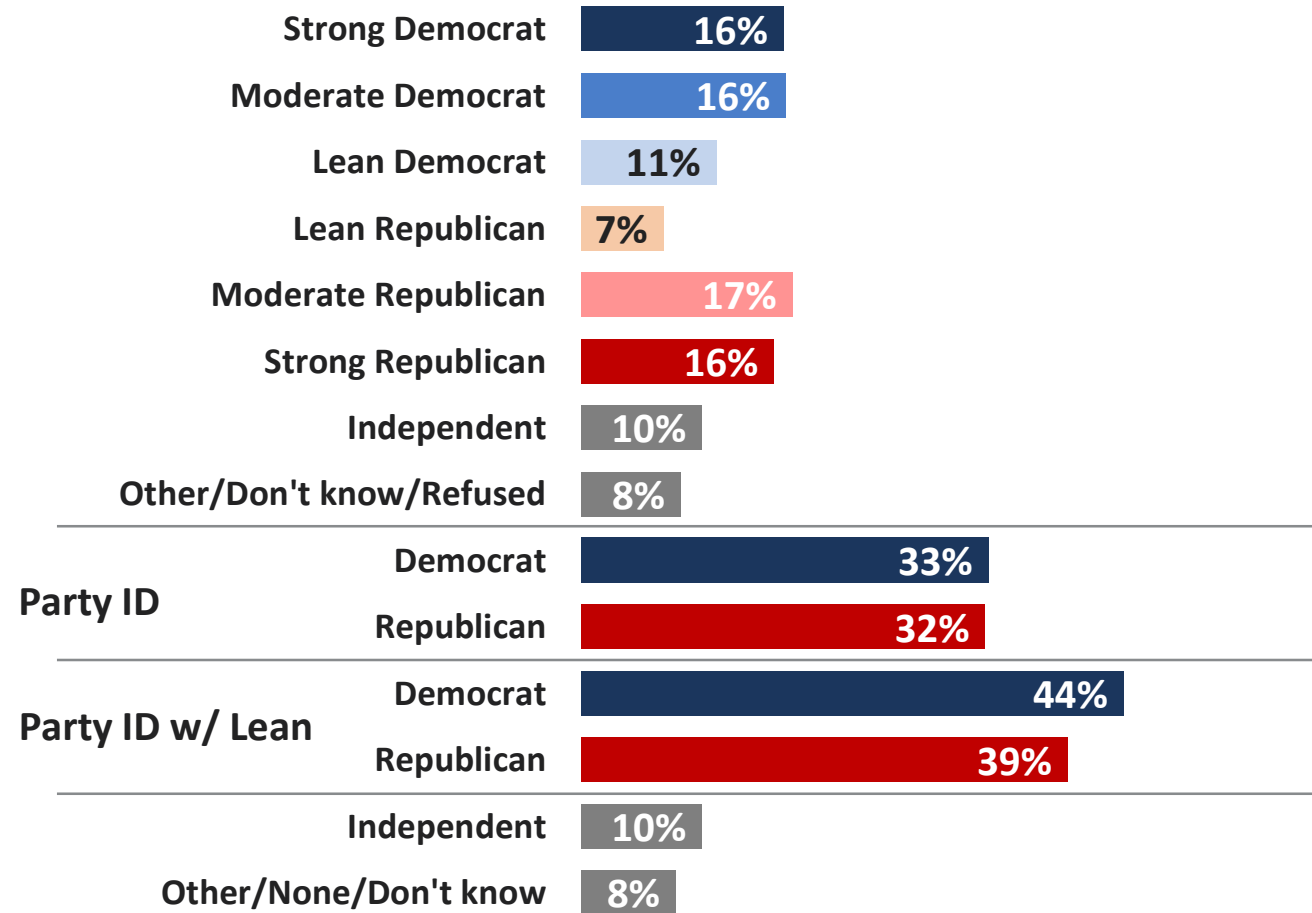
Regarding the impeachment proceedings underway in Congress, which statement comes closest to your opinion?

	All Adults	Registered Voters	Democratic Registered Voters	Republican Registered Voters	Independent Registered Voters
I'm increasingly convinced that Trump has done something impeachable, and should be removed from office	45%	46%	81%	9%	50%
I'm increasingly convinced that Trump has NOT done something impeachable, and should not be removed office	38%	40%	9%	77%	30%
Not sure	17%	14%	11%	13%	20%

ALL ADULT AMERICANS

Political Identity

With which political party do you most identify?



How to Calculate Bayesian Credibility Intervals

The calculation of credibility intervals assumes that Y has a binomial distribution conditioned on the parameter θ , i.e., $Y|\theta \sim \text{bin}(n, \theta)$, where n is the size of our sample. In this setting, Y counts the number of “yes”, or “1”, observed in the sample, so that the sample mean (\bar{Y}) is a natural estimate of the true population proportion θ . This model is often called the likelihood function, and it is a standard concept in both the bayesian and the classical framework. The bayesian 1 statistics combines both the prior distribution and the likelihood function to create a posterior distribution.

The posterior distribution represents our opinion about which are the plausible values for θ adjusted after observing the sample data. In reality, the posterior distribution is one’s knowledge base updated using the latest survey information. For the prior and likelihood functions specified here, the posterior distribution is also a beta distribution ($\pi(\frac{\theta}{y}) \sim \beta(y+a, n-y+b)$), but with updated hyper-parameters.

Our credibility interval for θ is based on this posterior distribution. As mentioned above, these intervals represent our belief about which are the most plausible values for θ given our updated knowledge base. There are different ways to calculate these intervals based on $\pi(\frac{\theta}{y})$. Since we want only one measure of precision for all variables in the survey, analogous to what is done within the classical framework, we will compute the largest possible credibility interval for any observed sample. The worst case occurs when we assume that $a=1$ and $b=1$ and $y=n/2$. Using a simple approximation of the posterior by the normal distribution, the 95% credibility interval is given by, approximately: $\bar{Y} \mp \frac{1}{\sqrt{n}}$

How to Calculate Bayesian Credibility Intervals

FOR THIS POLL

The Bayesian credibility interval was adjusted using standard weighting design effect $1+L=1.3$ to account for complex weighting²

Examples of credibility intervals for different base sizes are below:

	SAMPLE SIZE	CREDIBILITY INTERVALS
	2,000	2.5
	1,500	2.9
	1,000	3.5
Ipsos does not publish data for base sizes (sample sizes) below 100.	750	4.1
	500	5.0
	350	6.0
	200	7.9
	100	11.2

¹ *Bayesian Data Analysis, Second Edition*, Andrew Gelman, John B. Carlin, Hal S. Stern, Donald B. Rubin, Chapman & Hall/CRC | ISBN: 158488388X | 2003

² Kish, L. (1992). *Weighting for unequal Pi*. *Journal of Official Statistics*, 8, 2, 183200.

ABOUT IPSOS

Ipsos ranks third in the global research industry. With a strong presence in 87 countries, Ipsos employs more than 16,000 people and has the ability to conduct research programs in more than 100 countries. Founded in France in 1975, Ipsos is controlled and managed by research professionals. They have built a solid Group around a multi-specialist positioning – Media and advertising research; Marketing research; Client and employee relationship management; Opinion & social research; Mobile, Online, Offline data collection and delivery.

Ipsos is listed on Eurolist – NYSE – Euronext. The company is part of the SBF 120 and the Mid-60 index and is eligible for the Deferred Settlement Service (SRD).

ISIN code FR0000073298, Reuters ISOS.PA, Bloomberg IPS:FP

www.ipsos.com

GAME CHANGERS

At Ipsos we are passionately curious about people, markets, brands and society. We deliver information and analysis that makes our complex world easier and faster to navigate and inspires our clients to make smarter decisions.

We believe that our work is important. Security, simplicity, speed and substance applies to everything we do.

Through specialisation, we offer our clients a unique depth of knowledge and expertise. Learning from different experiences gives us perspective and inspires us to boldly call things into question, to be creative.

By nurturing a culture of collaboration and curiosity, we attract the highest calibre of people who have the ability and desire to influence and shape the future.

“GAME CHANGERS” – our tagline – summarises our ambition.