



PUBLIC POLL FINDINGS AND METHODOLOGY

Reuters/Ipsos Coronavirus Tracker

The latest Reuters/Ipsos Coronavirus Tracker shows that a majority of Americans feel that local leaders should be doing more to enforce “shelter in place” orders.

Topline Findings

Washington, DC, March 31, 2020 – The latest Reuters/Ipsos Coronavirus Tracker finds that as Americans continue to adjust their lives to the coronavirus pandemic, they support the government taking action to encourage the public to remain at home and trust healthcare professionals and organizations for advice on the virus. The survey also finds that day-to-day routines continue to be impacted by the global pandemic.

Detailed Findings

Americans support the government taking action to promote isolation to slow the spread of coronavirus:

- Eight in ten (83%) Americans feel that local leaders should be doing more to enforce or issue “shelter in place” or “stay at home” guidance or orders, compared to 17% who believe local leaders should not be issuing such orders at all.
- Eighty-one percent of Americans think that the “shelter in place” and “stay at home” orders and guidance should stay in place until doctors and public health officials say it is safe, compared to 19% who say these orders/guidance should end as soon as possible in order to protect the economy.
- Two-thirds of Americans believe the government should expand testing for coronavirus (66%). Half of Americans support measures such as shutting down gatherings of a hundred people or more (54%), shutting down overseas flights (52%) and closing public schools (50%).

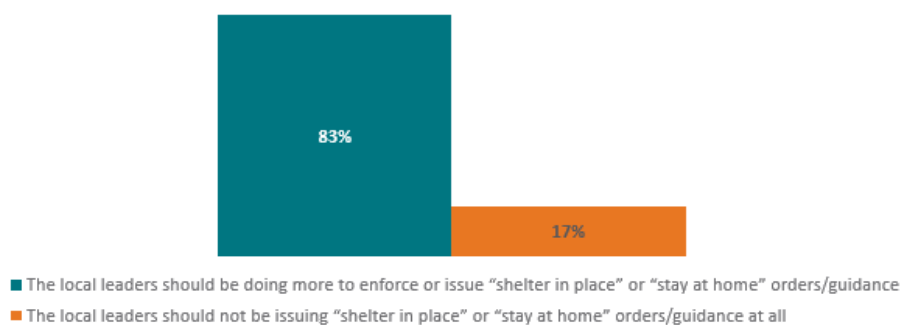


PUBLIC POLL FINDINGS AND METHODOLOGY

ALL ADULT AMERICANS

Americans support “shelter in place” and “stay at home” orders and enforcement

Which of the following comes closest to your opinion about your state’s local leaders?



Americans trust healthcare professionals’ advice on the coronavirus/COVID-19.

- Americans are most likely to listen to advice from doctors and healthcare workers (91%) and the CDC (89%) on the coronavirus. They are least likely to listen to advice from President Trump (53%).
- Democrats are less likely to listen to the president’s guidance on the coronavirus (26%) compared to Republicans (84%).
- Americans are also likely to listen to local leadership’s advice on the coronavirus, including their state’s governor (83%), local police or sheriffs (82%), and their mayor (80%).

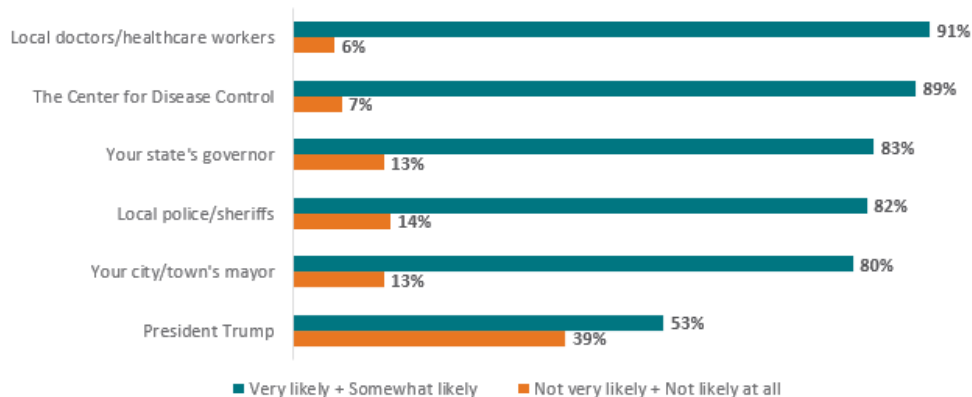


PUBLIC POLL FINDINGS AND METHODOLOGY

ALL ADULT AMERICANS

Americans most likely to trust doctors, healthcare workers, and the CDC on coronavirus/COVID-19

How likely are you to follow the recommendations and guidance regarding the coronavirus/COVID-19 outbreak from the following people or organizations?



Americans' lives have been impacted by the coronavirus/COVID-19 pandemic.

- Seven in ten Americans are washing their hands more often (69%) and avoiding large crowds (69%). Sixty-five percent are also avoiding physical contact with others, such as handshakes.
- One third of Americans are avoiding public transportation (34%) or have canceled or altered upcoming travel plans (34%).
- Seven percent of Americans have lost their jobs and no longer work, and 18% say their place of employment has closed and they no longer go to work, though they remain employed.
- Six in ten (58%) Americans say that their work or business has been impacted by the coronavirus.

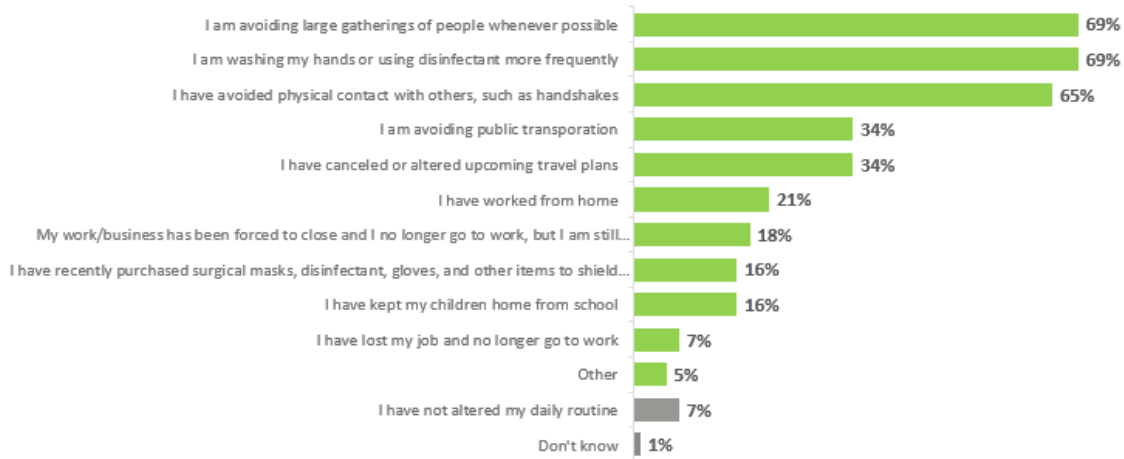


PUBLIC POLL FINDINGS AND METHODOLOGY

ALL ADULT AMERICANS

Behavioral Response to Coronavirus/COVID-19

Have you changed your daily routine in any way specifically because of the coronavirus/COVID-19? Select all that apply



These are the findings of an Ipsos poll conducted between March 26-27, 2020 on behalf of Reuters. For this survey, a sample of 1,112 adults age 18+ from the continental U.S., Alaska, and Hawaii was interviewed online in English. The poll has a credibility interval of plus or minus 3.4 percentage points for all respondents.

For full results, please refer to the following annotated questionnaire:



PUBLIC POLL FINDINGS AND METHODOLOGY

		All Respondents	Democrats	Republicans	Independents
PD1 - P1. Are you currently registered to vote, or not? (Select one)	Yes	81%	85%	91%	78%
	No	15%	12%	9%	20%
	Don't know / Refused	4%	4%	0%	3%
	Total	1112	472	417	111
Do you consider yourself a Democrat, a Republican, an independent or none of these?	Democrat	43%	100%	0%	0%
	Republican	36%	0%	100%	0%
	Independent	10%	0%	0%	100%
	None/DK	11%	0%	0%	0%
	Total	1112	472	417	111
S8 / SC8. In your opinion, what is the most important problem facing the U.S. today? (Select from below or write in)	Economy generally	17%	14%	22%	18%
	Unemployment / lack of jobs	5%	5%	2%	9%
	War / foreign conflicts	1%	2%	2%	0%
	Immigration	7%	3%	13%	6%
	Terrorism / terrorist attacks	3%	2%	5%	2%
	Healthcare	26%	35%	17%	29%
	Energy issues	1%	2%	1%	2%
	Morality	5%	4%	7%	4%
	Education	4%	4%	5%	2%
	Crime	3%	2%	3%	2%
	Environment	6%	8%	3%	4%
	Other	17%	17%	18%	18%
	Don't know	4%	3%	2%	5%
	Total	1111	472	416	111
CP1a_1. Generally speaking, would you say the following things are heading in the right direction, or are they off on the wrong track? The national economy	Right direction	30%	11%	60%	19%
	Wrong track	51%	72%	26%	60%
	Don't know	19%	16%	14%	21%
	Total	1112	472	417	111



PUBLIC POLL FINDINGS AND METHODOLOGY

		All Respondents	Democrats	Republicans	Independents
CP1a_2. Generally speaking, would you say the following things are heading in the right direction, or are they off on the wrong track? Employment and jobs	Right direction	38%	20%	66%	25%
	Wrong track	45%	63%	23%	55%
	Don't know	17%	17%	11%	20%
	Total	1112	472	417	111
CP1a_3. Generally speaking, would you say the following things are heading in the right direction, or are they off on the wrong track? Immigration policy	Right direction	29%	10%	58%	21%
	Wrong track	50%	72%	25%	52%
	Don't know	21%	19%	16%	27%
	Total	1112	472	417	111
CP1a_4. Generally speaking, would you say the following things are heading in the right direction, or are they off on the wrong track? Healthcare system	Right direction	26%	16%	41%	17%
	Wrong track	54%	71%	36%	60%
	Don't know	20%	13%	23%	23%
	Total	1112	472	417	111
TM1825Y20. As you may know, many states and local governments have issued "stay at home" or "shelter in place" orders for their residents as a result of the coronavirus/COVID-19. National leaders have also promoted a policy of social distancing and have given "stay at home" guidance. Recently, some national leaders said they want to see the country back at work before April 12, 2020. Some doctors and public health officials have expressed concern over the country going back to before April 12, 2020, noting that it is too soon, and the coronavirus/COVID-19 will continue to spread rapidly. Which of the following comes closest to your opinion?	1. We should end the "shelter in place" and "stay at home" orders/guidance as soon as possible to get the economy going again, despite doctors' and public health officials' concerns over the potential rapid spread of the coronavirus/COVID-19	19%	11%	30%	19%
	We should continue the "shelter in place" and "stay at home" orders/guidance until the doctors and public health officials say it is safe, despite impact to the economy	81%	89%	70%	81%
	Total	1112	472	417	111



PUBLIC POLL FINDINGS AND METHODOLOGY

		All Respondents	Democrats	Republicans	Independents
TM1826Y20. Do you approve or disapprove of the way your state's governor is handling the following issues? ... The region's economy :	Strongly approve	14%	13%	16%	11%
	Somewhat approve	22%	26%	21%	12%
	Lean towards approve	23%	23%	24%	25%
	Lean towards disapprove	14%	12%	13%	21%
	Somewhat disapprove	6%	5%	7%	6%
	Strongly disapprove	8%	8%	9%	11%
	Don't know	14%	13%	9%	14%
	Total	1112	472	417	111
TM1826Y20. Do you approve or disapprove of the way your state's governor is handling the following issues? ... The healthcare system :	Strongly approve	14%	15%	16%	8%
	Somewhat approve	21%	23%	19%	22%
	Lean towards approve	20%	21%	21%	20%
	Lean towards disapprove	13%	12%	15%	15%
	Somewhat disapprove	8%	9%	7%	10%
	Strongly disapprove	9%	8%	11%	8%
	Don't know	14%	11%	11%	17%
	Total	1112	472	417	111
TM1826Y20. Do you approve or disapprove of the way your state's governor is handling the following issues? ... Employment and jobs :	Strongly approve	14%	13%	17%	10%
	Somewhat approve	22%	25%	24%	12%
	Lean towards approve	22%	22%	23%	28%
	Lean towards disapprove	12%	12%	11%	14%
	Somewhat disapprove	7%	7%	7%	10%
	Strongly disapprove	8%	7%	10%	8%
	Don't know	14%	13%	8%	18%
	Total	1112	472	417	111
TM1826Y20. Do you approve or disapprove of the way your state's governor is handling the following issues? ... Coronavirus/COVID-19 :	Strongly approve	27%	32%	25%	21%
	Somewhat approve	22%	22%	23%	18%
	Lean towards approve	20%	18%	22%	22%
	Lean towards disapprove	9%	7%	11%	8%
	Somewhat disapprove	6%	6%	7%	8%
	Strongly disapprove	10%	10%	9%	12%
	Don't know	7%	5%	4%	10%
	Total	1112	472	417	111

PUBLIC POLL FINDINGS AND METHODOLOGY

		All Respondents	Democrats	Republicans	Independents
TM1827Y20. Which of the following comes closest to your opinion about your state's local leaders?	The local leaders should be doing more to enforce or issue "shelter in place" or "stay at home" orders/guidance	83%	91%	74%	81%
	The local leaders should not be issuing "shelter in place" or "stay at home" orders/guidance at all	17%	9%	26%	19%
	Total	1112	472	417	111
TM1828Y20. How likely are you to follow the recommendations and guidance regarding the coronavirus/COVID-19 outbreak from the following people or organizations?...The Center for Disease Control (CDC) :	Very likely	64%	70%	62%	54%
	Somewhat likely	25%	22%	28%	30%
	Not very likely	5%	4%	5%	5%
	Not at all likely	2%	2%	2%	0%
	Not sure	4%	3%	2%	11%
	Total	1112	472	417	111
TM1828Y20. How likely are you to follow the recommendations and guidance regarding the coronavirus/COVID-19 outbreak from the following people or organizations?...President Trump :	Very likely	31%	10%	58%	28%
	Somewhat likely	22%	16%	26%	26%
	Not very likely	15%	22%	7%	19%
	Not at all likely	24%	44%	5%	17%
	Not sure	8%	8%	4%	9%
	Total	1112	472	417	111
TM1828Y20. How likely are you to follow the recommendations and guidance regarding the coronavirus/COVID-19 outbreak from the following people or organizations?...Your state's governor :	Very likely	51%	56%	49%	41%
	Somewhat likely	31%	31%	31%	37%
	Not very likely	9%	7%	12%	10%
	Not at all likely	4%	2%	5%	6%
	Not sure	4%	3%	3%	6%
	Total	1112	472	417	111



PUBLIC POLL FINDINGS AND METHODOLOGY

		All Respondents	Democrats	Republicans	Independents
TM1828Y20. How likely are you to follow the recommendations and guidance regarding the coronavirus/COVID-19 outbreak from the following people or organizations?...Your city/town's mayor :	Very likely	44%	46%	41%	38%
	Somewhat likely	36%	38%	37%	37%
	Not very likely	10%	7%	12%	14%
	Not at all likely	3%	2%	4%	6%
	Not sure	7%	6%	5%	6%
	Total	1112	472	417	111
TM1828Y20. How likely are you to follow the recommendations and guidance regarding the coronavirus/COVID-19 outbreak from the following people or organizations?...Local police/sheriffs :	Very likely	47%	47%	47%	41%
	Somewhat likely	35%	36%	37%	34%
	Not very likely	11%	9%	11%	12%
	Not at all likely	3%	3%	2%	5%
	Not sure	5%	4%	3%	8%
	Total	1112	472	417	111
TM1828Y20. How likely are you to follow the recommendations and guidance regarding the coronavirus/COVID-19 outbreak from the following people or organizations?...Local doctors/healthcare workers :	Very likely	66%	71%	62%	62%
	Somewhat likely	26%	22%	30%	28%
	Not very likely	4%	4%	4%	5%
	Not at all likely	2%	0%	2%	0%
	Not sure	3%	2%	2%	5%
	Total	1112	472	417	111
TM1815Y20. How concerned are you personally about the spread of coronavirus/COVID-19?	Very concerned	48%	60%	41%	38%
	Somewhat concerned	38%	33%	42%	42%
	Not very concerned	9%	5%	14%	11%
	Not at all concerned	3%	1%	2%	9%
	Don't know	1%	1%	1%	1%
	Total	1112	472	417	111



PUBLIC POLL FINDINGS AND METHODOLOGY

		All Respondents	Democrats	Republicans	Independents
TM1816Y20. What concerns you most about the coronavirus/COVID-19?	Normal disruptions to my routine - like school closures, activity cancellations, etc.	5%	3%	6%	6%
	Fear for my personal health and well-being	12%	12%	11%	15%
	Fear for my family members' health and well-being	35%	32%	38%	35%
	Concerns about continued economic disruption leading a recession	12%	10%	17%	9%
	Not enough access to medical care/ICU areas to care for the sick	15%	20%	10%	12%
	People are stockpiling necessities like food, medicine, and hygiene products like toilet paper	14%	13%	15%	10%
	The federal government's response	7%	9%	3%	10%
	My local government's response	1%	1%	1%	2%
	Total	959	438	341	90
TM1814Y20_1. Which of the following, if any, should the federal government do to reduce the risk of coronavirus/COVID-19 infection in the U.S.? Close public schools	No	50%	45%	51%	60%
	Yes	50%	55%	49%	40%
	Total	1112	472	417	111



PUBLIC POLL FINDINGS AND METHODOLOGY

		All Respondents	Democrats	Republicans	Independents
TM1814Y20_2. Which of the following, if any, should the federal government do to reduce the risk of coronavirus/COVID-19 infection in the U.S.? Close all non-essential government offices	No	57%	54%	57%	67%
	Yes	43%	46%	43%	33%
	Total	1112	472	417	111
TM1814Y20_3. Which of the following, if any, should the federal government do to reduce the risk of coronavirus/COVID-19 infection in the U.S.? Shut down all overseas flights	No	48%	51%	41%	57%
	Yes	52%	49%	59%	43%
	Total	1112	472	417	111
TM1814Y20_4. Which of the following, if any, should the federal government do to reduce the risk of coronavirus/COVID-19 infection in the U.S.? Enforce a curfew to keep people at home in the evening	No	70%	65%	75%	79%
	Yes	30%	35%	25%	21%
	Total	1112	472	417	111
TM1814Y20_5. Which of the following, if any, should the federal government do to reduce the risk of coronavirus/COVID-19 infection in the U.S.? Shut down all public gatherings of a few hundred people or more	No	46%	41%	45%	57%
	Yes	54%	59%	55%	43%
	Total	1112	472	417	111



PUBLIC POLL FINDINGS AND METHODOLOGY

		All Respondents	Democrats	Republicans	Independents
TM1814Y20_6. Which of the following, if any, should the federal government do to reduce the risk of coronavirus/COVID-19 infection in the U.S.? Shut down public transportation	No	71%	70%	70%	78%
	Yes	29%	30%	30%	22%
	Total	1112	472	417	111
TM1814Y20_7. Which of the following, if any, should the federal government do to reduce the risk of coronavirus/COVID-19 infection in the U.S.? Increase spending on medical research	No	54%	45%	60%	61%
	Yes	46%	55%	40%	39%
	Total	1112	472	417	111
TM1814Y20_8. Which of the following, if any, should the federal government do to reduce the risk of coronavirus/COVID-19 infection in the U.S.? Expand testing for coronavirus/COVID-19 across the country	No	34%	26%	40%	35%
	Yes	66%	74%	60%	65%
	Total	1112	472	417	111
TM1814Y20_9. Which of the following, if any, should the federal government do ...? Clear experimental vaccines and other untested treatments for immediate use on people	No	72%	77%	64%	74%
	Yes	28%	23%	36%	26%
	Total	1112	472	417	111



PUBLIC POLL FINDINGS AND METHODOLOGY

		All Respondents	Democrats	Republicans	Independents
TM1814Y20_10. Which of the following, if any, should the federal government do to reduce the risk of coronavirus/COVID-19 infection in the U.S.? None of these	No	96%	97%	97%	94%
	Yes	4%	3%	3%	6%
	Total	1112	472	417	111
TM1806Y20_1. Have you changed your daily routine in any way specifically because of the coronavirus/COVID-19? Select all that apply. I have kept my children home from school	No	84%	82%	85%	89%
	Yes	16%	18%	15%	11%
	Total	1112	472	417	111
TM1806Y20_2. Have you changed your daily routine in any way specifically because of the coronavirus/COVID-19? Select all that apply. I have worked from home	No	79%	76%	80%	76%
	Yes	21%	24%	20%	24%
	Total	1112	472	417	111
TM1806Y20_3. Have you changed your daily routine in any way specifically because of the coronavirus/COVID-19? Select all that apply. I have canceled or altered upcoming travel plans	No	66%	65%	63%	73%
	Yes	34%	35%	37%	27%
	Total	1112	472	417	111



PUBLIC POLL FINDINGS AND METHODOLOGY

		All Respondents	Democrats	Republicans	Independents
TM1806Y20_4. Have you changed your daily routine in any way specifically because of the coronavirus/COVID-19? Select all that apply. I have recently purchased surgical masks... other items to shield me from the virus	No	84%	83%	83%	90%
	Yes	16%	17%	17%	10%
	Total	1112	472	417	111
TM1806Y20_5. Have you changed your daily routine in any way specifically because of the coronavirus/COVID-19? Select all that apply. I have avoided physical contact with others, such as handshakes	No	35%	29%	34%	40%
	Yes	65%	71%	66%	60%
	Total	1112	472	417	111
TM1806Y20_6. Have you changed your daily routine in any way specifically because of the coronavirus/COVID-19? Select all that apply. I am washing my hands or using disinfectant more frequently	No	31%	24%	34%	41%
	Yes	69%	76%	66%	59%
	Total	1112	472	417	111
TM1806Y20_7. Have you changed your daily routine in any way specifically because of the coronavirus/COVID-19? Select all that apply. I am avoiding large gatherings of people whenever possible	No	31%	25%	33%	39%
	Yes	69%	75%	67%	61%
	Total	1112	472	417	111



PUBLIC POLL FINDINGS AND METHODOLOGY

		All Respondents	Democrats	Republicans	Independents
TM1806Y20_8. Have you changed your daily routine in any way specifically because of the coronavirus/COVID-19? Select all that apply. I am avoiding public transportation	No	66%	62%	67%	72%
	Yes	34%	38%	33%	28%
	Total	1112	472	417	111
TM1806Y20_9. Have you changed your daily routine in any way specifically because of the coronavirus/COVID-19? Select all that apply. I have lost my job and no longer go to work.	No	93%	91%	95%	96%
	Yes	7%	9%	5%	4%
	Total	1112	472	417	111
TM1806Y20_10. Have you changed your daily routine in any way specifically because of the coronavirus/COVID-19? My work/business has been forced to close and I no longer go to work, but I am still employed by them	No	82%	80%	84%	87%
	Yes	18%	20%	16%	13%
	Total	1112	472	417	111
TM1806Y20_11. Have you changed your daily routine in any way specifically because of the coronavirus/COVID-19? Select all that apply. Other	No	95%	95%	95%	98%
	Yes	5%	5%	5%	2%
	Total	1112	472	417	111



PUBLIC POLL FINDINGS AND METHODOLOGY

		All Respondents	Democrats	Republicans	Independents
TM1806Y20_12. Have you changed your daily routine in any way specifically because of the coronavirus/COVID-19? Select all that apply. I have not altered my daily routine.	No	93%	96%	94%	90%
	Yes	7%	4%	6%	10%
	Total	1112	472	417	111
TM1806Y20_13. Have you changed your daily routine in any way specifically because of the coronavirus/COVID-19? Select all that apply. Don't know.	No	99%	99%	99%	98%
	Yes	1%	1%	1%	2%
	Total	1112	472	417	111
TM1817Y20_1. Please indicate how much you agree or disagree with the following statements about coronavirus/COVID-19 outbreak...People are unnecessarily panicking over the coronavirus/COVID-19	Strongly agree	16%	12%	19%	18%
	Somewhat agree	34%	26%	43%	37%
	Somewhat disagree	21%	25%	18%	14%
	Strongly disagree	26%	35%	19%	25%
	Not sure	3%	2%	2%	5%
	Total	1112	472	417	111
TM1817Y20_2. Please indicate how much you agree or disagree with the following statements about coronavirus/COVID-19 outbreak...It's just nature taking its course	Strongly agree	9%	5%	11%	11%
	Somewhat agree	31%	29%	33%	38%
	Somewhat disagree	25%	27%	26%	16%
	Strongly disagree	27%	32%	24%	24%
	Not sure	9%	7%	7%	11%
	Total	1112	472	417	111
TM1817Y20_3. Please indicate how much you agree/disagree...about coronavirus/COVID-19 outbreak...This is panic created by the media over something that isn't really a big deal for most people	Strongly agree	14%	8%	21%	12%
	Somewhat agree	26%	17%	34%	29%
	Somewhat disagree	22%	22%	23%	20%
	Strongly disagree	35%	50%	20%	28%
	Not sure	4%	3%	2%	10%
	Total	1112	472	417	111



PUBLIC POLL FINDINGS AND METHODOLOGY

		All Respondents	Democrats	Republicans	Independents
TM1817Y20_4. Please indicate how much you agree or disagree with the following statements about coronavirus/COVID-19 outbreak....The federal government is doing a good job responding to the outbreak	Strongly agree	21%	8%	38%	18%
	Somewhat agree	36%	31%	42%	35%
	Somewhat disagree	18%	24%	10%	20%
	Strongly disagree	20%	33%	7%	19%
	Not sure	5%	4%	2%	8%
	Total	1112	472	417	111
TM1817Y20_5. Please indicate how much you agree or disagree with the following statements about coronavirus/COVID-19 outbreak. The coronavirus/COVID-19 is a serious threat to me and my family	Strongly agree	35%	43%	28%	29%
	Somewhat agree	36%	35%	37%	39%
	Somewhat disagree	19%	15%	24%	15%
	Strongly disagree	7%	4%	9%	12%
	Not sure	3%	2%	3%	6%
	Total	1112	472	417	111
TM1808Y20. Has the coronavirus/COVID-19 impacted your work or business in any way?	Yes	58%	61%	57%	57%
	No	36%	34%	39%	36%
	Don't know	6%	5%	4%	8%
	Total	1112	472	417	111
TM1809Y20_1. How has the coronavirus/COVID-19 impacted your work or business? Select all that apply. Sales have decreased	No	75%	74%	76%	71%
	Yes	25%	26%	24%	29%
	Total	681	302	247	67
TM1809Y20_2. How has the coronavirus/COVID-19 impacted your work or business? Select all that apply. Conferences or other meetings have been cancelled or postponed	No	72%	70%	72%	73%
	Yes	28%	30%	28%	27%
	Total	681	302	247	67



PUBLIC POLL FINDINGS AND METHODOLOGY

		All Respondents	Democrats	Republicans	Independents
TM1809Y20_3. How has the coronavirus/COVID-19 impacted your work or business? Select all that apply. Problems with supply chains, such as decreased availability from usual suppliers	No	78%	80%	76%	73%
	Yes	22%	20%	24%	27%
	Total	681	302	247	67
TM1809Y20_4. How has the coronavirus/COVID-19 impacted your work or business? Select all that apply. Staff shortages due to illness	No	85%	87%	86%	79%
	Yes	15%	13%	14%	21%
	Total	681	302	247	67
TM1809Y20_5. How has the coronavirus/COVID-19 impacted your work or business? Select all that apply. I have been asked to work from home	No	70%	66%	73%	68%
	Yes	30%	34%	27%	32%
	Total	681	302	247	67
TM1809Y20_6. How has the coronavirus/COVID-19 impacted your work or business? Select all that apply. My business has been forced to close by local officials	No	74%	72%	77%	80%
	Yes	26%	28%	23%	20%
	Total	681	302	247	67
TM1809Y20_7. How has the coronavirus/COVID-19 impacted your work or business? Select all that apply. I have lost my job	No	87%	88%	89%	87%
	Yes	13%	12%	11%	13%
	Total	681	302	247	67
TM1809Y20_8. How has the coronavirus/COVID-19 impacted your work or business? Select all that apply. Other	No	83%	83%	83%	84%
	Yes	17%	17%	17%	16%
	Total	681	302	247	67



PUBLIC POLL FINDINGS AND METHODOLOGY

About the Study

These are some of the findings of an Ipsos poll conducted between March 26-27, 2020, on behalf of USA Today. For this survey, a sample of 1,112 adults age 18+ from the continental U.S., Alaska, and Hawaii was interviewed online in English. The sample includes 472 Democrats, 417 Republicans, and 111 Independents.

The sample for this study was randomly drawn from Ipsos' online panel (see link below for more info on "Access Panels and Recruitment"), partner online panel sources, and "river" sampling (see link below for more info on the Ipsos "Ampario Overview" sample method) and does not rely on a population frame in the traditional sense. Ipsos uses fixed sample targets, unique to each study, in drawing a sample. After a sample has been obtained from the Ipsos panel, Ipsos calibrates respondent characteristics to be representative of the U.S. Population using standard procedures such as raking-ratio adjustments. The source of these population targets is U.S. Census 2016 American Community Survey data. The sample drawn for this study reflects fixed sample targets on demographics. Posthoc weights were made to the population characteristics on gender, age, race/ethnicity, region, and education.

Statistical margins of error are not applicable to online non-probability polls. All sample surveys and polls may be subject to other sources of error, including, but not limited to coverage error and measurement error. Where figures do not sum to 100, this is due to the effects of rounding. The precision of Ipsos online polls is measured using a credibility interval. In this case, the poll has a credibility interval of plus or minus 3.4 percentage points for all respondents. Ipsos calculates a design effect (DEFF) for each study based on the variation of the weights, following the formula of Kish (1965). This study had a credibility interval adjusted for design effect of the following (n=1,112, DEFF=1.5, adjusted Confidence Interval=+/-5.0 percentage points).

The poll also has a credibility interval of plus or minus 5.1 percentage points for Democrats, plus or minus 5.5 percentage points for Republicans, and plus or minus 10.6 percentage points for Independents.

For more information on this news release, please contact:

Chris Jackson
Vice President, US
Public Affairs
+1 202 420-2025
chris.jackson@ipsos.com

Kate Silverstein
Media Relations Specialist, US
Public Affairs
+1 718 755-8829
kate.silverstein@ipsos.com



PUBLIC POLL FINDINGS AND METHODOLOGY

About Ipsos

Ipsos is the world's third largest market research company, present in 90 markets and employing more than 18,000 people.

Our passionately curious research professionals, analysts and scientists have built unique multi-specialist capabilities that provide true understanding and powerful insights into the actions, opinions and motivations of citizens, consumers, patients, customers or employees. We serve more than 5000 clients across the world with 75 business solutions.

Founded in France in 1975, Ipsos is listed on the Euronext Paris since July 1st, 1999. The company is part of the SBF 120 and the Mid-60 index and is eligible for the Deferred Settlement Service (SRD).

ISIN code FR0000073298, Reuters ISOS.PA, Bloomberg IPS:FP www.ipsos.com