

A graphic of a globe made of puzzle pieces, each with a different icon representing various global issues like war, poverty, and environment. The word "WORLD" is written in large white letters across the globe.

2020



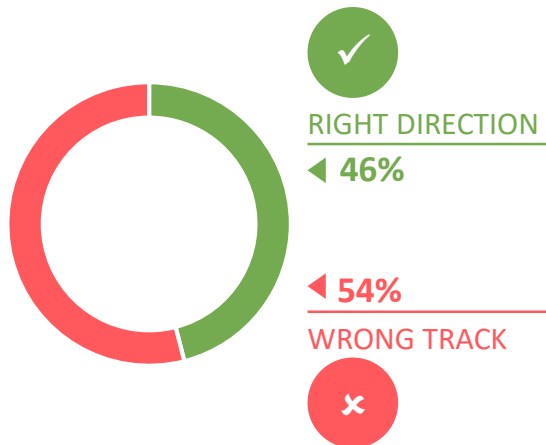
WORLD SUMMARY: APRIL 2020

The majority (54%) of people around the world think things in their country are on the wrong track.

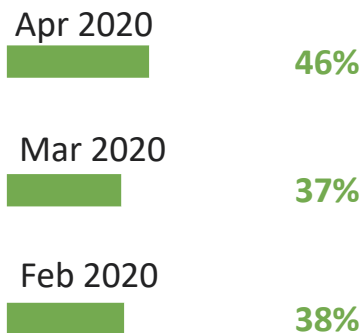
Coronavirus (COVID-19) currently occupies the top spot for global concern with 61% saying this.

Generally speaking, would you say things in this country are heading in the right direction, or are they off on the wrong track?

**RIGHT DIRECTION/
WRONG TRACK**
April 2020



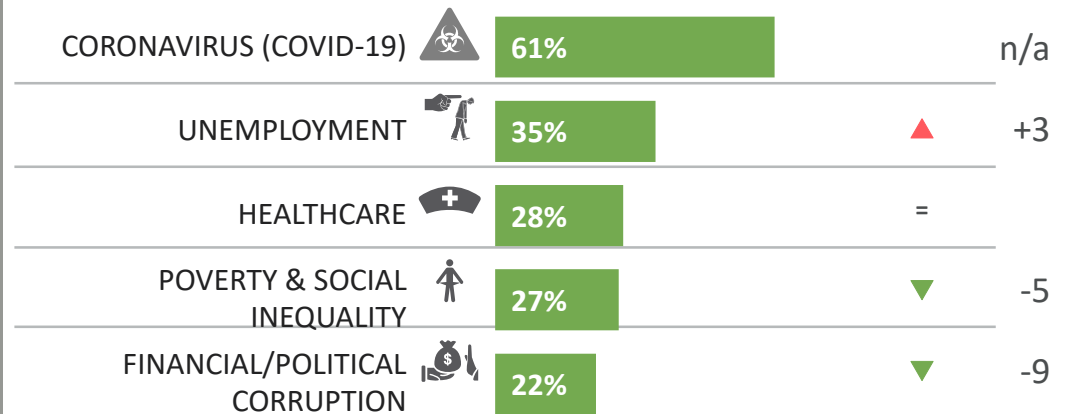
RIGHT DIRECTION



Which three of the following topics do you find the most worrying in your country?*

*% change compared
with previous month:*

Mar 2020



Base: Representative sample of British adults aged 16-74. c.19505 per month

Source: Global Advisor

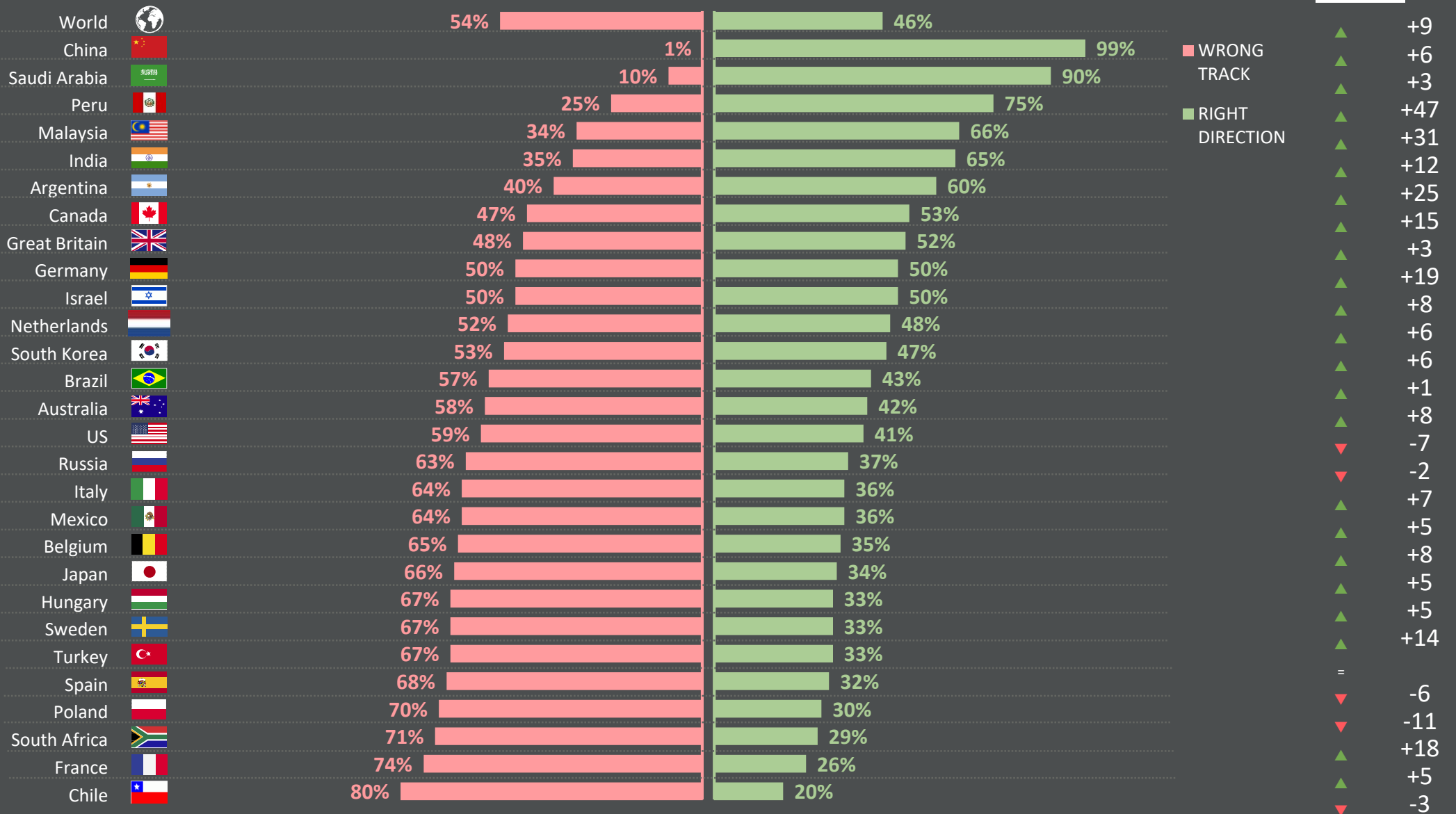
*Please note that participants in China were not shown the full list of topics for this question. Financial/political corruption, poverty and social inequality, taxes, and rise of extremism were excluded from the list shown to Chinese participants.

COUNTRY COMPARISON

RIGHT DIRECTION/WRONG TRACK

% change compared with previous month:

Mar 2020



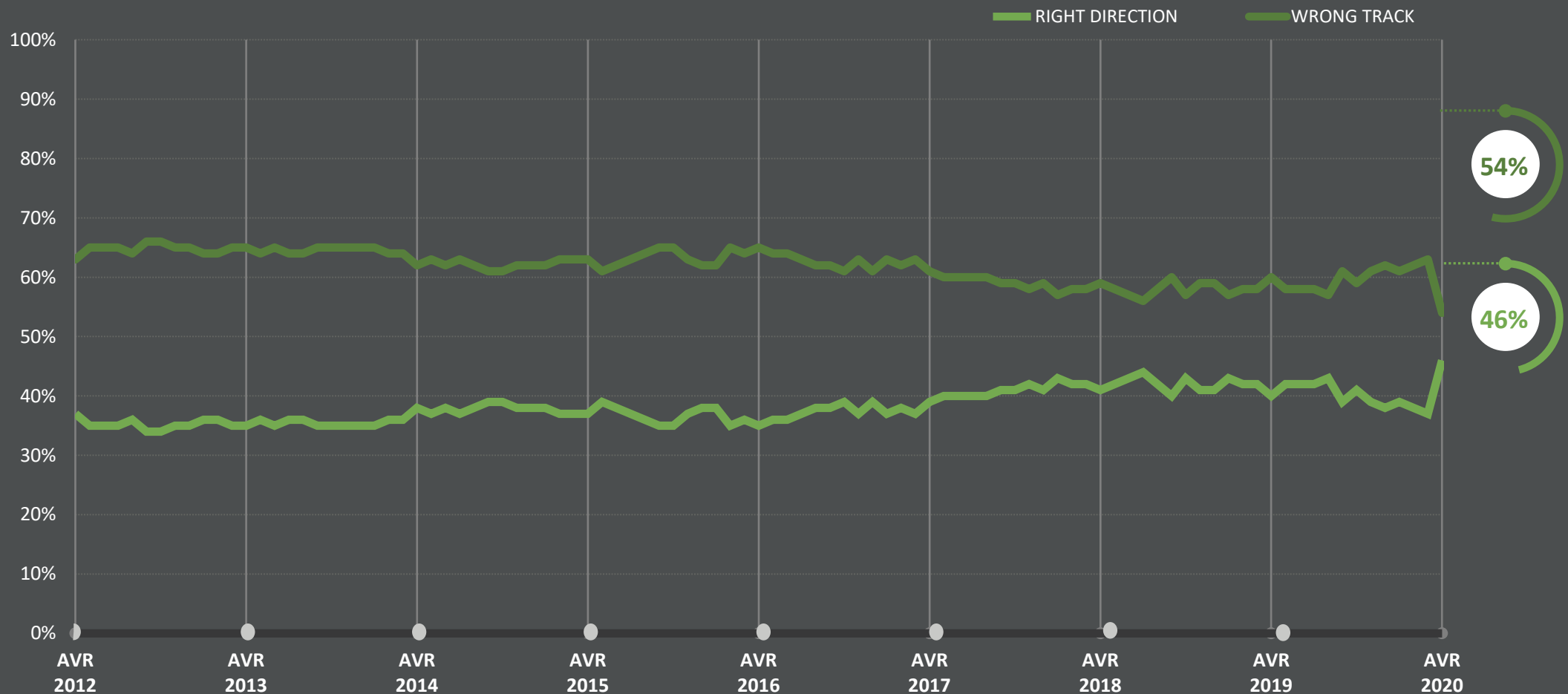
Base: Representative sample of 19,505 adults aged 16-74 in 28 participating countries, March 20th 2020 - April 3rd 2020.

Source: Global Advisor

© Ipsos | What Worries the World | April 2020

WORLD: RIGHT DIRECTION/ WRONG TRACK

Generally speaking, would you say things in this country are heading in the right direction, or are they off on the wrong track?



Base: Representative sample of British adults aged 16-74. c.19505 per month

Source: Global Advisor

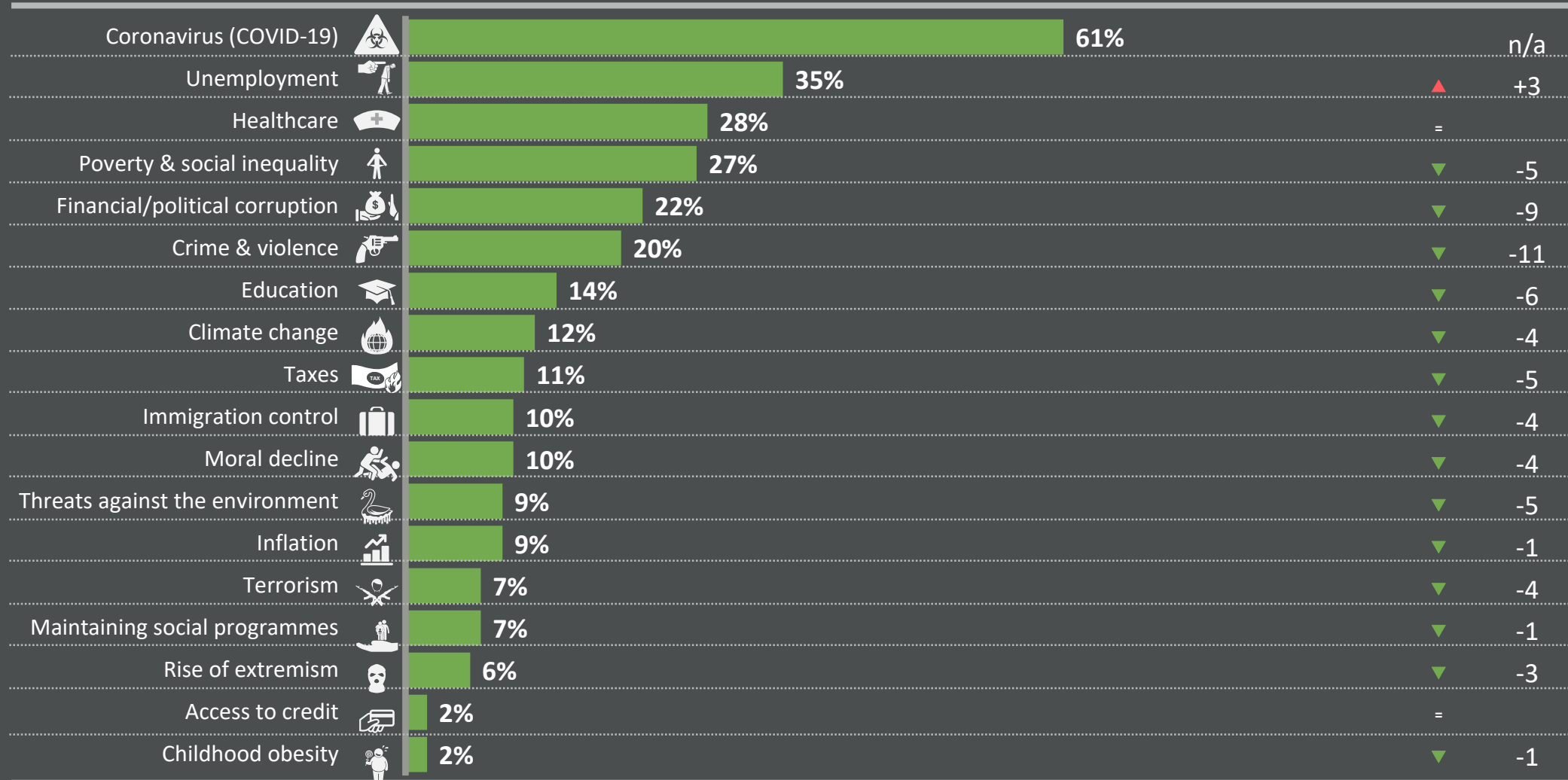
WORLD WORRIES

Which three of the following topics do you find the most worrying in your country?

% change compared with previous month:

Mentioned in April 2020 (%)

Mar 2020



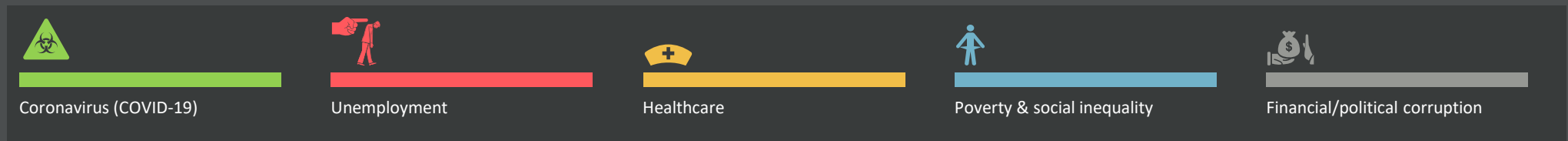
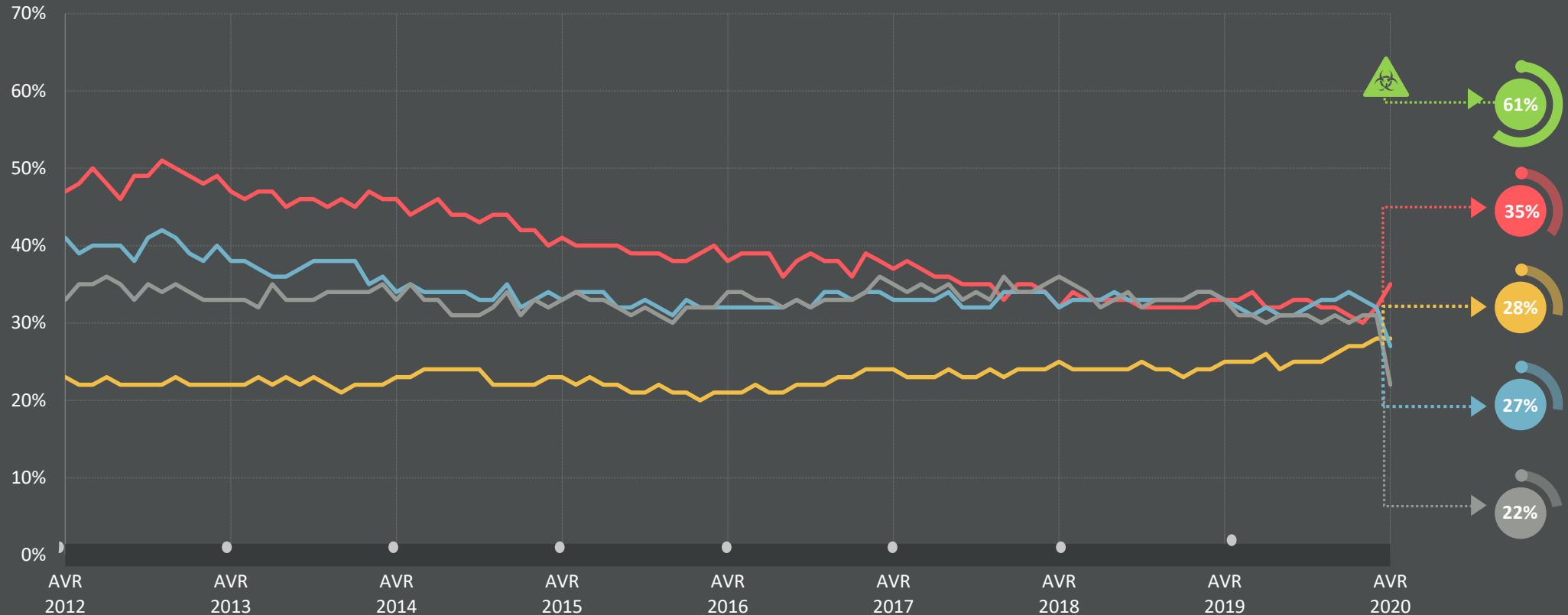
Base: Representative sample of adults aged 16-74. April 2020: 19,505; March 2020: 20,533.

Source: Global Advisor

THE WORLD'S CURRENT TOP 5 WORRIES:

LONG-TERM TRENDS

Which three of the following topics do you find the most worrying in your country?



Base: Representative sample of adults aged 16-64, c.18,000-20,000 per month.

Source: Global Advisor

WORLD WORRIES

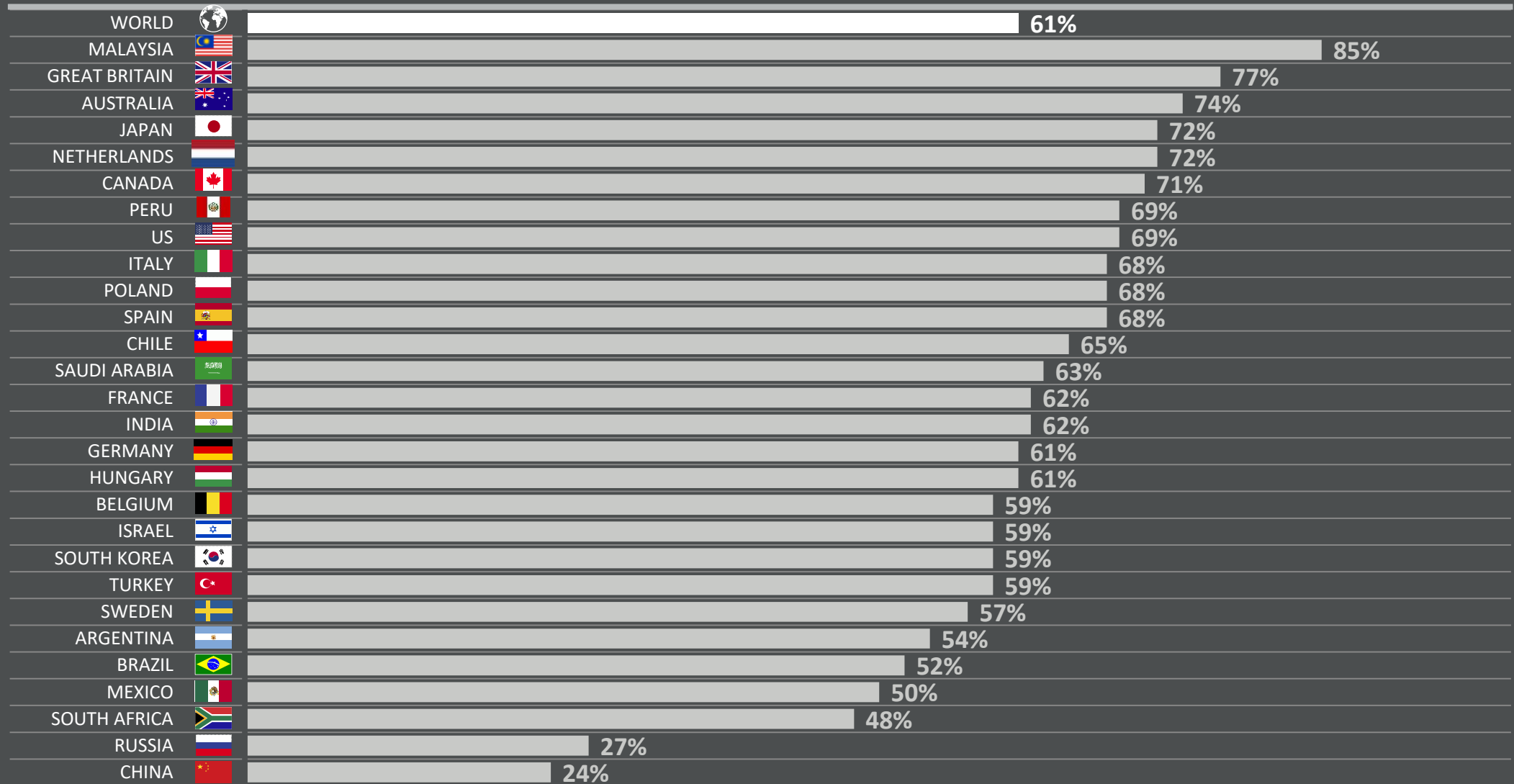
1 | CORONAVIRUS (COVID-19)

Which three of the following topics do you find the most worrying in your country?

% change compared
with previous month:

(%) worried in April 2020 in each country

Mar 2020



Base: Representative sample of adults aged 16-74 in 28 participating countries. April 2020: 19,505; March 2020: 20,533.

Source: Global Advisor

WORLD WORRIES

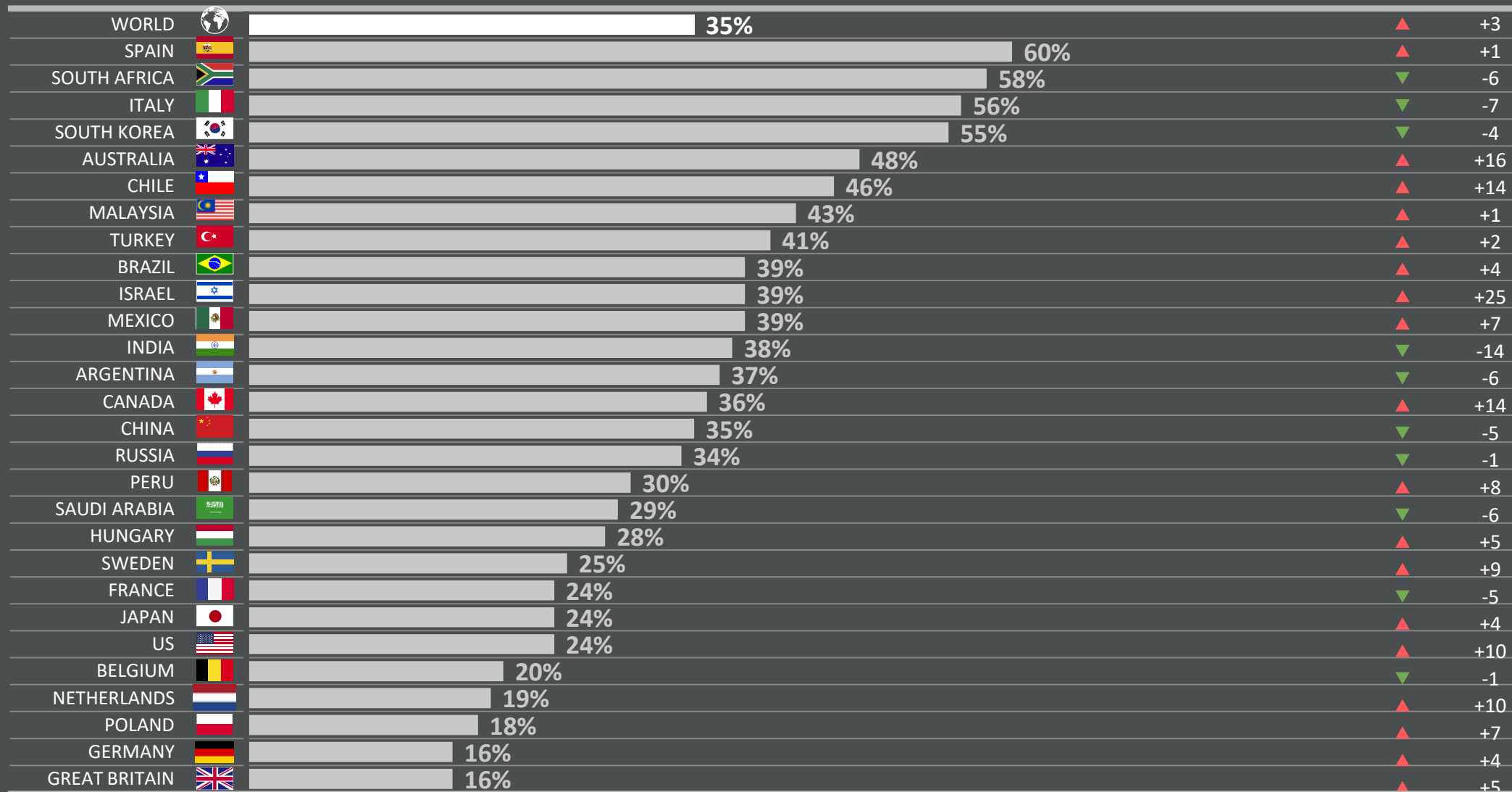
2 | UNEMPLOYMENT AND JOBS

Which three of the following topics do you find the most worrying in your country?

% change compared with previous month:

(%) worried in April 2020 in each country

Mar 2020



Base: Representative sample of adults aged 16-74 in 28 participating countries. April 2020: 19,505; March 2020: 20,533.

Source: Global Advisor

WORLD WORRIES






























3 | HEALTHCARE

Which three of the following topics do you find the most worrying in your country?

% change compared
with previous month:

(%) worried in April 2020 in each country

Mar 2020

WORLD		28%	=	
HUNGARY		59%	▼	-6
POLAND		51%	▼	-2
BRAZIL		46%	▼	-2
SPAIN		44%	▲	+16
GREAT BRITAIN		43%	▼	-1
US		40%	▲	+3
CANADA		38%	▼	-7
NETHERLANDS		37%	▼	-1
ISRAEL		32%	=	
AUSTRALIA		31%	▲	+2
CHINA		30%	▲	+5
RUSSIA		30%	▼	-8
CHILE		27%	▼	-3
FRANCE		27%	▲	+8
SWEDEN		27%	▼	-5
ITALY		26%	▲	+1
BELGIUM		21%	▼	-4
GERMANY		21%	▲	+5
MEXICO		19%	▲	+1
PERU		19%	▼	-1
SOUTH AFRICA		19%	▲	+2
JAPAN		18%	▼	-8
ARGENTINA		16%	▲	+7
INDIA		16%	▲	+5
MALAYSIA		16%	▲	+1
SAUDI ARABIA		13%	▼	-3
SOUTH KOREA		6%	▼	-11
TURKEY		4%	▲	+2

Base: Representative sample of adults aged 16-74 in 28 participating countries. April 2020: 19,505; March 2020: 20,533.

Source: Global Advisor

WORLD WORRIES





























4 | POVERTY & SOCIAL INEQUALITY

Which three of the following topics do you find the most worrying in your country?

% change compared
with previous month:

(%) worried in April 2020 in each country

Mar 2020

WORLD		27%	▼	-5
RUSSIA		61%	▲	+1
CHILE		46%	▼	-3
ARGENTINA		36%	▼	-3
TURKEY		36%	▲	+7
MEXICO		35%	▼	-4
HUNGARY		34%	▼	-11
GERMANY		33%	▼	-13
BRAZIL		32%	=	
FRANCE		32%	▼	-7
BELGIUM		29%	▼	-5
PERU		29%	=	
SOUTH AFRICA		29%	▼	-3
SOUTH KOREA		28%	▼	-10
JAPAN		27%	▼	-6
NETHERLANDS		25%	▼	-7
GREAT BRITAIN		24%	▼	-6
ITALY		24%	▼	-3
INDIA		23%	▼	-3
SPAIN		21%	▼	-12
ISRAEL		20%	▼	-10
SWEDEN		20%	▼	-3
CANADA		19%	▼	-8
MALAYSIA		19%	▼	-9
POLAND		18%	▼	-2
AUSTRALIA		17%	▼	-7
SAUDI ARABIA		14%	▼	-7
US		14%	▼	-2

Base: Representative sample of adults aged 16-74 in 28 participating countries. April 2020: 19,505; March 2020: 20,533.

Source: Global Advisor

WORLD WORRIES





























5 | FINANCIAL/POLITICAL CORRUPTION

Which three of the following topics do you find the most worrying in your country?

% change compared
with previous month:

(%) worried in April 2020 in each country

Mar 2020

WORLD		22%	▼	-9
RUSSIA		51%	▼	-2
SOUTH AFRICA		44%	▼	-17
PERU		39%	▼	-14
HUNGARY		38%	▼	-10
INDIA		33%	▼	-8
SOUTH KOREA		33%	▼	-7
CHILE		31%	▼	-11
MALAYSIA		30%	▼	-30
BRAZIL		27%	▼	-6
ISRAEL		26%	▼	-8
SPAIN		25%	▼	-12
ARGENTINA		24%	▼	-8
MEXICO		23%	▼	-6
JAPAN		21%	▼	-4
POLAND		21%	▼	-13
BELGIUM		19%	▼	-2
US		19%	▼	-11
TURKEY		18%	=	
SAUDI ARABIA		17%	▼	-5
CANADA		13%	▼	-7
ITALY		13%	▼	-10
FRANCE		12%	▼	-8
AUSTRALIA		11%	▼	-12
GREAT BRITAIN		7%	▼	-4
NETHERLANDS		7%	▼	-2
GERMANY		6%	▼	-4
SWEDEN		5%	▼	-5

Base: Representative sample of adults aged 16-74 in 28 participating countries. April 2020: 19,505; March 2020: 20,533.

Source: Global Advisor

WORLD WORRIES

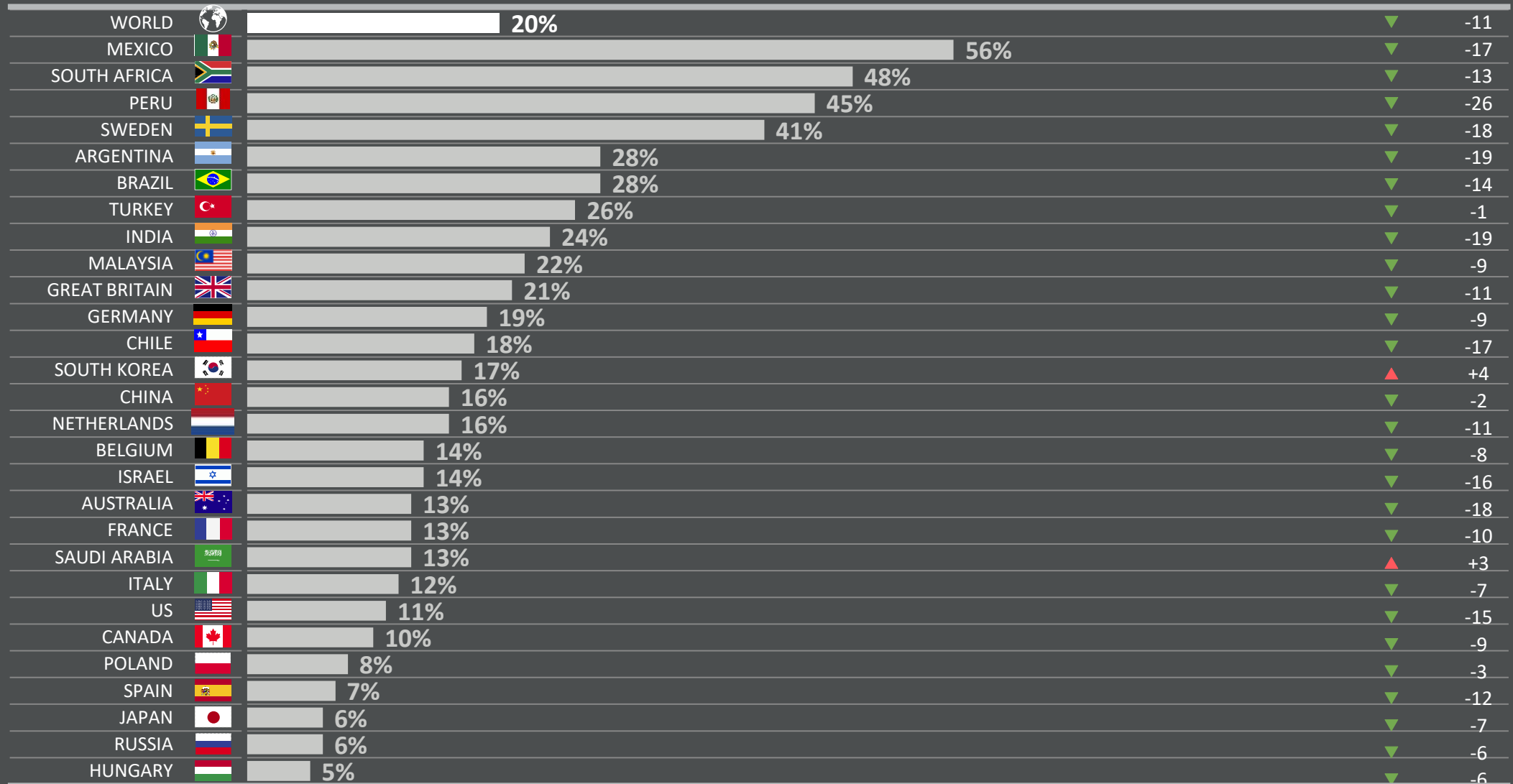
6 | CRIME & VIOLENCE

Which three of the following topics do you find the most worrying in your country?

% change compared
with previous month:

(%) worried in April 2020 in each country

Mar 2020



Base: Representative sample of adults aged 16-74 in 28 participating countries. April 2020: 19,505; March 2020: 20,533.

Source: Global Advisor

WORLD WORRIES






























7 | EDUCATION

Which three of the following topics do you find the most worrying in your country?

% change compared
with previous month:

(%) worried in April 2020 in each country

Mar 2020

WORLD		14%	▼	-6
PERU		25%	▼	-3
CHILE		24%	▼	-18
ARGENTINA		23%	▼	-8
ISRAEL		23%	▼	-14
MEXICO		23%	▼	-3
BRAZIL		22%	▼	-13
TURKEY		21%	▼	-3
CHINA		20%	▼	-6
HUNGARY		19%	▼	-8
SAUDI ARABIA		17%	▼	-2
NETHERLANDS		15%	▼	-11
BELGIUM		14%	▼	-1
INDIA		14%	▼	-2
RUSSIA		14%	▼	-6
SPAIN		13%	▼	-7
CANADA		12%	▼	-7
SOUTH AFRICA		12%	▼	-7
GERMANY		11%	▼	-1
FRANCE		9%	▼	-5
JAPAN		9%	▼	-3
MALAYSIA		9%	▼	-5
US		9%	▼	-3
AUSTRALIA		8%	▼	-5
GREAT BRITAIN		7%	▼	-4
POLAND		7%	▼	-7
ITALY		6%	▼	-5
SOUTH KOREA		6%	▼	-2
SWEDEN		4%	▼	-5

Base: Representative sample of adults aged 16-74 in 28 participating countries. April 2020: 19,505; March 2020: 20,533.

Source: Global Advisor






























8 | CLIMATE CHANGE

Which three of the following topics do you find the most worrying in your country?

% change compared with previous month:

(%) worried in April 2020 in each country

Mar 2020

WORLD		12%	▼	-4
CHINA		26%	▼	-4
AUSTRALIA		25%	▼	-12
FRANCE		22%	▼	-4
CANADA		21%	▼	-12
GERMANY		21%	▼	-7
NETHERLANDS		20%	▼	-6
SWEDEN		19%	▲	+1
GREAT BRITAIN		18%	▼	-11
US		18%	▼	-3
BELGIUM		17%	▼	-7
JAPAN		17%	▼	-10
SAUDI ARABIA		15%	▼	-2
POLAND		14%	▼	-7
INDIA		11%	▼	-2
SPAIN		11%	▼	-9
ITALY		10%	▼	-6
MEXICO		8%	▼	-1
SOUTH KOREA		7%	▼	-7
CHILE		6%	▼	-3
HUNGARY		4%	▼	-5
MALAYSIA		4%	=	
PERU		3%	▼	-5
RUSSIA		3%	▼	-1
ARGENTINA		2%	▼	-1
BRAZIL		2%	▼	-3
ISRAEL		2%	▼	-2
SOUTH AFRICA		2%	▼	-2
TURKEY		1%	▼	-7

Base: Representative sample of adults aged 16-74 in 28 participating countries. April 2020: 19,505; March 2020: 20,533.





























Source: Global Advisor

Which three of the following topics do you find the most worrying in your country?

% change compared
with previous month:

(%) worried in April 2020 in each country

Mar 2020

WORLD		11%	▼	-5
ITALY		27%	▼	-7
BELGIUM		23%	▼	-12
CANADA		20%	▼	-10
JAPAN		18%	▼	-9
POLAND		18%	▼	-4
FRANCE		16%	▼	-8
RUSSIA		16%	▼	-3
ARGENTINA		15%	▼	-1
SOUTH KOREA		14%	▼	-6
TURKEY		14%	▼	-4
NETHERLANDS		12%	▼	-7
BRAZIL		11%	▼	-8
ISRAEL		10%	▼	-11
SAUDI ARABIA		10%	▼	-10
SPAIN		10%	▼	-4
INDIA		9%	▼	-2
MEXICO		8%	▼	-4
US		8%	▼	-10
AUSTRALIA		7%	▼	-7
GERMANY		7%	▼	-3
SWEDEN		6%	▼	-5
GREAT BRITAIN		5%	▼	-4
SOUTH AFRICA		5%	▼	-4
MALAYSIA		4%	▼	-8
CHILE		3%	▼	-2
PERU		3%	▼	-1
HUNGARY		2%	▼	-7

Base: Representative sample of adults aged 16-74 in 28 participating countries. April 2020: 19,505; March 2020: 20,533.

Source: Global Advisor

WORLD WORRIES






























10 | IMMIGRATION CONTROL

Which three of the following topics do you find the most worrying in your country?

% change compared
with previous month:

(%) worried in April 2020 in each country

Mar 2020

WORLD		10%	▼	-4
GERMANY		28%	▲	+1
BELGIUM		23%	▼	-3
SWEDEN		23%	▼	-3
US		21%	▼	-5
CANADA		15%	▼	-4
FRANCE		15%	▼	-5
GREAT BRITAIN		14%	▼	-8
ITALY		14%	▼	-9
NETHERLANDS		14%	▼	-8
AUSTRALIA		13%	▼	-8
TURKEY		13%	▼	-22
PERU		12%	▼	-8
CHINA		10%	=	
HUNGARY		9%	▼	-1
SOUTH AFRICA		7%	▲	+1
SPAIN		7%	▼	-8
INDIA		5%	▼	-1
ISRAEL		5%	▼	-3
JAPAN		5%	▼	-4
MALAYSIA		5%	▼	-1
CHILE		4%	▼	-6
POLAND		4%	▼	-2
SAUDI ARABIA		4%	=	
ARGENTINA		3%	▼	-2
RUSSIA		3%	▼	-2
BRAZIL		2%	=	
SOUTH KOREA		2%	=	
MEXICO		1%	▼	-2

Base: Representative sample of adults aged 16-74 in 28 participating countries. April 2020: 19,505; March 2020: 20,533.

Source: Global Advisor






























11 | MORAL DECLINE

Which three of the following topics do you find the most worrying in your country?

% change compared with previous month:

(%) worried in April 2020 in each country

Mar 2020

WORLD		10%	▼	-4
CHINA		23%	▼	-3
JAPAN		17%	▼	-5
POLAND		15%	▼	-3
SOUTH KOREA		15%	▼	-1
US		15%	▼	-8
GERMANY		14%	▼	-5
MALAYSIA		13%	▼	-9
SAUDI ARABIA		12%	▼	-10
FRANCE		11%	▼	-2
GREAT BRITAIN		11%	▼	-4
ISRAEL		11%	▼	-6
NETHERLANDS		11%	▼	-7
BELGIUM		10%	=	
SWEDEN		10%	▲	+3
RUSSIA		9%	▼	-4
AUSTRALIA		8%	▼	-7
CANADA		8%	▼	-2
HUNGARY		8%	▼	-5
ARGENTINA		7%	▼	-4
INDIA		7%	▼	-3
ITALY		7%	▼	-5
PERU		7%	▼	-4
SOUTH AFRICA		7%	=	
TURKEY		6%	=	
BRAZIL		5%	▼	-1
CHILE		5%	▼	-3
MEXICO		5%	▼	-7
SPAIN		4%	▼	-1

Base: Representative sample of adults aged 16-74 in 28 participating countries. April 2020: 19,505; March 2020: 20,533.

Source: Global Advisor

WORLD WORRIES






























12 | THREATS AGAINST THE ENVIRONMENT

Which three of the following topics do you find the most worrying in your country?

% change compared
with previous month:

(%) worried in April 2020 in each country

Mar 2020

WORLD		9%	▼	-5
CHINA		35%	▼	-4
FRANCE		18%	▼	-4
GERMANY		15%	▼	-6
POLAND		14%	▼	-4
SWEDEN		14%	▼	-4
AUSTRALIA		12%	▼	-6
INDIA		12%	▼	-3
NETHERLANDS		12%	▼	-7
GREAT BRITAIN		10%	▼	-6
CANADA		9%	▼	-6
JAPAN		9%	▼	-4
RUSSIA		9%	▼	-2
SOUTH KOREA		9%	▼	-10
BELGIUM		8%	▼	-5
SAUDI ARABIA		8%	▼	-5
MALAYSIA		7%	▼	-5
MEXICO		7%	▼	-6
US		7%	▼	-4
BRAZIL		6%	▼	-6
ITALY		6%	▼	-6
CHILE		5%	▼	-3
PERU		5%	▼	-10
SPAIN		5%	▼	-5
HUNGARY		3%	▼	-2
ISRAEL		3%	▼	-2
SOUTH AFRICA		3%	=	
ARGENTINA		2%	▼	-2
TURKEY		2%	▼	-5

Base: Representative sample of adults aged 16-74 in 28 participating countries. April 2020: 19,505; March 2020: 20,533.

Source: Global Advisor

WORLD WORRIES






























13 | INFLATION

Which three of the following topics do you find the most worrying in your country?

% change compared
with previous month:

(%) worried in April 2020 in each country

Mar 2020

WORLD		9%	▼	-1
ARGENTINA		38%	▼	-7
CHINA		26%	▲	+2
TURKEY		18%	▼	-6
POLAND		15%	▼	-8
RUSSIA		15%	▲	+4
MALAYSIA		13%	▼	-1
MEXICO		12%	▲	+2
INDIA		9%	▼	-1
SOUTH KOREA		9%	▼	-1
AUSTRALIA		7%	▼	-3
BRAZIL		7%	▼	-1
CANADA		7%	▼	-3
CHILE		6%	=	
GERMANY		6%	=	
SAUDI ARABIA		6%	▼	-4
HUNGARY		5%	▼	-5
JAPAN		5%	▼	-3
BELGIUM		4%	▼	-2
FRANCE		4%	▼	-1
ITALY		4%	▼	-1
PERU		4%	▲	+1
SOUTH AFRICA		4%	▼	-2
US		4%	▼	-1
SWEDEN		3%	=	
GREAT BRITAIN		2%	▼	-2
ISRAEL		2%	▼	-1
NETHERLANDS		2%	=	
SPAIN		2%	=	

Base: Representative sample of adults aged 16-74 in 28 participating countries. April 2020: 19,505; March 2020: 20,533.

Source: Global Advisor

WORLD WORRIES




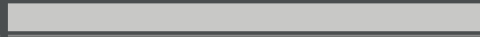




















































14 | TERRORISM

Which three of the following topics do you find the most worrying in your country?

% change compared with previous month:

(%) worried in April 2020 in each country

Mar 2020

WORLD		 7%	▼	-4
ISRAEL		 27%	▼	-11
TURKEY		 18%	▼	-23
SAUDI ARABIA		 16%	▼	-2
FRANCE		 13%	▼	-6
GREAT BRITAIN		 13%	▼	-10
INDIA		 13%	▼	-9
US		 11%	▼	-7
BELGIUM		 10%	▼	-3
CHINA		 9%	=	
GERMANY		 9%	▼	-9
NETHERLANDS		 6%	▼	-4
AUSTRALIA		 5%	▼	-4
MALAYSIA		 5%	▼	-5
SWEDEN		 4%	▼	-9
MEXICO		 3%	▼	-2
BRAZIL		 2%	=	
CANADA		 2%	▼	-4
CHILE		 2%	▼	-4
ITALY		 2%	▼	-1
JAPAN		 2%	▼	-2
PERU		 2%	▼	-2
RUSSIA		 2%	=	
SPAIN		 2%	▼	-2
POLAND		 1%	▼	-4
SOUTH AFRICA		 1%	=	
SOUTH KOREA		 1%	▼	-1
ARGENTINA		*	=	
HUNGARY		*	▼	-6

Base: Representative sample of adults aged 16-74 in 28 participating countries. April 2020: 19,505; March 2020: 20,533.

Source: Global Advisor

WORLD WORRIES






























15 | MAINTAINING SOCIAL PROGRAMMES

Which three of the following topics do you find the most worrying in your country?

% change compared
with previous month:

(%) worried in April 2020 in each country

Mar 2020

WORLD		7%	▼	-1
JAPAN		21%	▼	-10
CHINA		19%	=	
SOUTH KOREA		15%	▼	-5
SWEDEN		15%	▼	-9
ITALY		10%	▲	+1
POLAND		10%	=	
SPAIN		10%	=	
GREAT BRITAIN		9%	▼	-3
AUSTRALIA		7%	▲	+1
RUSSIA		7%	▼	-1
NETHERLANDS		7%	▼	-5
ISRAEL		6%	=	
BELGIUM		5%	▼	-1
CANADA		5%	▼	-2
SAUDI ARABIA		5%	▼	-2
US		5%	▼	-1
ARGENTINA		4%	▼	-1
GERMANY		4%	▼	-3
BRAZIL		3%	=	
CHILE		3%	▼	-1
FRANCE		3%	▼	-1
HUNGARY		3%	=	
MALAYSIA		3%	▼	-2
MEXICO		3%	▼	-2
INDIA		2%	▼	-1
SOUTH AFRICA		2%	▲	+1
PERU		1%	▼	-1
TURKEY		1%	▼	-1

Base: Representative sample of adults aged 16-74 in 28 participating countries. April 2020: 19,505; March 2020: 20,533.

Source: Global Advisor

WORLD WORRIES





























16 | RISE OF EXTREMISM

Which three of the following topics do you find the most worrying in your country?

% change compared
with previous month:

(%) worried in April 2020 in each country

Mar 2020

WORLD		6%	▼	-3
SWEDEN		15%	▼	-6
BELGIUM		14%	▼	-1
GERMANY		13%	▼	-15
MALAYSIA		11%	▼	-6
NETHERLANDS		11%	▼	-6
INDIA		10%	▼	-2
US		10%	▼	-4
FRANCE		9%	▼	-5
SOUTH KOREA		9%	▼	-1
GREAT BRITAIN		8%	▼	-12
ISRAEL		8%	=	
SPAIN		7%	▼	-9
POLAND		6%	▼	-5
AUSTRALIA		5%	▼	-2
BRAZIL		5%	▼	-3
TURKEY		5%	▼	-1
CANADA		4%	▼	-4
CHILE		4%	▼	-5
HUNGARY		3%	▼	-2
ITALY		3%	▼	-6
SAUDI ARABIA		3%	▼	-1
ARGENTINA		2%	▲	+1
JAPAN		2%	▼	-1
SOUTH AFRICA		2%	▼	-2
MEXICO		1%	▼	-1
PERU		1%	=	
RUSSIA		1%	=	

Base: Representative sample of adults aged 16-74 in 28 participating countries. April 2020: 19,505; March 2020: 20,533.

Source: Global Advisor

WORLD WORRIES






























17 | ACCESS TO CREDIT

Which three of the following topics do you find the most worrying in your country?

% change compared
with previous month:

(%) worried in April 2020 in each country

Mar 2020

WORLD		2%	=	
CHINA		13%	▲	+2
HUNGARY		4%	▼	-1
ITALY		4%	▲	+2
RUSSIA		4%	=	
MALAYSIA		3%	▲	+1
ARGENTINA		2%	=	
CHILE		2%	▲	+2
GERMANY		2%	▲	+1
INDIA		2%	▲	+1
ISRAEL		2%	=	
JAPAN		2%	=	
MEXICO		2%	▲	+1
POLAND		2%	▼	-2
SAUDI ARABIA		2%	▼	-1
NETHERLANDS		2%	=	
SOUTH AFRICA		2%	=	
TURKEY		2%	▼	-1
AUSTRALIA		1%	=	
BELGIUM		1%	▼	-1
BRAZIL		1%	▼	-1
CANADA		1%	▼	-2
FRANCE		1%	▼	-1
GREAT BRITAIN		1%	▼	-1
PERU		1%	=	
SOUTH KOREA		1%	▼	-2
SPAIN		1%	=	
SWEDEN		1%	▼	-2
US		1%	▼	-1

Base: Representative sample of adults aged 16-74 in 28 participating countries. April 2020: 19,505; March 2020: 20,533.

Source: Global Advisor






























WORLD WORRIES

18 | CHILDHOOD OBESITY

Which three of the following topics do you find the most worrying in your country?

% change compared
with previous month:

(%) worried in April 2020 in each country

			Mar 2020	
WORLD		2%	▼	-1
SAUDI ARABIA		8%	▼	-10
CHINA		7%	▼	-2
POLAND		5%	▼	-5
NETHERLANDS		4%	▼	-2
MEXICO		3%	▼	-3
AUSTRALIA		2%	▼	-1
BELGIUM		2%	=	
CANADA		2%	=	
CHILE		2%	▼	-1
GERMANY		2%	▼	-1
GREAT BRITAIN		2%	▼	-1
HUNGARY		2%	▼	-3
ISRAEL		2%	▼	-2
MALAYSIA		2%	=	
SWEDEN		2%	=	
ARGENTINA		1%	▼	-1
BRAZIL		1%	=	
FRANCE		1%	▼	-1
INDIA		1%	▼	-3
ITALY		1%	=	
PERU		1%	=	
RUSSIA		1%	=	
SOUTH KOREA		1%	=	
SPAIN		1%	=	
US		1%	▼	-2
JAPAN		*	▼	-1
SOUTH AFRICA		*	▼	-1
TURKEY		*	▼	-1

Base: Representative sample of adults aged 16-74 in 28 participating countries. April 2020: 19,505; March 2020: 20,533.

Source: Global Advisor

TOP WORRIES BY COUNTRY



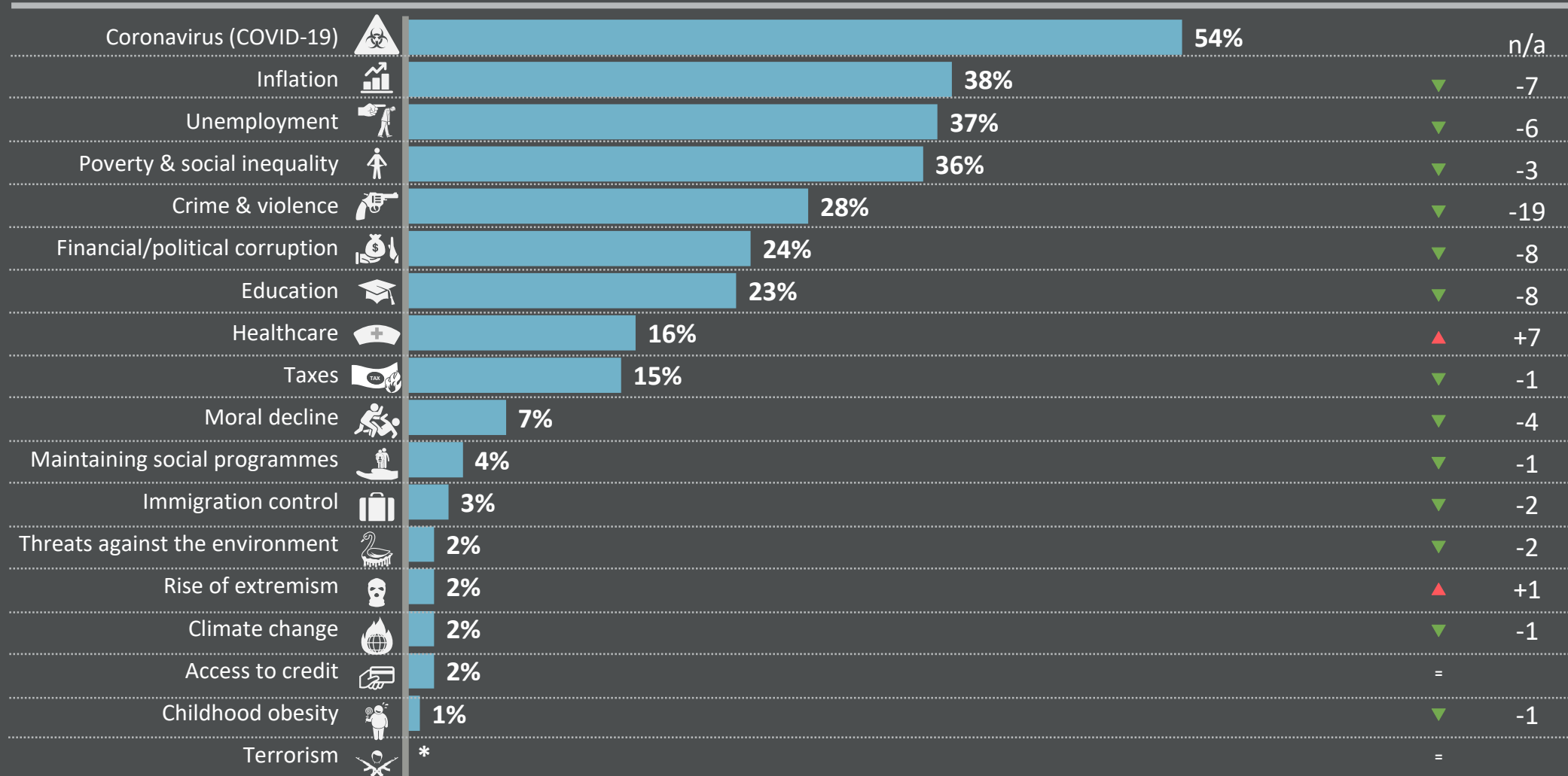
ARGENTINA'S WORRIES

Which three of the following topics do you find the most worrying in your country?

% change compared with previous month:

Mentioned in April 2020 (%)

Mar 2020



Base: Representative sample of Argentinian adults aged 16-74. April 2020: 500; March 2020: 499.

Source: Global Advisor

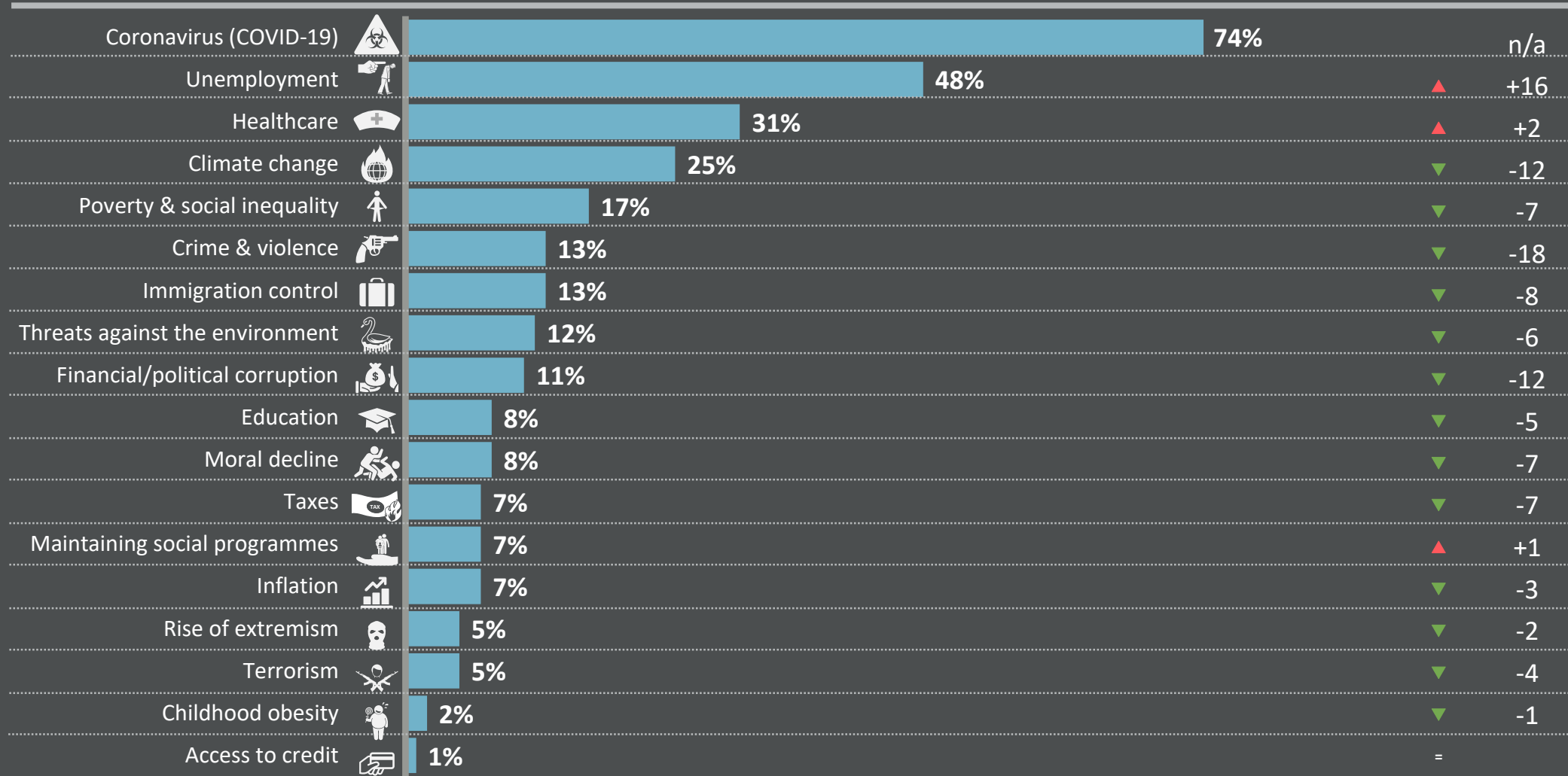
AUSTRALIA'S WORRIES

Which three of the following topics do you find the most worrying in your country?

% change compared with previous month:

Mentioned in April 2020 (%)

Mar 2020



Base: Representative sample of Australian adults aged 16-74. April 2020: 1,001; March 2020: 1,001.

Source: Global Advisor

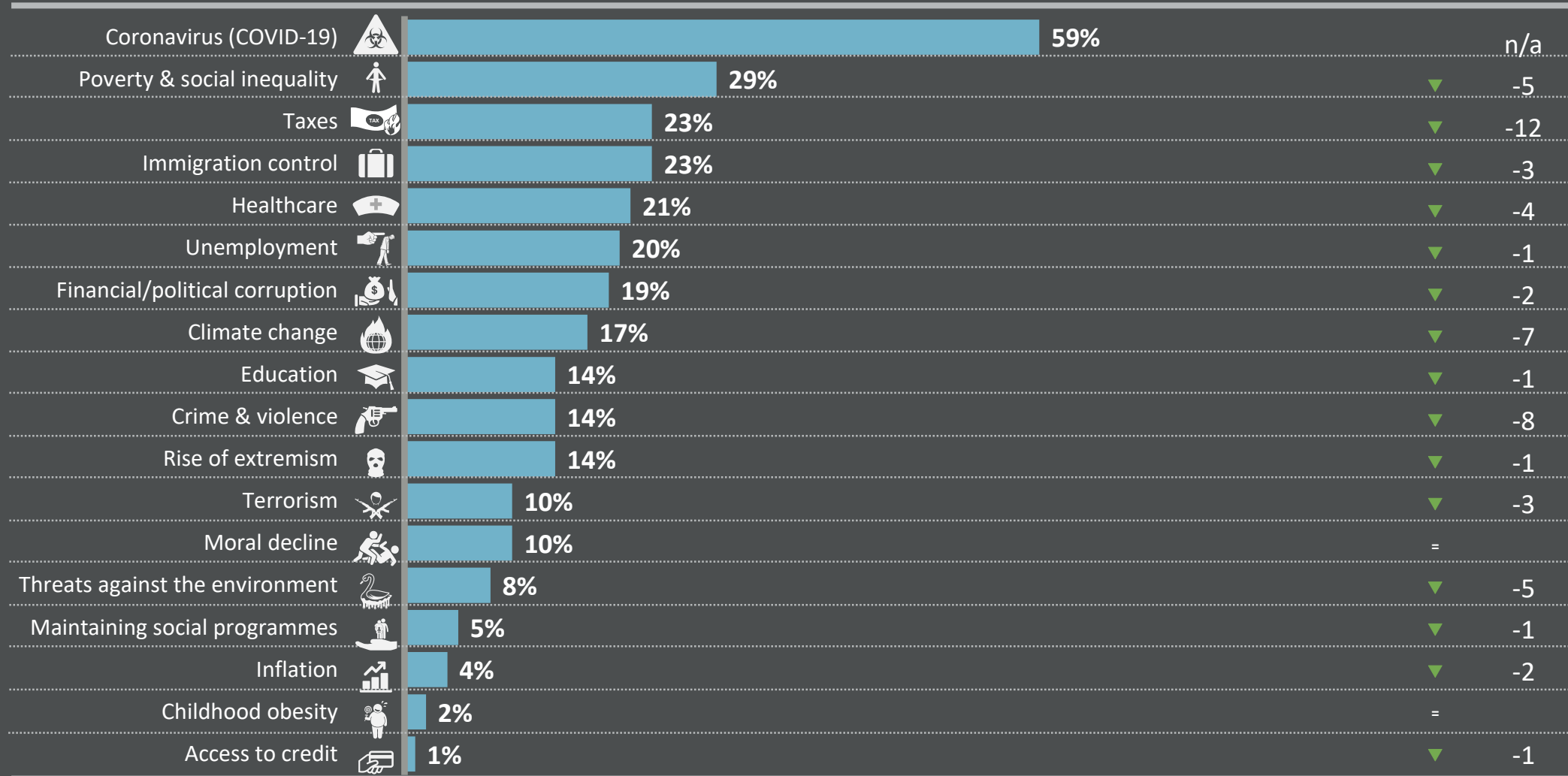
BELGIUM'S WORRIES

Which three of the following topics do you find the most worrying in your country?

% change compared with previous month:

Mentioned in April 2020 (%)

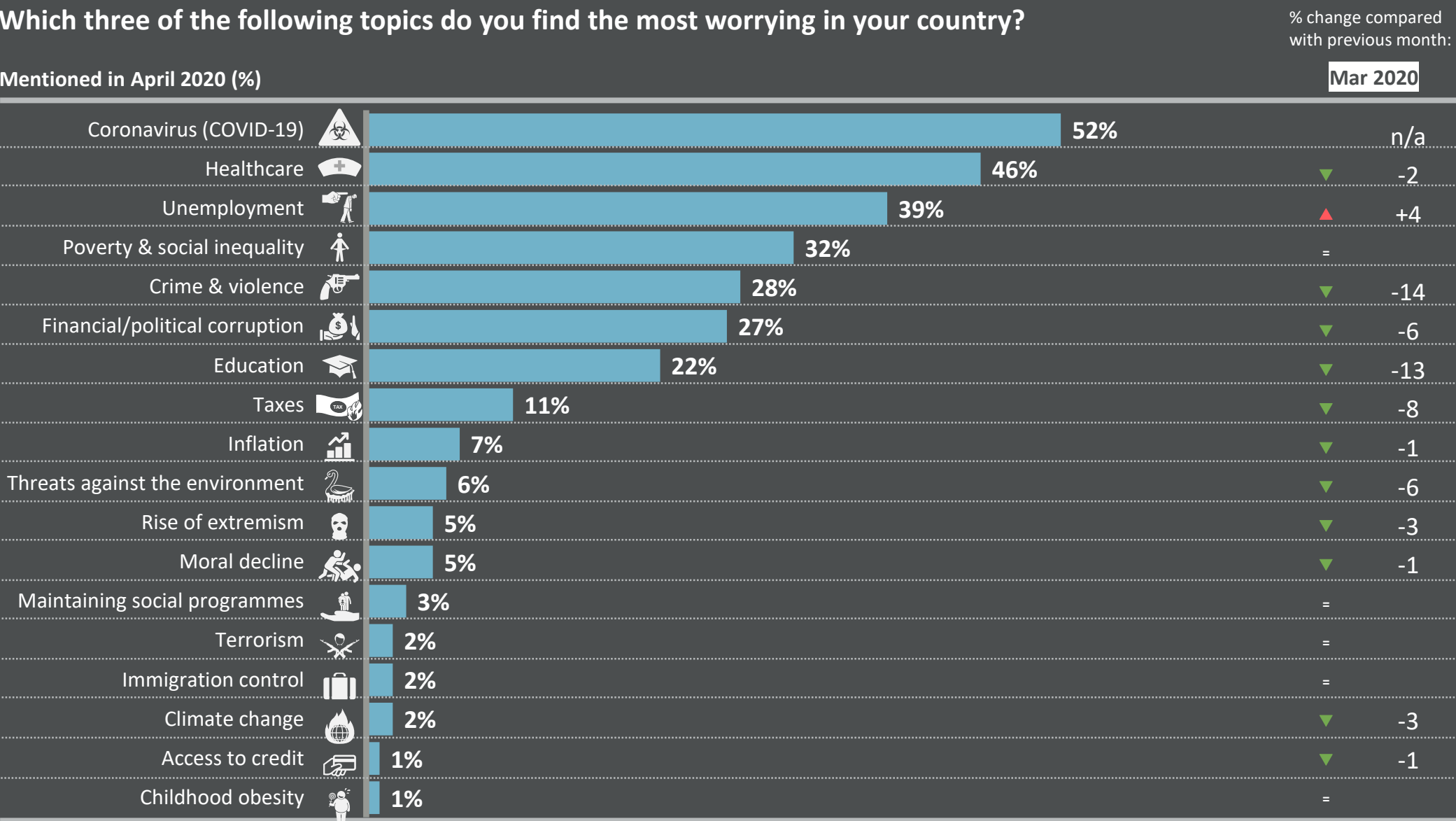
Mar 2020



Base: Representative sample of Belgian adults aged 16-74. April 2020: 500; March 2020: 500.

Source: Global Advisor

BRAZIL'S WORRIES



Base: Representative sample of Brazilian adults aged 16-74. April 2020: 1,000; March 2020: 1,000.
Source: Global Advisor

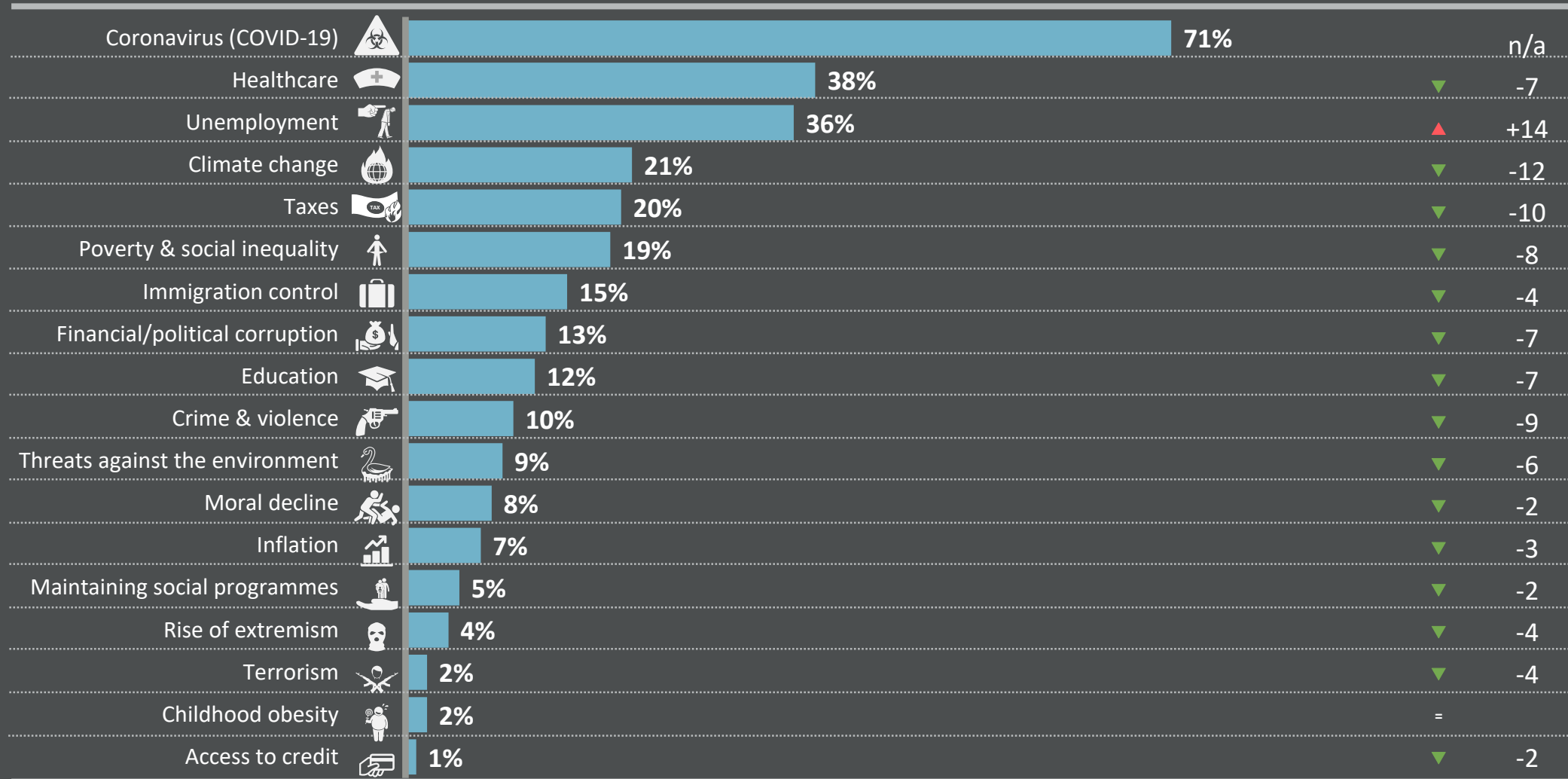
CANADA'S WORRIES

Which three of the following topics do you find the most worrying in your country?

% change compared with previous month:

Mentioned in April 2020 (%)

Mar 2020



Base: Representative sample of Canadian adults aged 18-74. April 2020: 1,000; March 2020: 1,000.

Source: Global Advisor

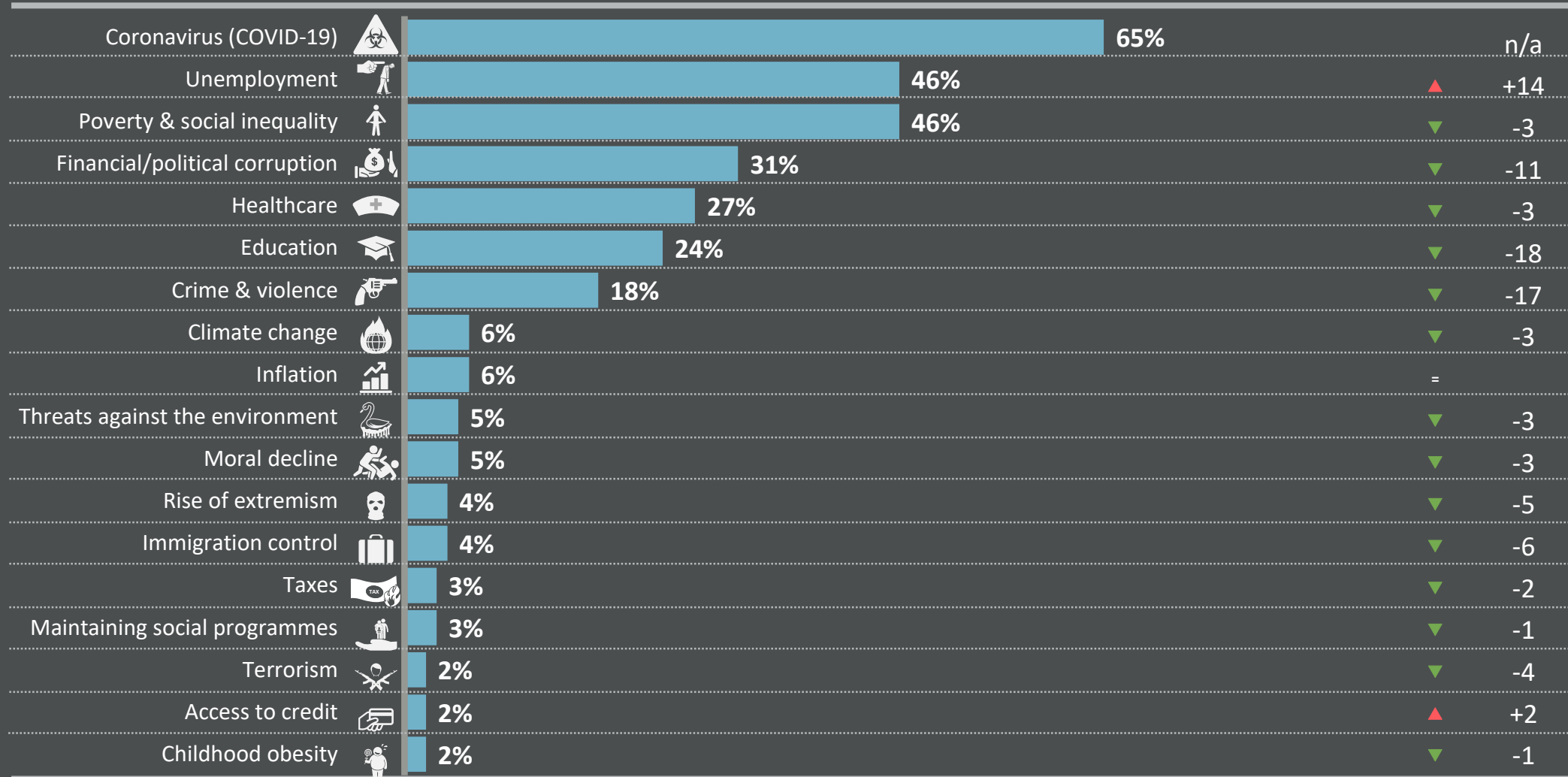
CHILE'S WORRIES

Which three of the following topics do you find the most worrying in your country?

% change compared with previous month:

Mentioned in April 2020 (%)

Mar 2020



Base: Representative sample of Chileans adults aged 16-74. April 2020: 500; March 2020: 501.

Source: Global Advisor

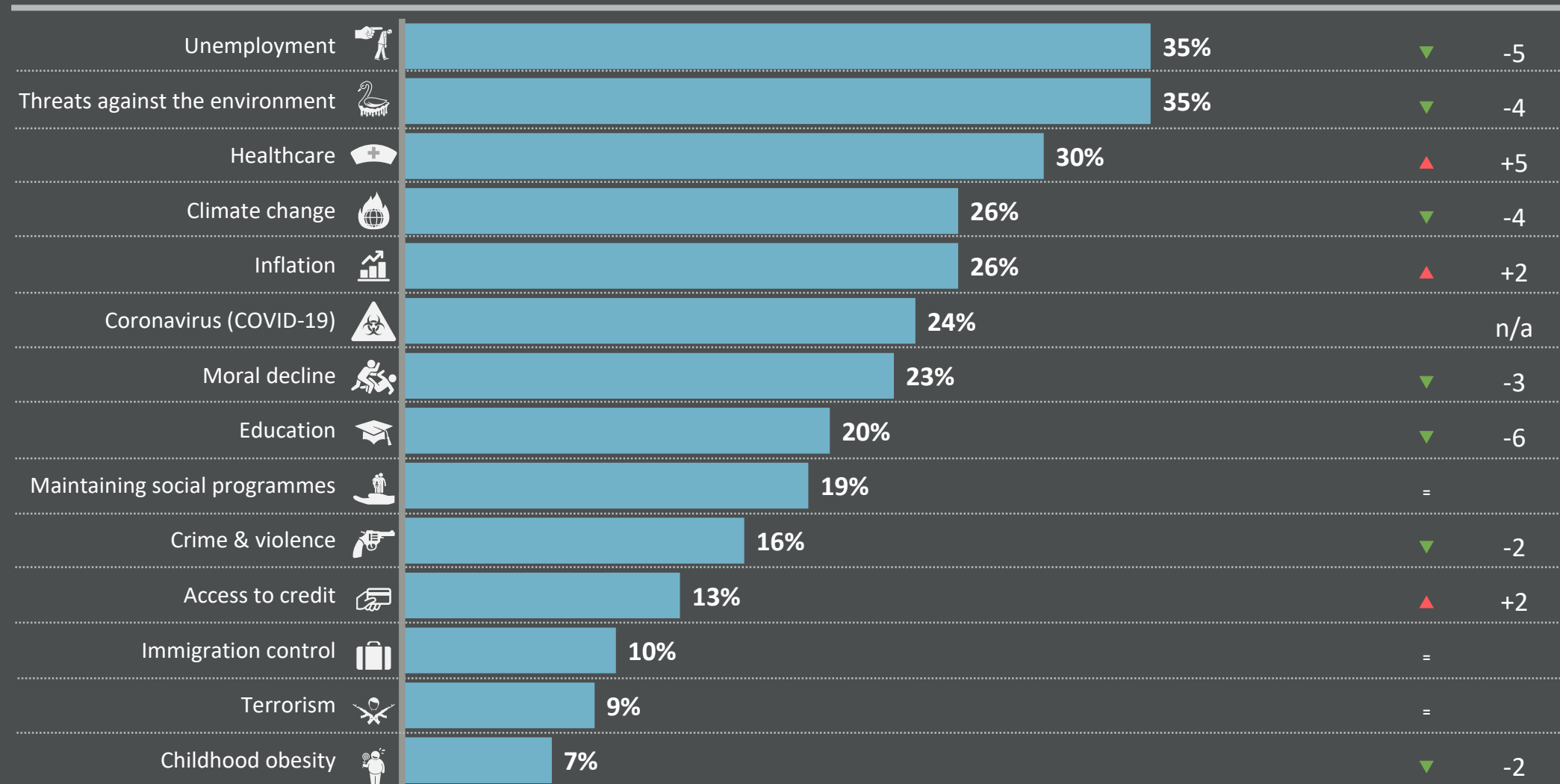
CHINA'S WORRIES

Which three of the following topics do you find the most worrying in your country?

% change compared with previous month:

Mentioned in April 2020 (%)

Mar 2020



Base: Representative sample of Chinese adults aged 16-74. April 2020: 1,000; March 2020: 1,002.

Source: Global Advisor

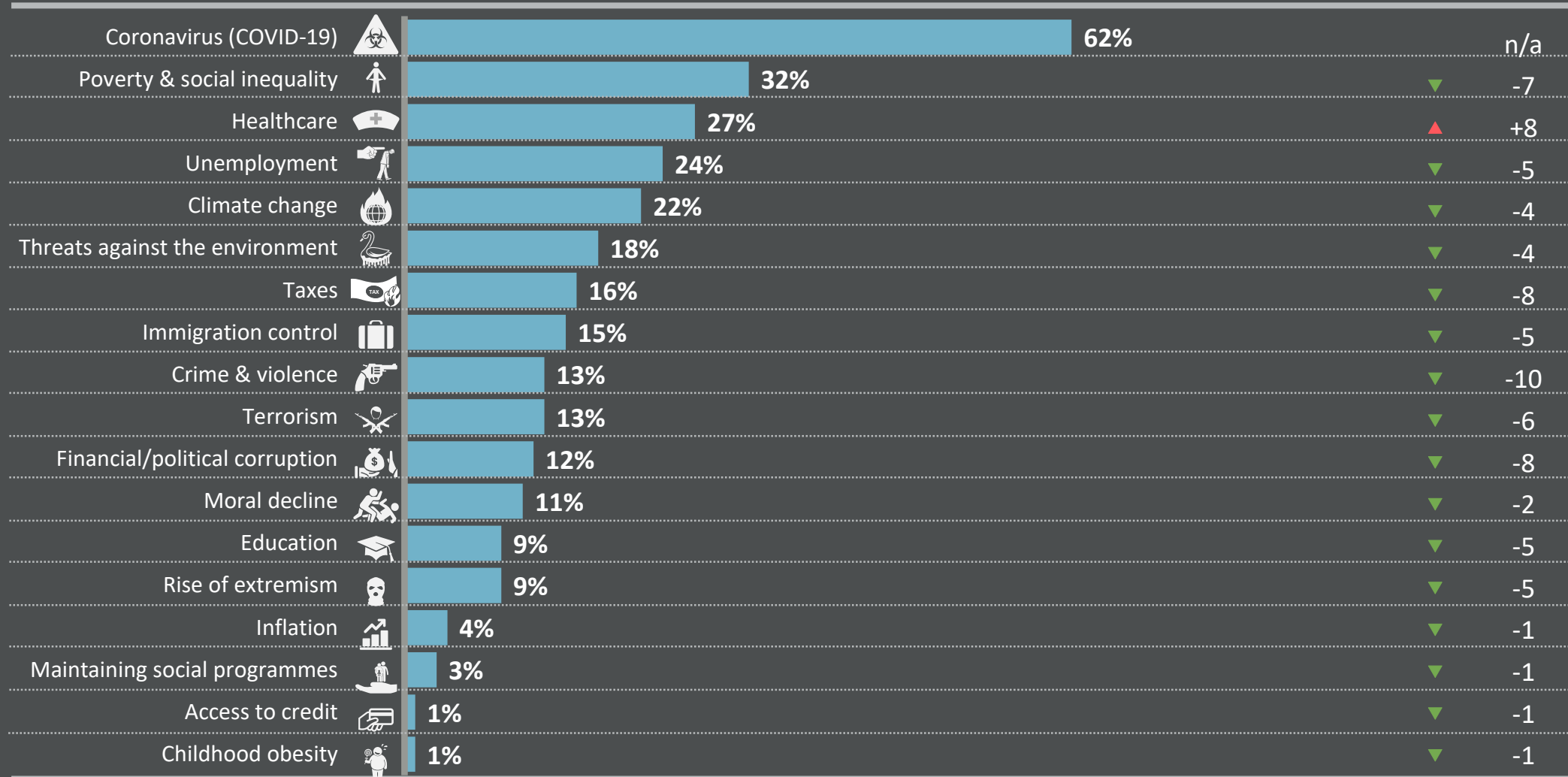
FRANCE'S WORRIES

Which three of the following topics do you find the most worrying in your country?

% change compared with previous month:

Mentioned in April 2020 (%)

Mar 2020



Base: Representative sample of French adults aged 16-74. April 2020: 1,000; March 2020: 1,000.

Source: Global Advisor

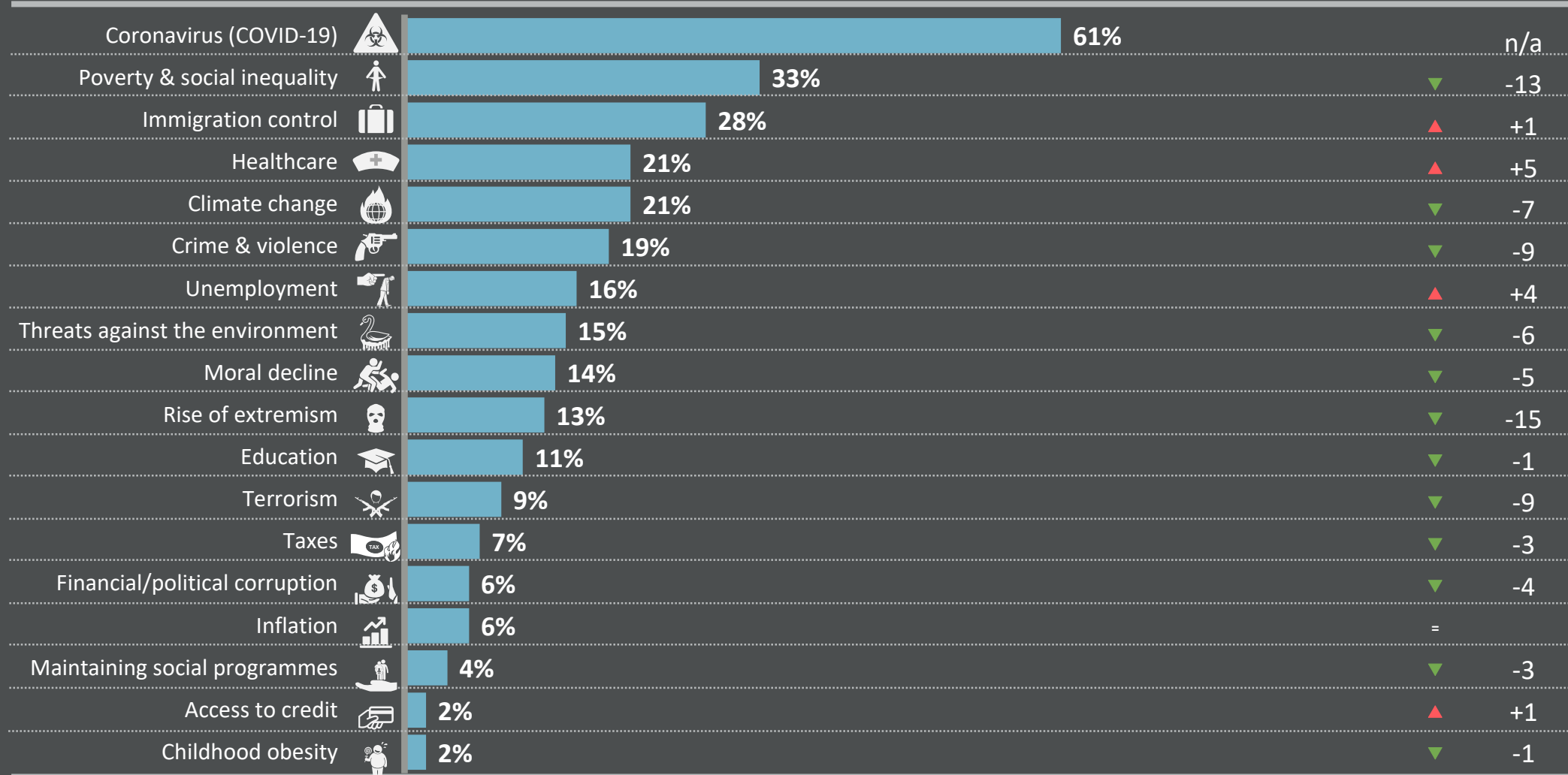
GERMANY'S WORRIES

Which three of the following topics do you find the most worrying in your country?

% change compared with previous month:

Mentioned in April 2020 (%)

Mar 2020



Base: Representative sample of German adults aged 16-74. April 2020: 1,000; March 2020: 1,000.

Source: Global Advisor

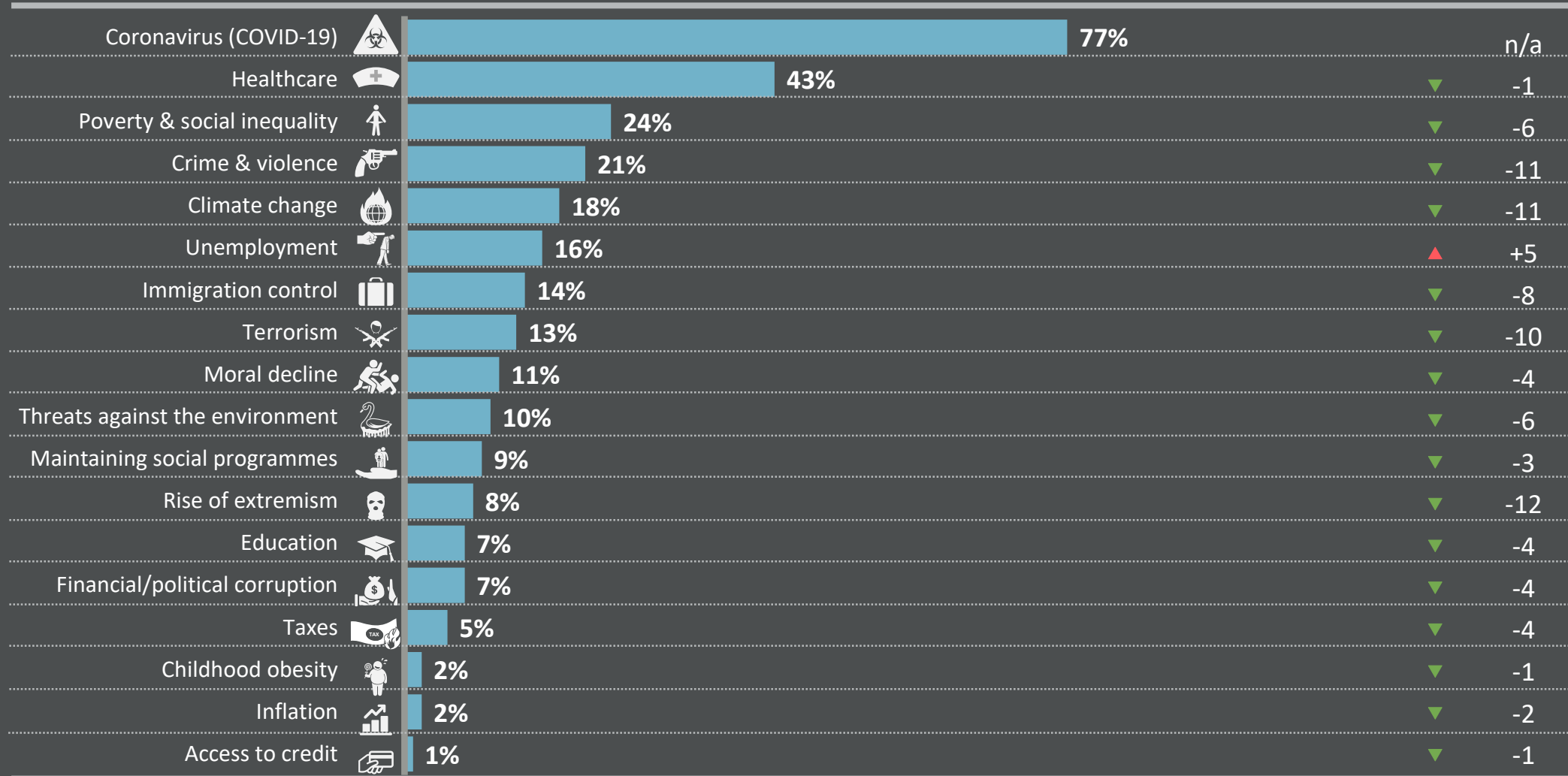
GREAT BRITAIN'S WORRIES

Which three of the following topics do you find the most worrying in your country?

% change compared with previous month:

Mentioned in April 2020 (%)

Mar 2020



Base: Representative sample of British adults aged 16-74. April 2020: 1,000; March 2020: 1,000.

Source: Global Advisor

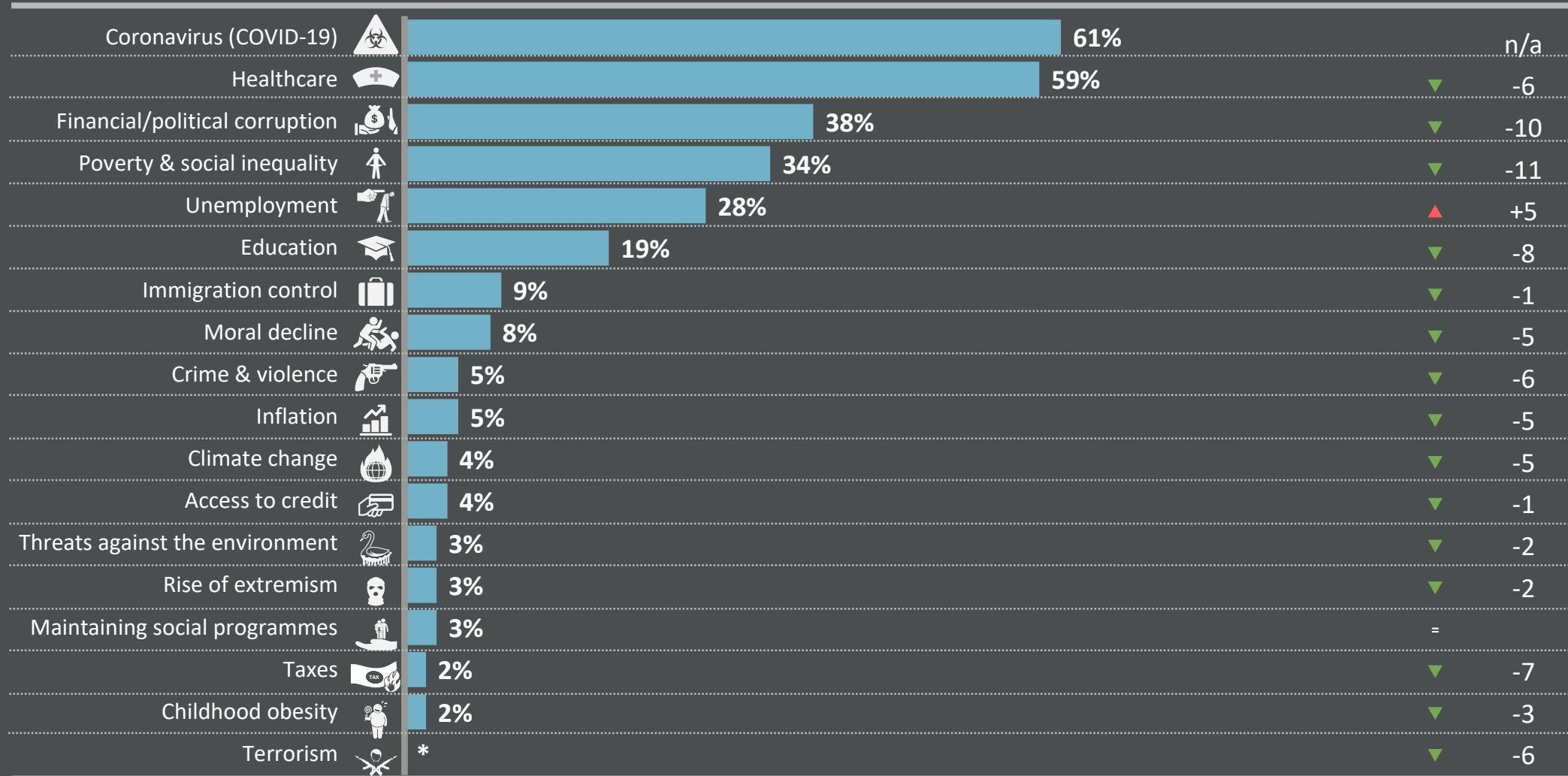
HUNGARY'S WORRIES

Which three of the following topics do you find the most worrying in your country?

% change compared with previous month:

Mentioned in April 2020 (%)

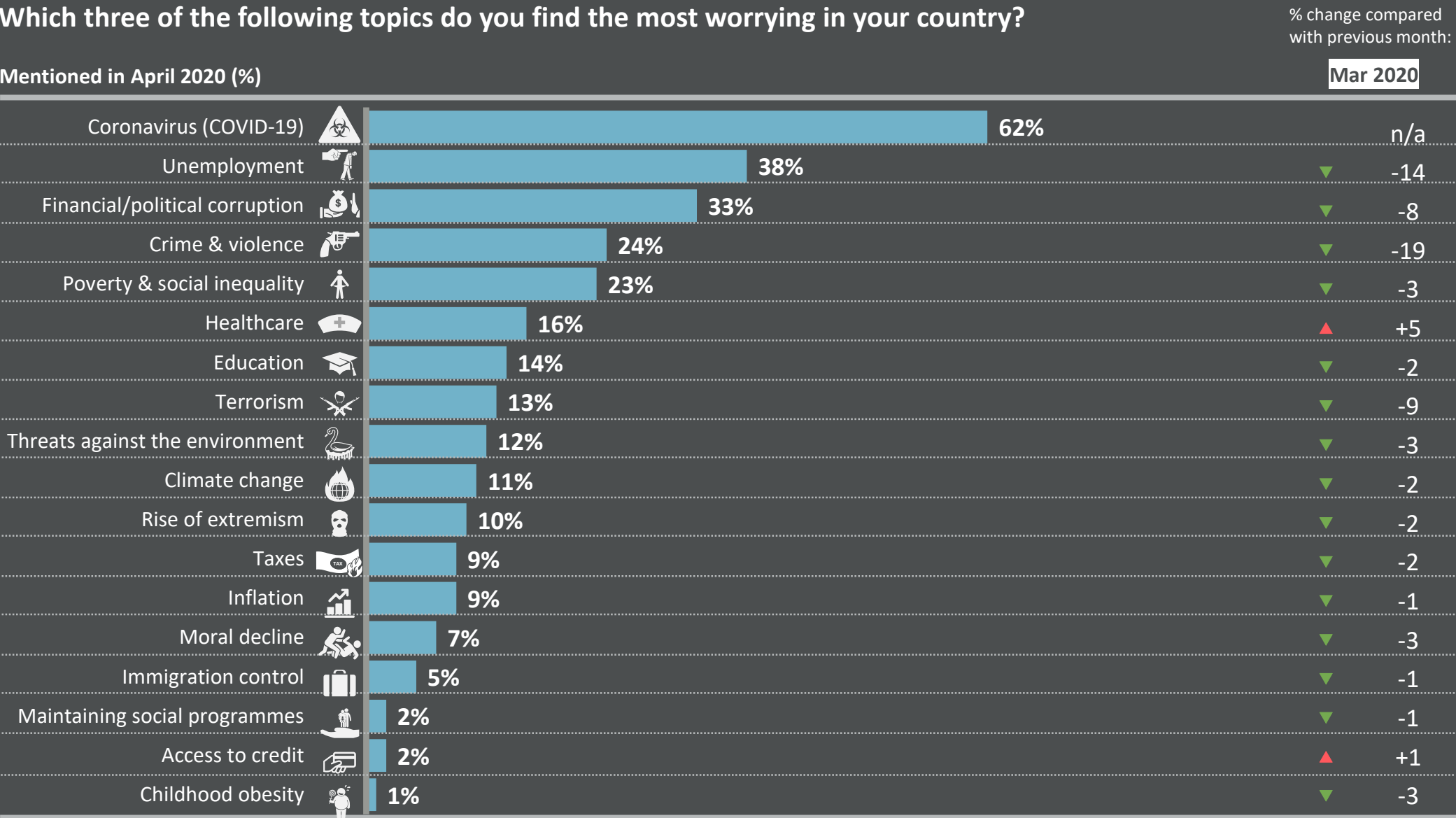
Mar 2020



Base: Representative sample of Hungarian adults aged 16-74. April 2020: 500; March 2020: 500.

Source: Global Advisor

INDIA'S WORRIES



Base: Representative sample of Indian adults aged 16-74. April 2020: 500; March 2020: 1,001.
Source: Global Advisor

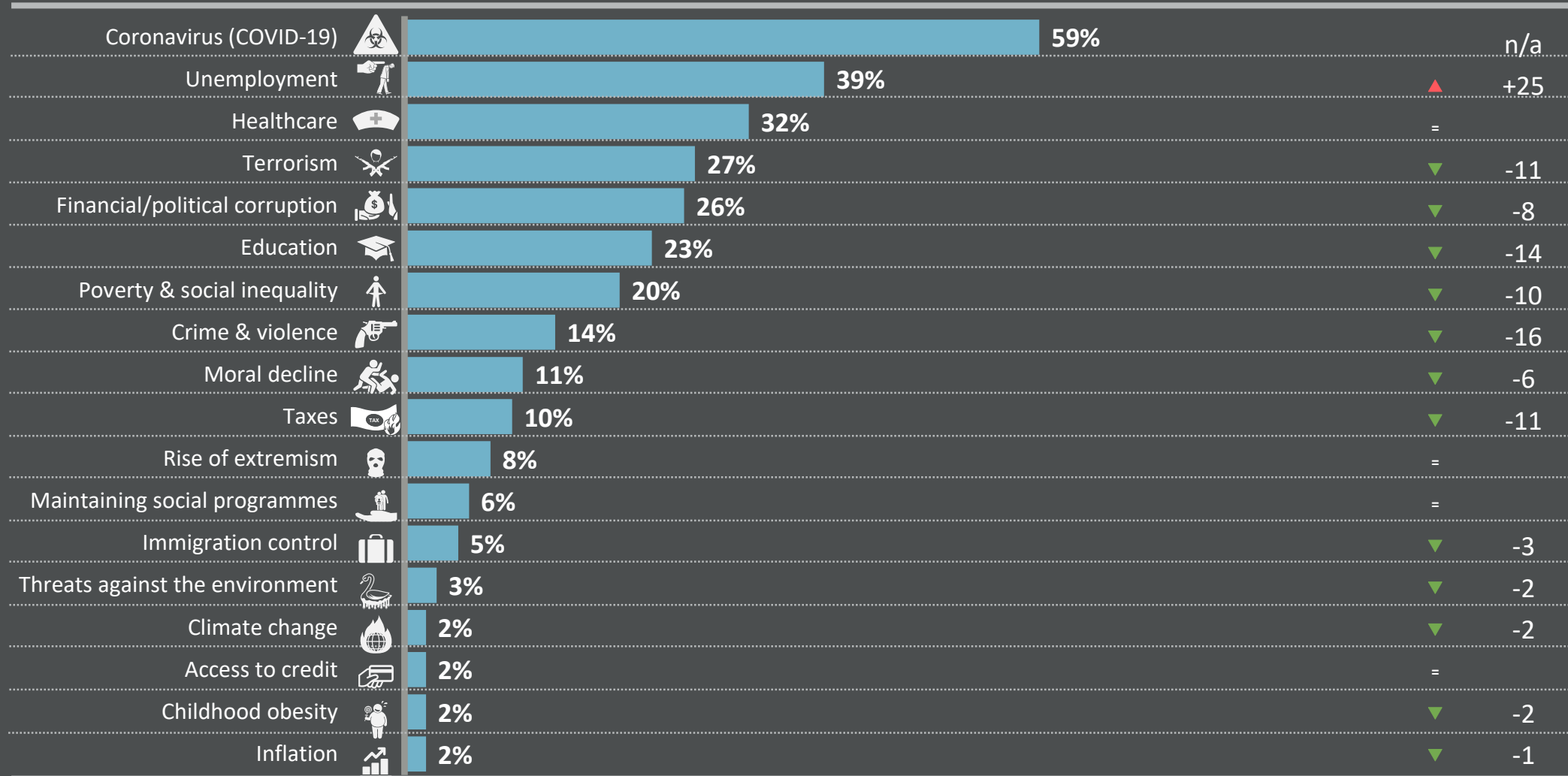
ISRAEL'S WORRIES

Which three of the following topics do you find the most worrying in your country?

% change compared with previous month:

Mentioned in April 2020 (%)

Mar 2020



Base: Representative sample of Israeli adults aged 18-74. April 2020: 500; March 2020: 500.

Source: Global Advisor

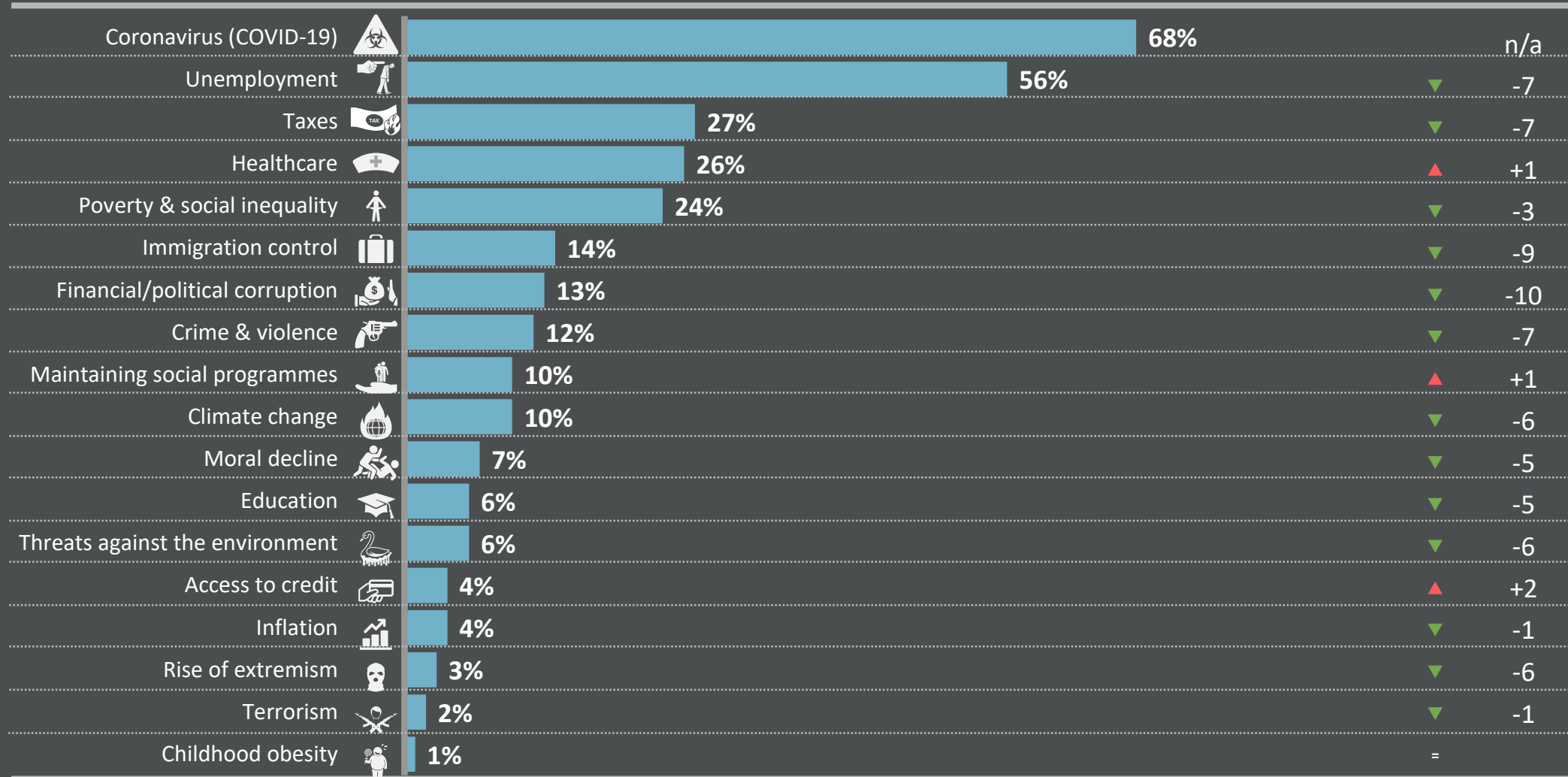
ITALY'S WORRIES

Which three of the following topics do you find the most worrying in your country?

% change compared with previous month:

Mentioned in April 2020 (%)

Mar 2020



Base: Representative sample of Italian adults aged 16-74. April 2020: 1,001; March 2020: 1,001.

Source: Global Advisor

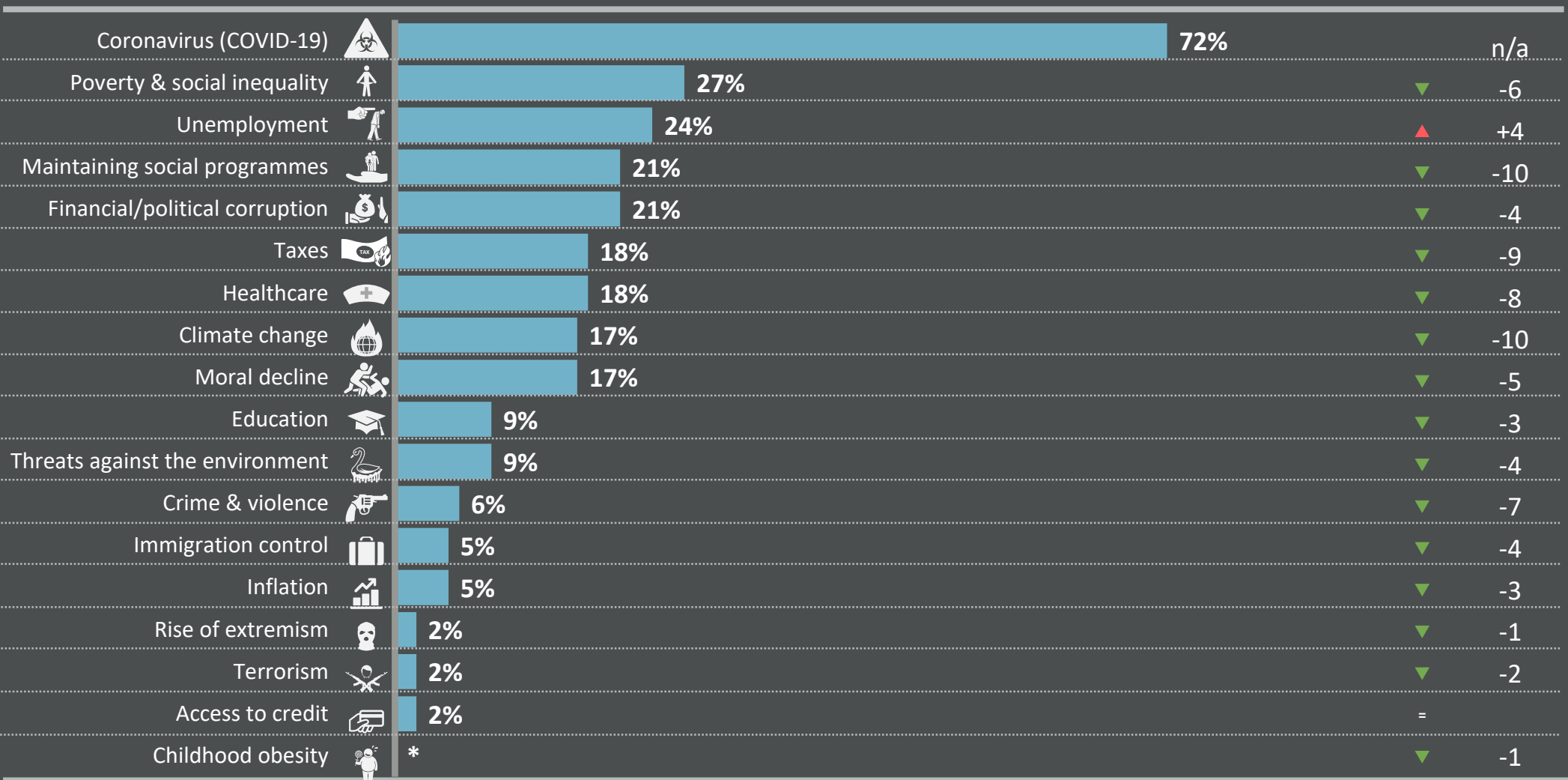
JAPAN'S WORRIES

Which three of the following topics do you find the most worrying in your country?

% change compared with previous month:

Mentioned in April 2020 (%)

Mar 2020



Base: Representative sample of Japanese adults aged 16-74. April 2020: 1,000; March 2020: 1,001.

Source: Global Advisor

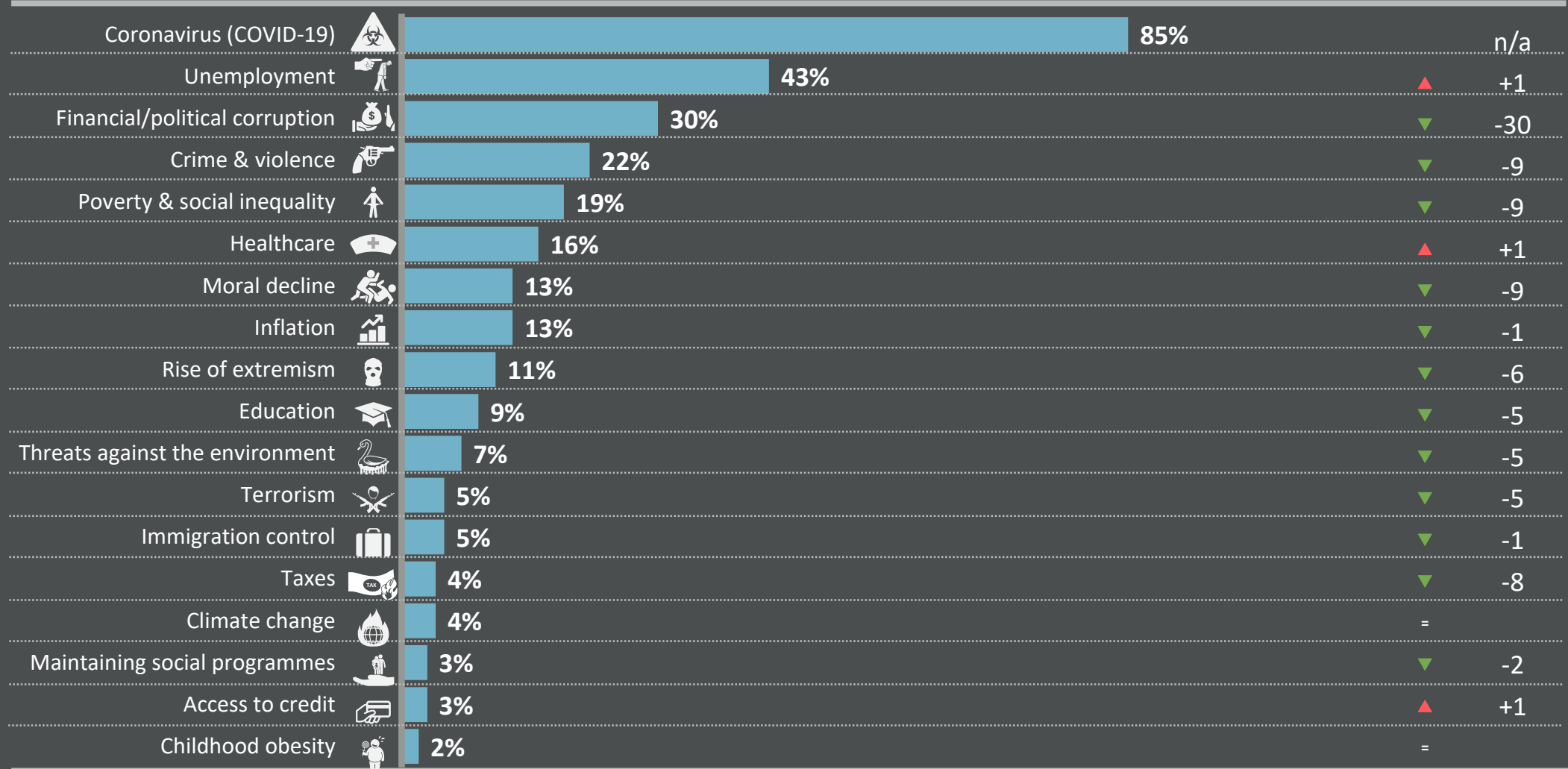
MALAYSIA'S WORRIES

Which three of the following topics do you find the most worrying in your country?

% change compared with previous month:

Mentioned in April 2020 (%)

Mar 2020



Base: Representative sample of Malaysian adults aged 16-74. April 2020: 501; March 2020: 501.

Source: Global Advisor

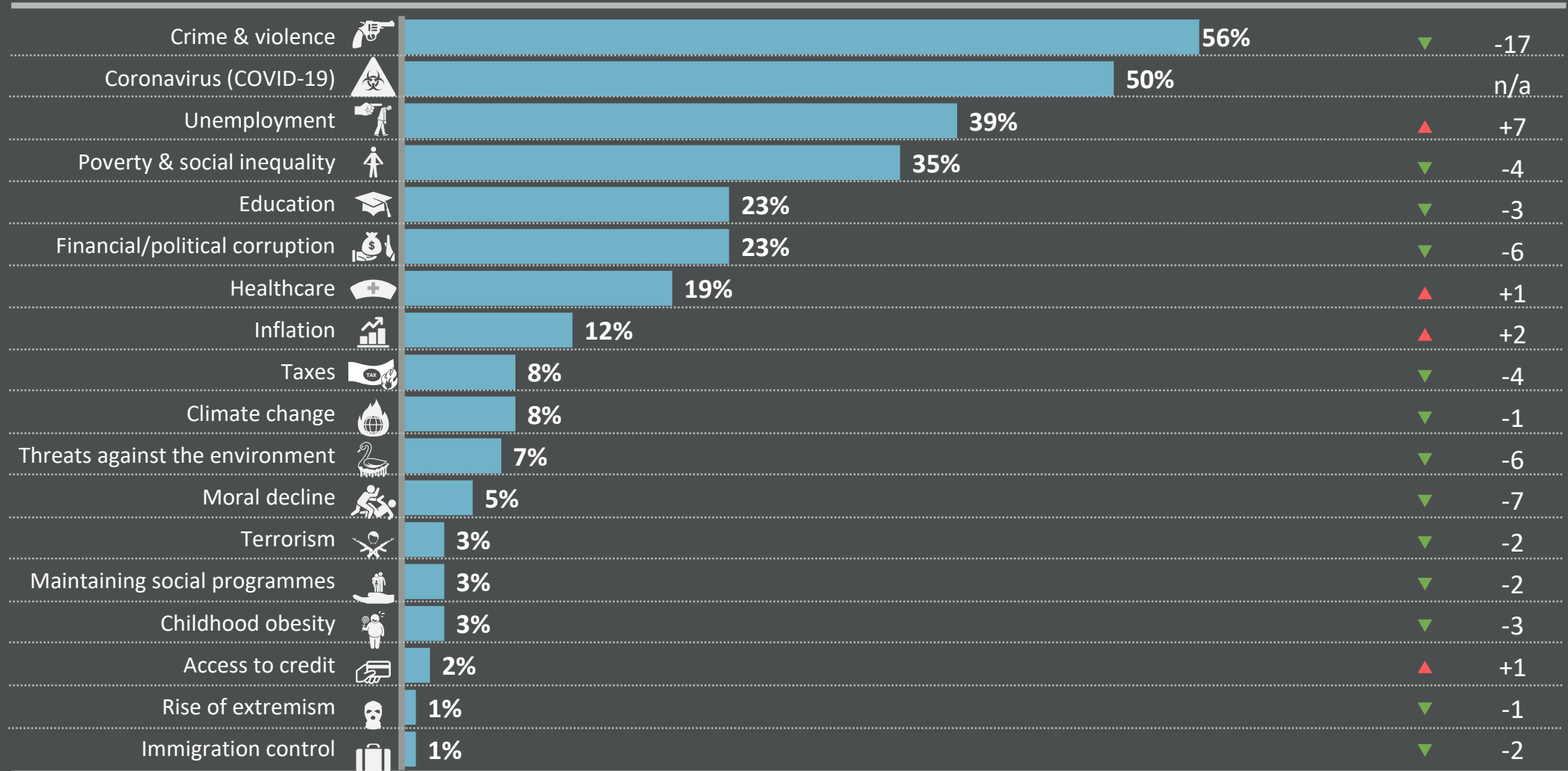
MEXICO'S WORRIES

Which three of the following topics do you find the most worrying in your country?

% change compared with previous month:

Mentioned in April 2020 (%)

Mar 2020



Base: Representative sample of Mexican adults aged 16-74. April 2020: 500; March 2020: 524.

Source: Global Advisor

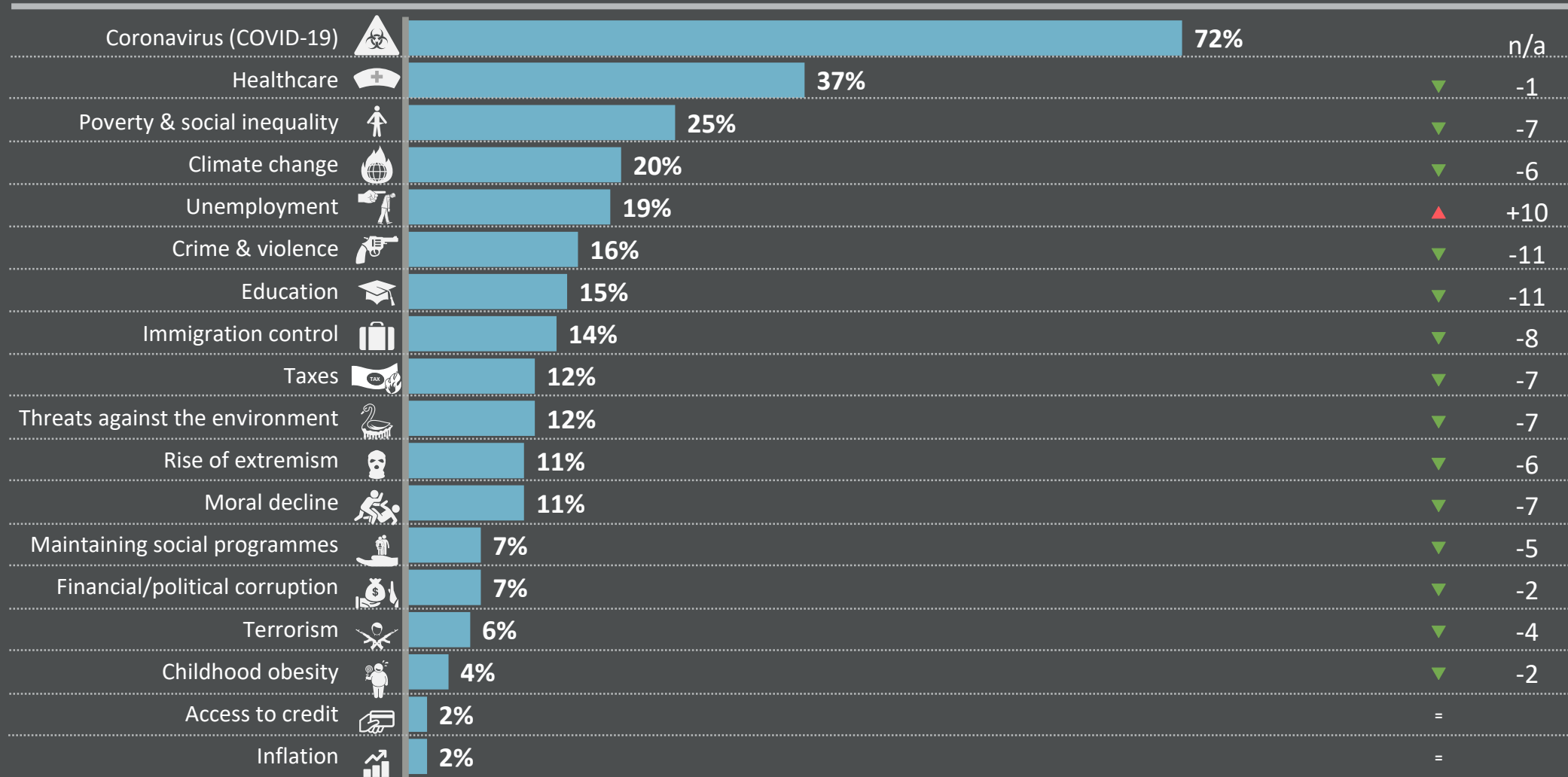
NETHERLANDS'S WORRIES

Which three of the following topics do you find the most worrying in your country?

% change compared with previous month:

Mentioned in April 2020 (%)

Mar 2020



Base: Representative sample of Dutch adults aged 16-74. April 2020: 500; March 2020: 500.

Source: Global Advisor

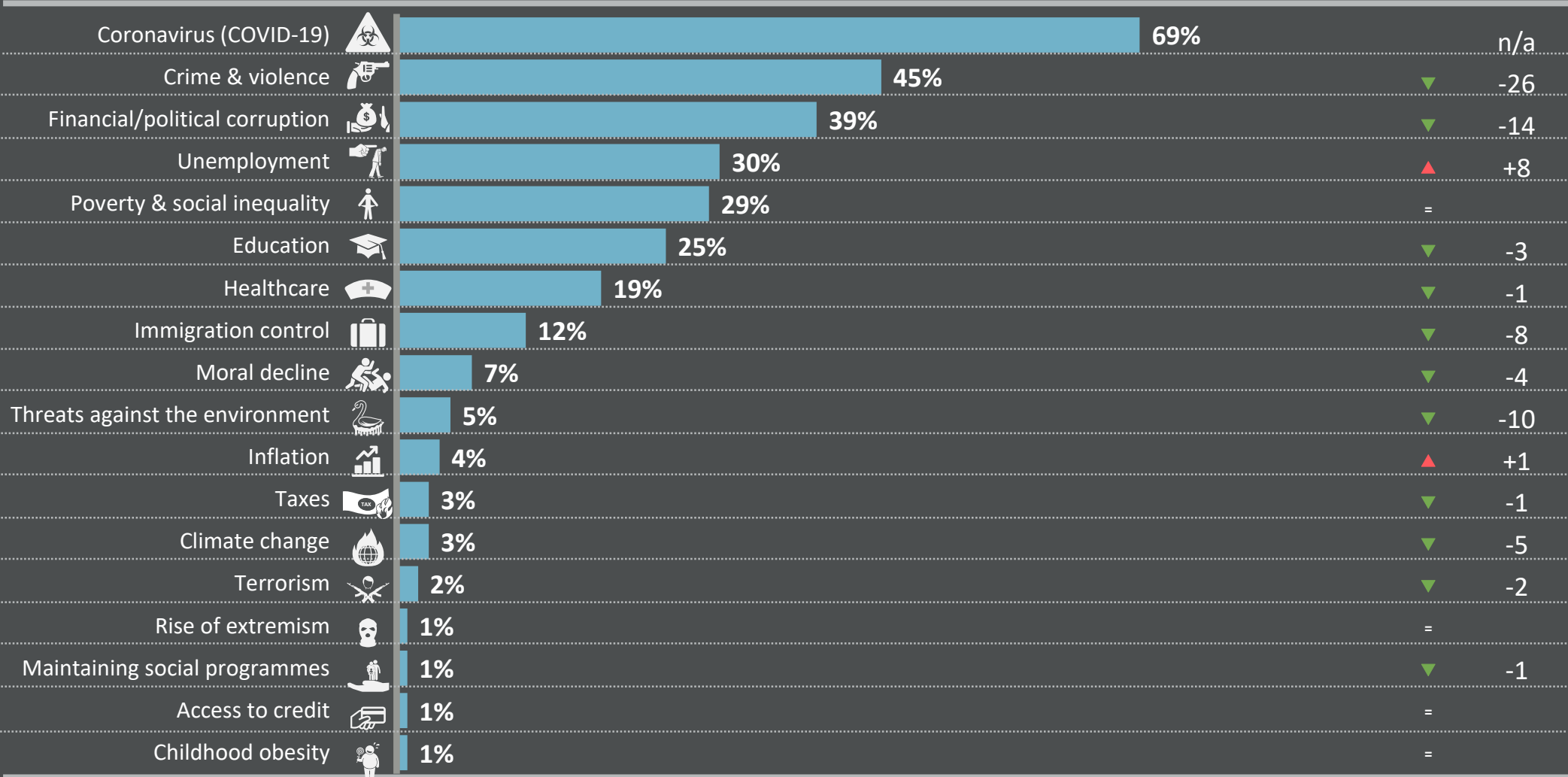
PERU'S WORRIES

Which three of the following topics do you find the most worrying in your country?

% change compared with previous month:

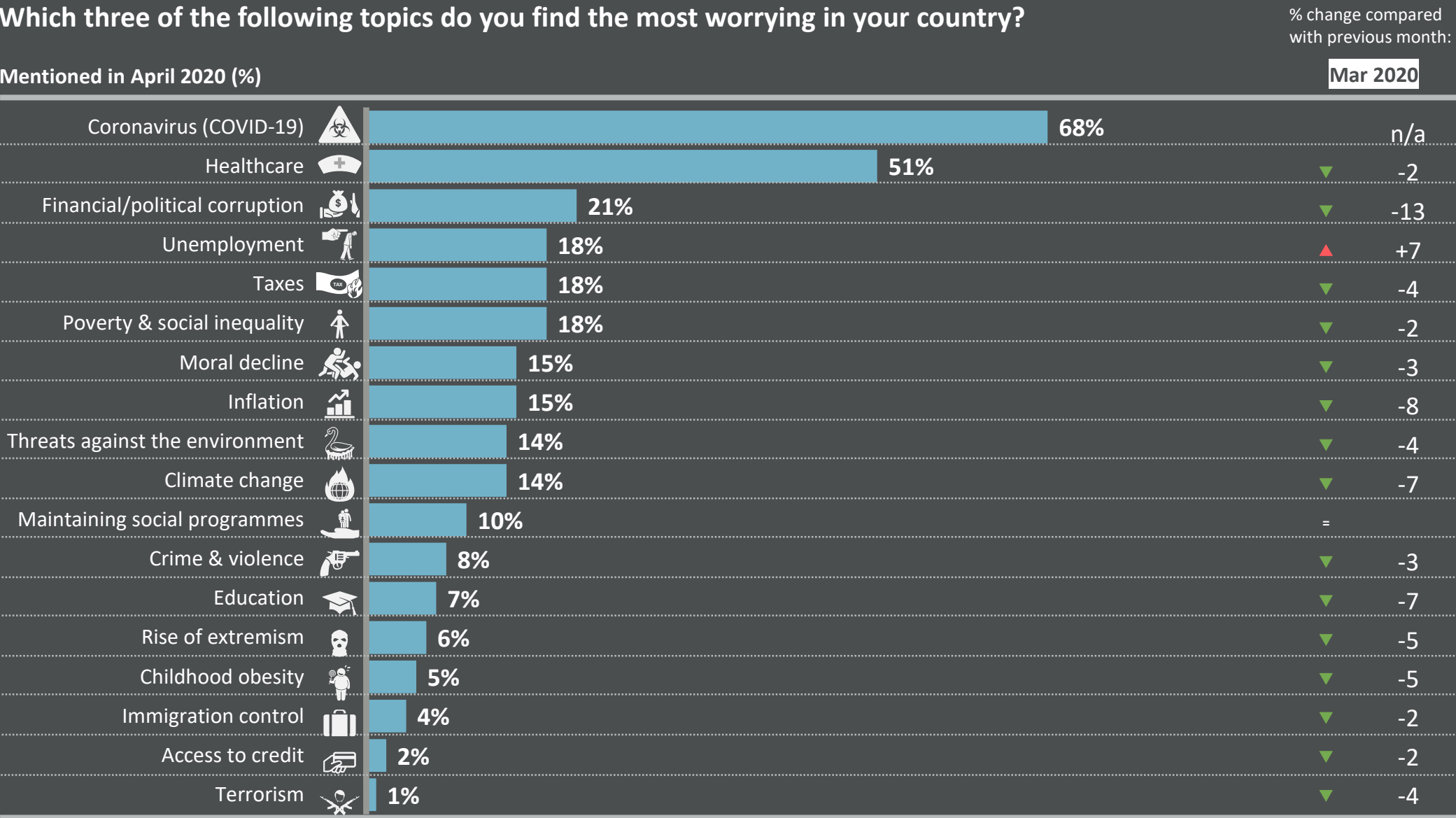
Mentioned in April 2020 (%)

Mar 2020



Base: Representative sample of Peruvian adults aged 16-74. April 2020: 500; March 2020: 501.
Source: Global Advisor

POLAND'S WORRIES



Base: Representative sample of Polish adults aged 16-74. April 2020: 500; March 2020: 500.
Source: Global Advisor

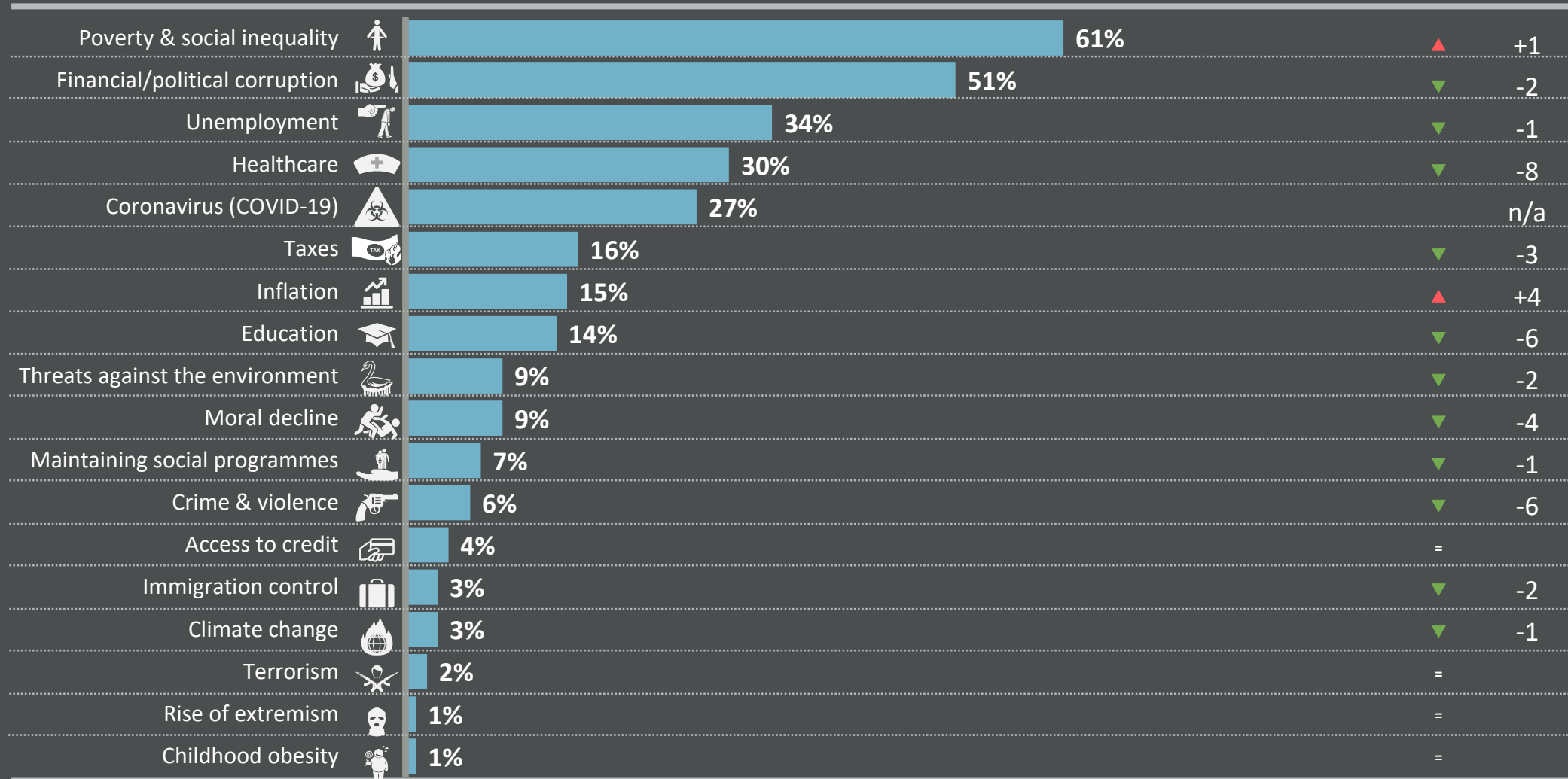
RUSSIA'S WORRIES

Which three of the following topics do you find the most worrying in your country?

% change compared with previous month:

Mentioned in April 2020 (%)

Mar 2020



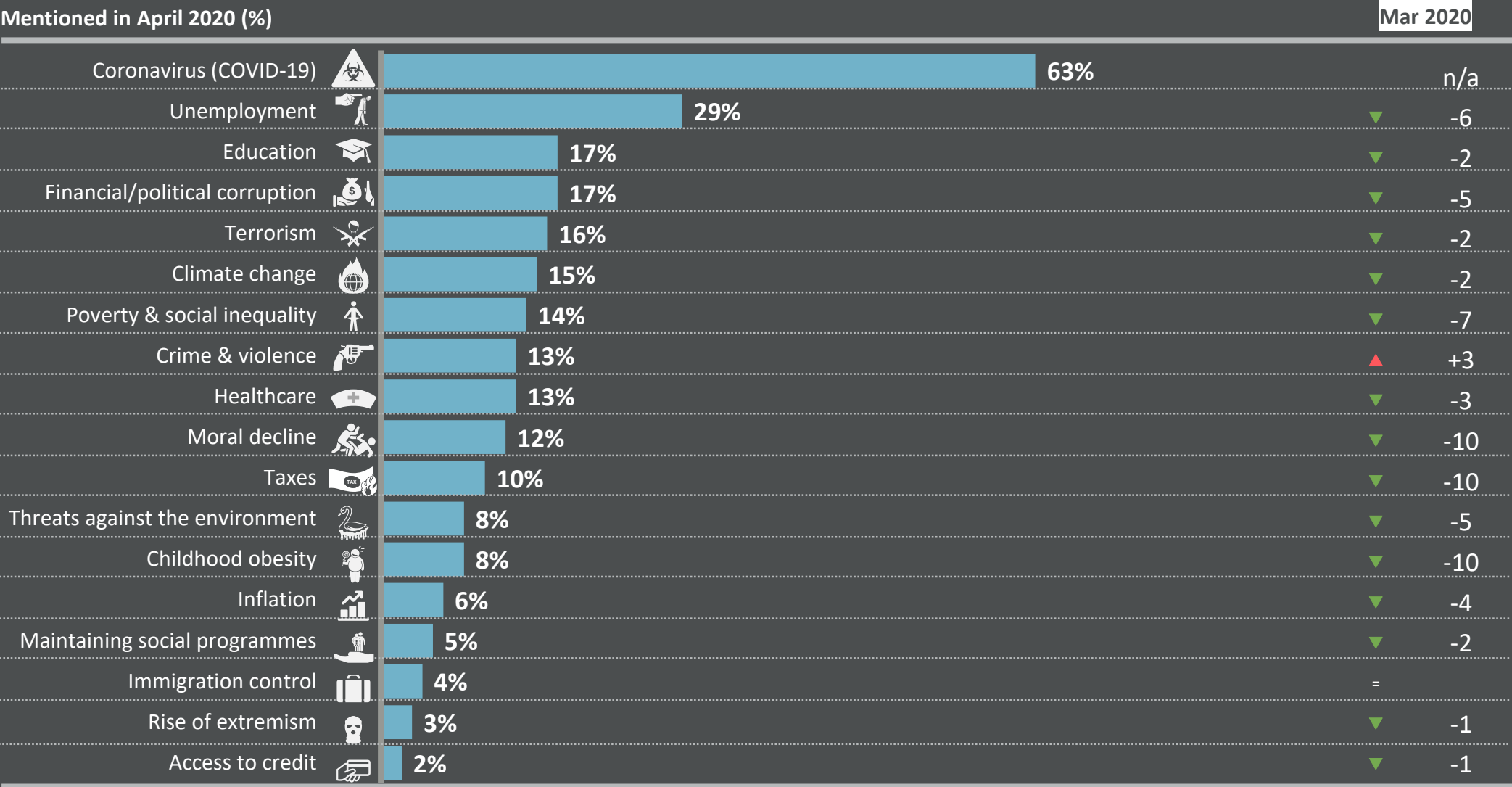
Base: Representative sample of Russian adults aged 16-74. April 2020: 500; March 2020: 500.

Source: Global Advisor

SAUDI ARABIA'S WORRIES

Which three of the following topics do you find the most worrying in your country?

% change compared with previous month:



Base: Representative sample of Saudi adults aged 16-74. April 2020: 500; March 2020: 500.
Source: Global Advisor

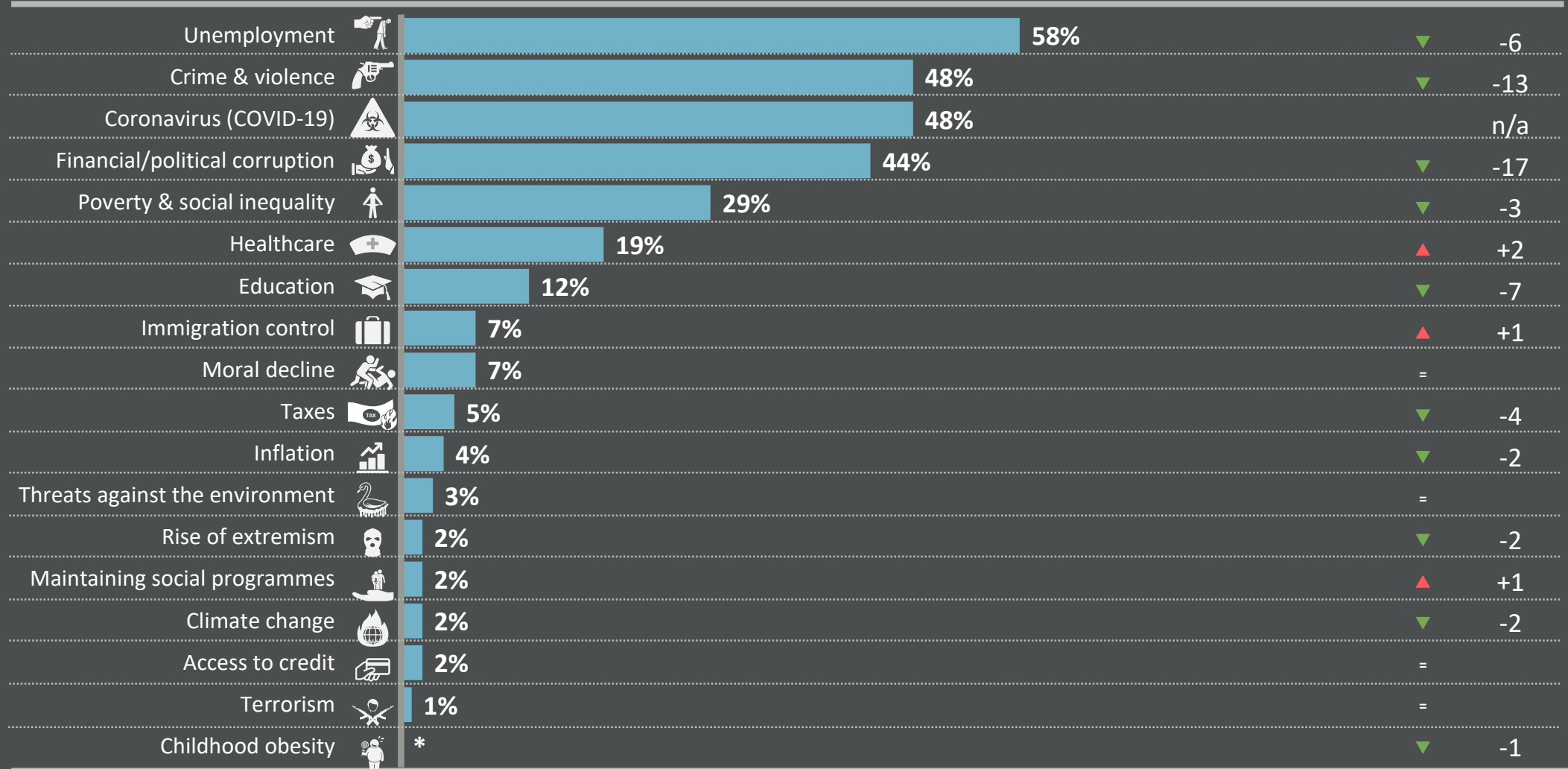
SOUTH AFRICA'S WORRIES

Which three of the following topics do you find the most worrying in your country?

% change compared with previous month:

Mentioned in April 2020 (%)

Mar 2020



Base: Representative sample of South African adults aged 18-74. April 2020: 500; March 2020: 500.

Source: Global Advisor

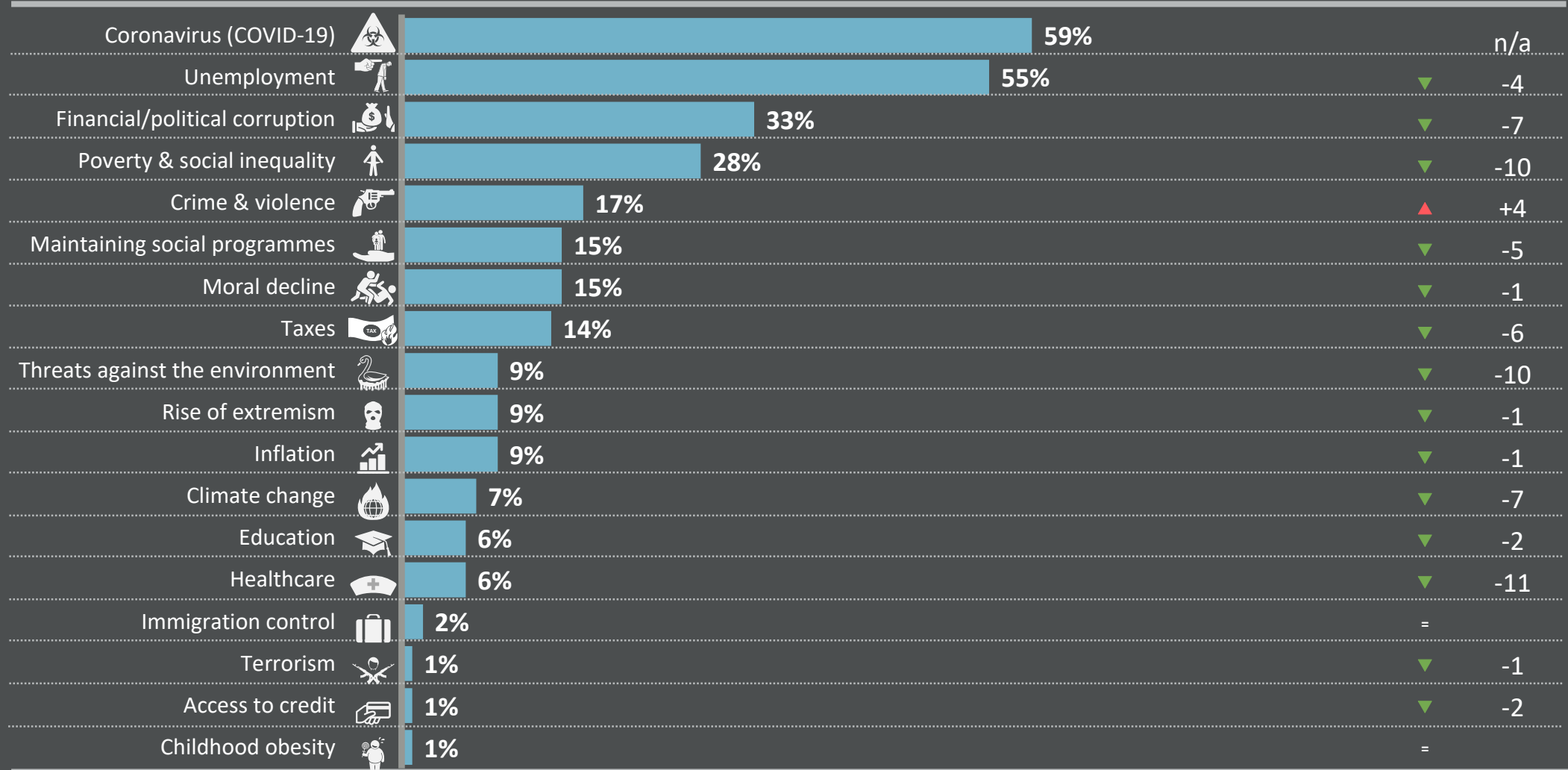
SOUTH KOREA'S WORRIES

Which three of the following topics do you find the most worrying in your country?

% change compared with previous month:

Mentioned in April 2020 (%)

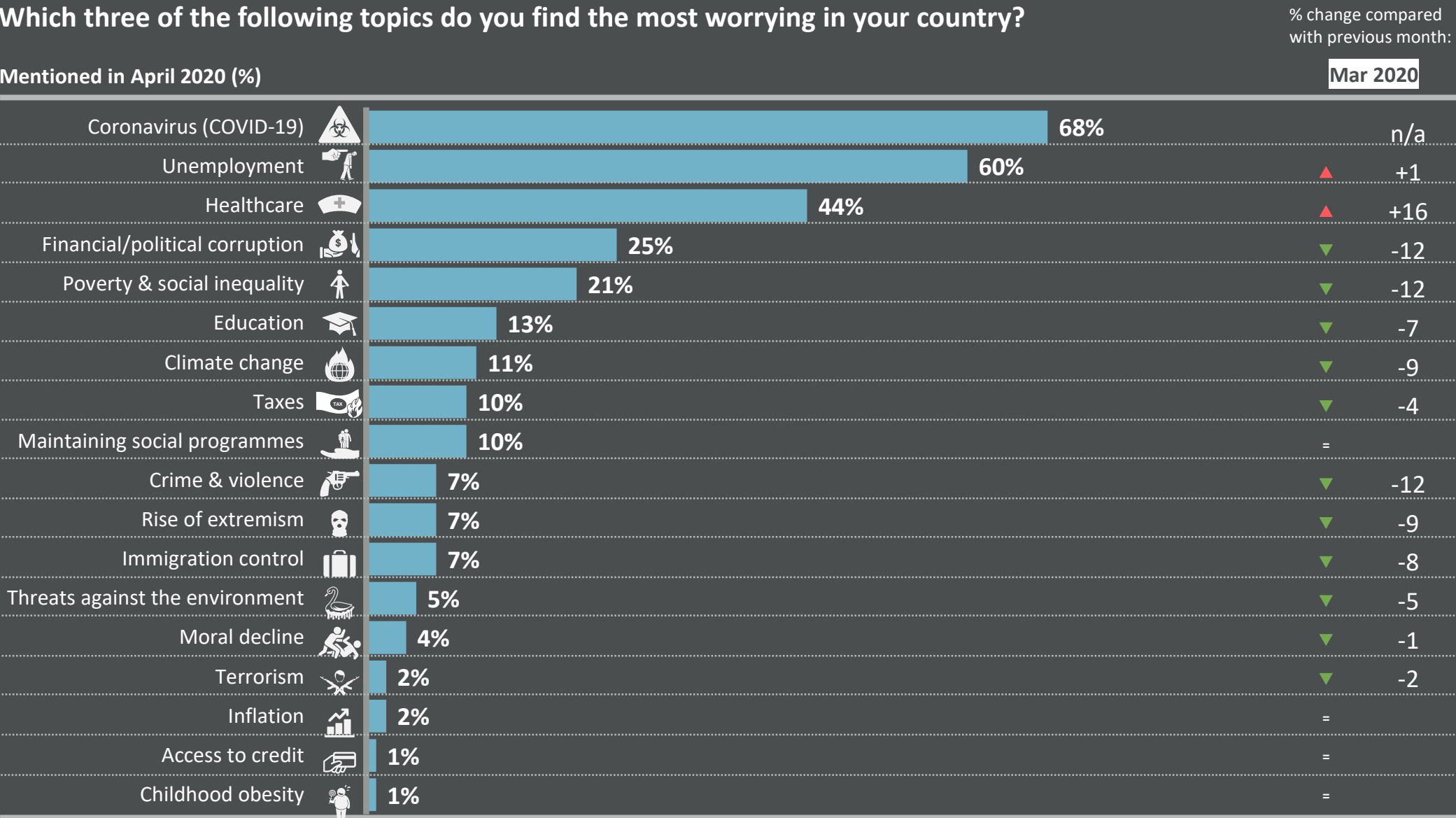
Mar 2020



Base: Representative sample of Korean adults aged 16-74. April 2020: 501; March 2020: 500.

Source: Global Advisor

SPAIN'S WORRIES



Base: Representative sample of Spanish adults aged 16-74. April 2020: 1,000; March 2020: 1,000.
Source: Global Advisor

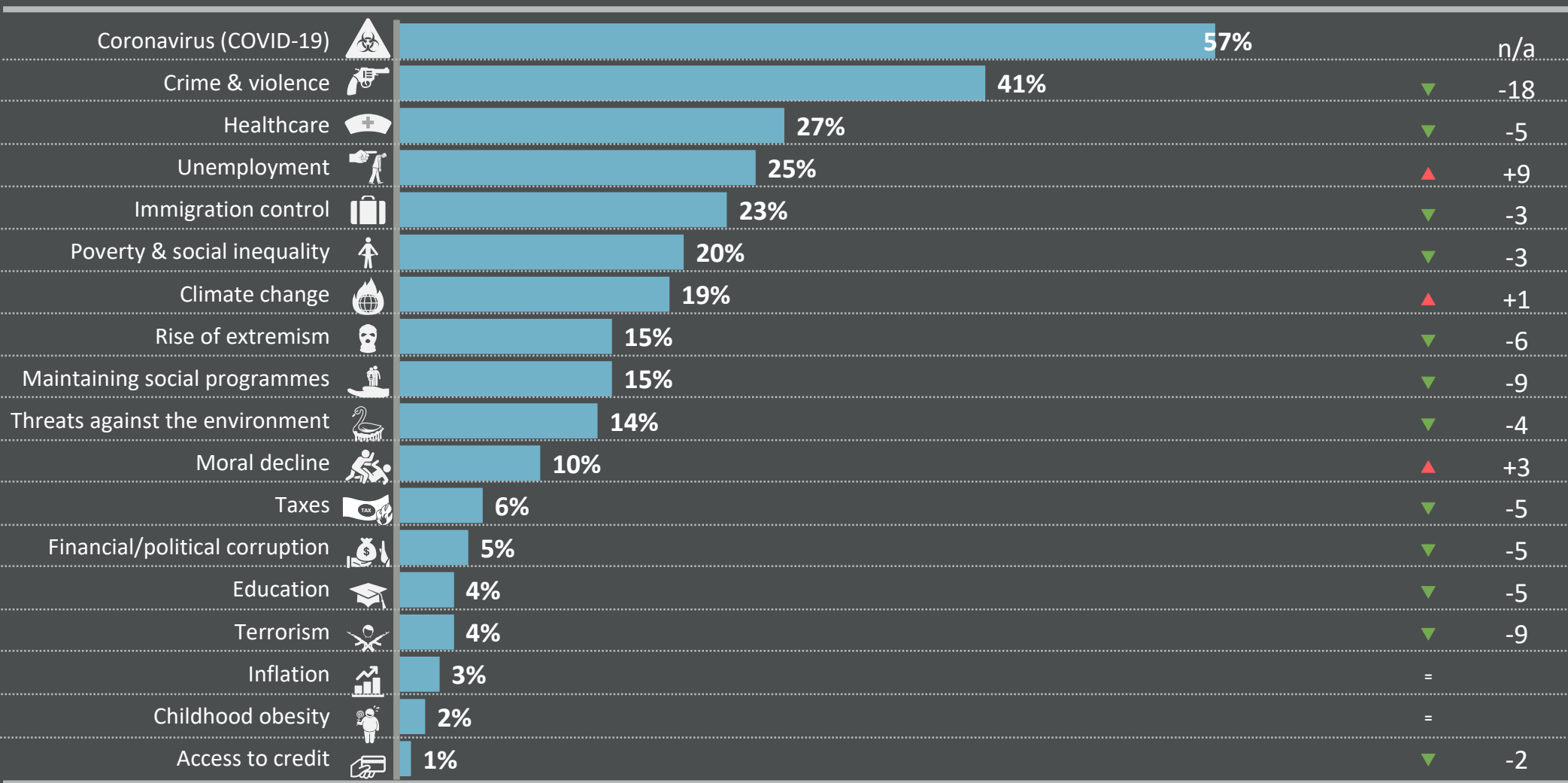
SWEDEN'S WORRIES

Which three of the following topics do you find the most worrying in your country?

% change compared with previous month:

Mentioned in April 2020 (%)

Mar 2020



Base: Representative sample of Swedish adults aged 16-74. April 2020: 500; March 2020: 500.

Source: Global Advisor

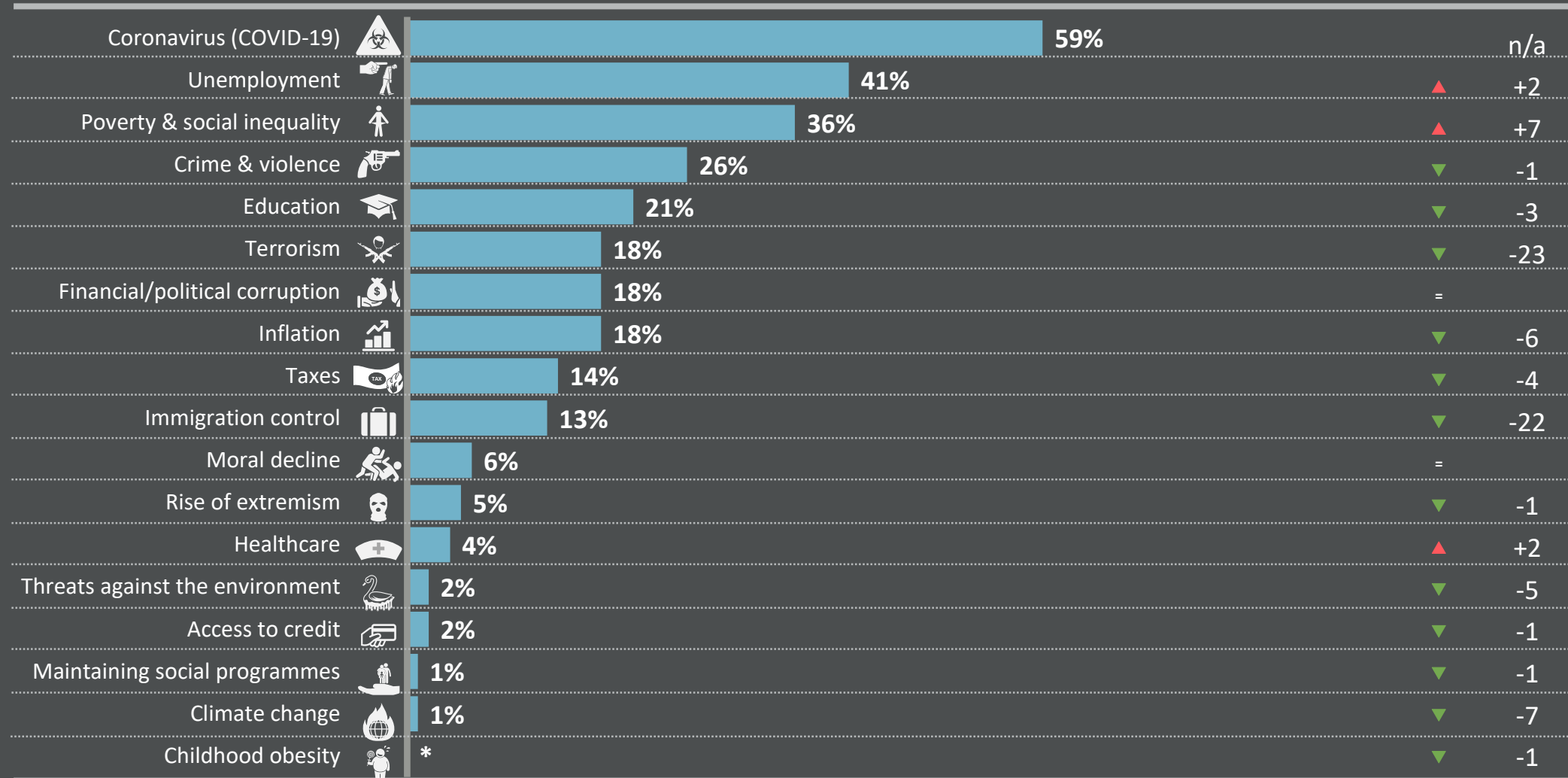
TURKEY'S WORRIES

Which three of the following topics do you find the most worrying in your country?

% change compared with previous month:

Mentioned in April 2020 (%)

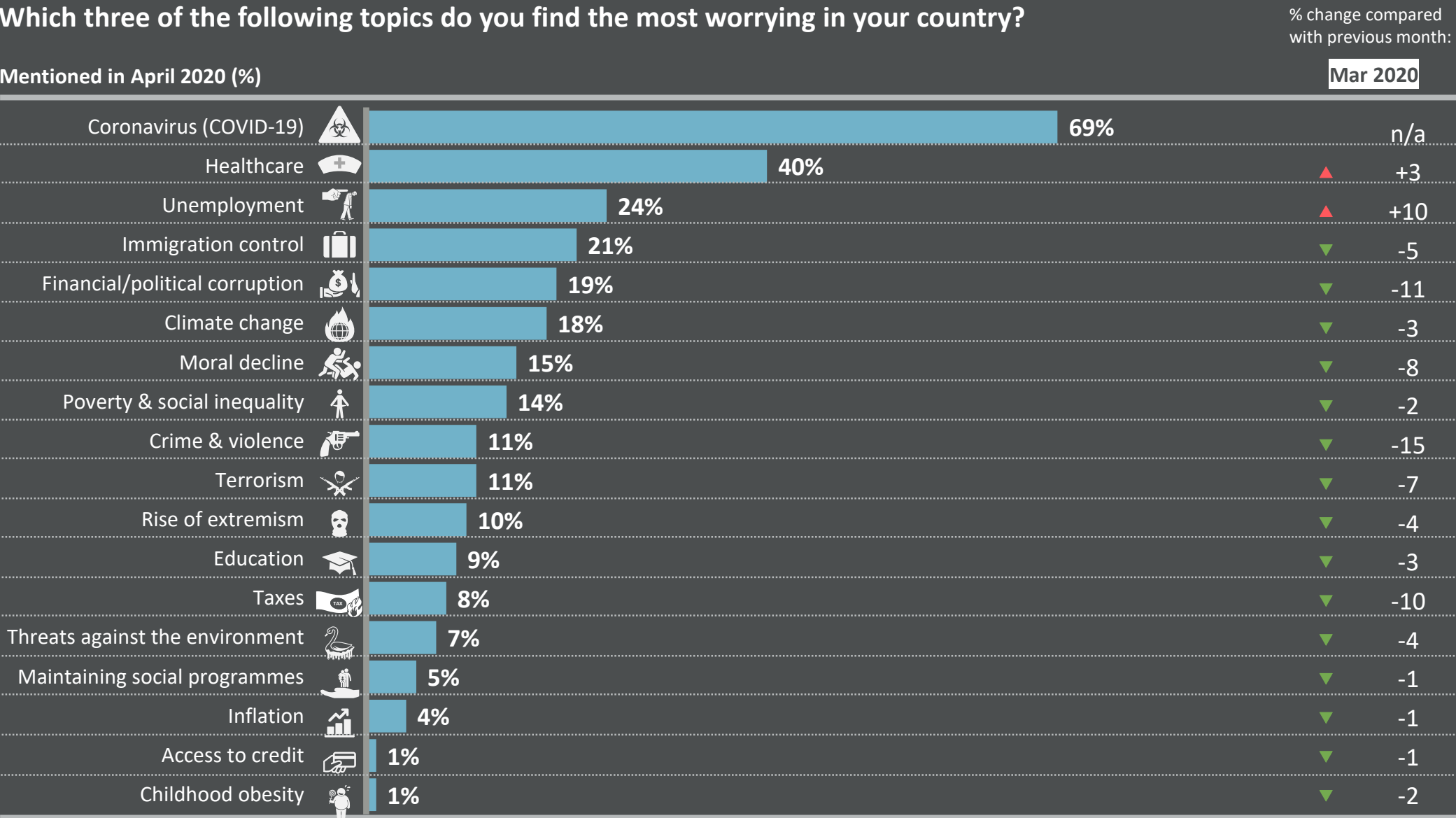
Mar 2020



Base: Representative sample of Turkish adults aged 18-74. April 2020: 501; March 2020: 500.

Source: Global Advisor

US'S WORRIES



Base: Representative sample of American adults aged 18-74. April 2020: 1,000; March 2020: 1,001.
Source: Global Advisor



METHODOLOGY

METHODOLOGY

The survey is conducted monthly in 28 countries around the world via the Ipsos Online Panel system. The countries included are Argentina, Australia, Belgium, Brazil, Canada, Chile, China, France, Great Britain, Germany, Hungary, India, Israel, Italy, Japan, Malaysia, Mexico, Netherlands, Peru, Poland, Russia, Saudi Arabia, South Africa, South Korea, Spain, Sweden, Turkey and the United States of America.

For the results of the survey presented herein, an international sample of 19,505 adults aged 18-74 in the US, South Africa, Turkey, Israel and Canada, and age 16-74 in all other countries, were interviewed between March 20th 2020 and April 3rd 2020. Approximately 1000+ individuals participated on a country by country basis via the Ipsos Online Panel.

The precision of Ipsos online polls are calculated using a credibility interval with a poll of 1,000 accurate to +/- 3.1 percentage points and of 500 accurate to +/- 4.5 percentage points. For more information on the Ipsos use of credibility intervals, please visit the Ipsos website.

Weighting has been employed to balance demographics and ensure that the sample's composition reflects that of the adult population according to the most recent country census data.

A survey with an unweighted probability sample of this size would have an estimated margin of error of +/- 3.1 percentage points for a sample of 1,000 and an estimated margin of error of +/- 4.5 percentage points for a 500 sample 19 times out of 20.

In 17 of the 28 countries surveyed internet penetration is sufficiently high to think of the samples as representative of the wider population within the age ranges covered: Argentina, Australia, Belgium, Canada, France, Germany, Hungary, Israel, Italy, Japan, Netherlands, Poland, South Korea, Spain, Sweden, Great Britain and United States.

Brazil, Chile, China, India, Malaysia, Mexico, Russia, Peru, Saudi Arabia, South Africa and Turkey have lower levels of internet penetration and so these samples should not be considered nationally representative, and instead be considered to represent a more affluent, connected population. These are still a vital social group to understand in these countries, representing an important and emerging middle class.



APPENDIX

FOR MORE INFORMATION

Simon Atkinson

Chief Knowledge Officer

✉ simon.atkinson@ipsos.com

Gideon Skinner

Research Director

✉ gideon.skinner@ipsos.com

Teodros Gebrekal

Researcher

✉ teodros.gebrekal@ipsos.com