

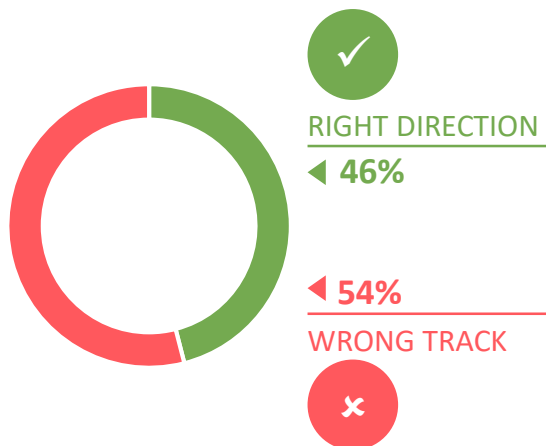
WORLD SUMMARY: APRIL 2020

The majority (54%) of people around the world think things in their country are on the wrong track.

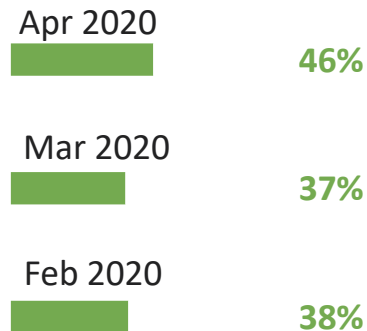
Coronavirus (COVID-19) currently occupies the top spot for global concern with 61% saying this.

Generally speaking, would you say things in this country are heading in the right direction, or are they off on the wrong track?

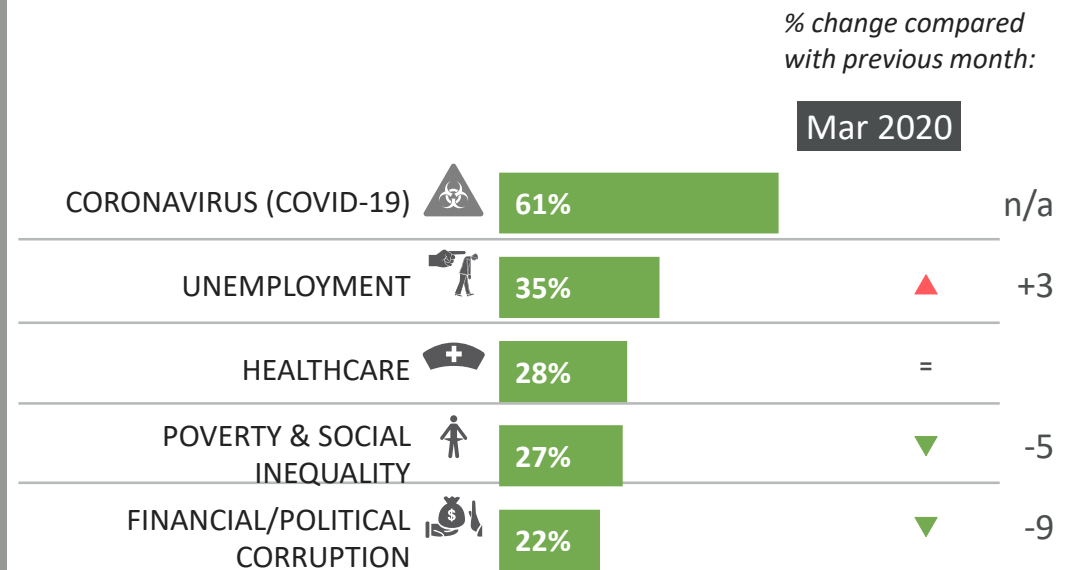
**RIGHT DIRECTION/
WRONG TRACK**
April 2020



RIGHT DIRECTION



Which three of the following topics do you find the most worrying in your country?*



Base: Representative sample of British adults aged 16-74. c.19505 per month
Source: Global Advisor

*Please note that participants in China were not shown the full list of topics for this question. Financial/political corruption, poverty and social inequality, taxes, and rise of extremism were excluded from the list shown to Chinese participants.

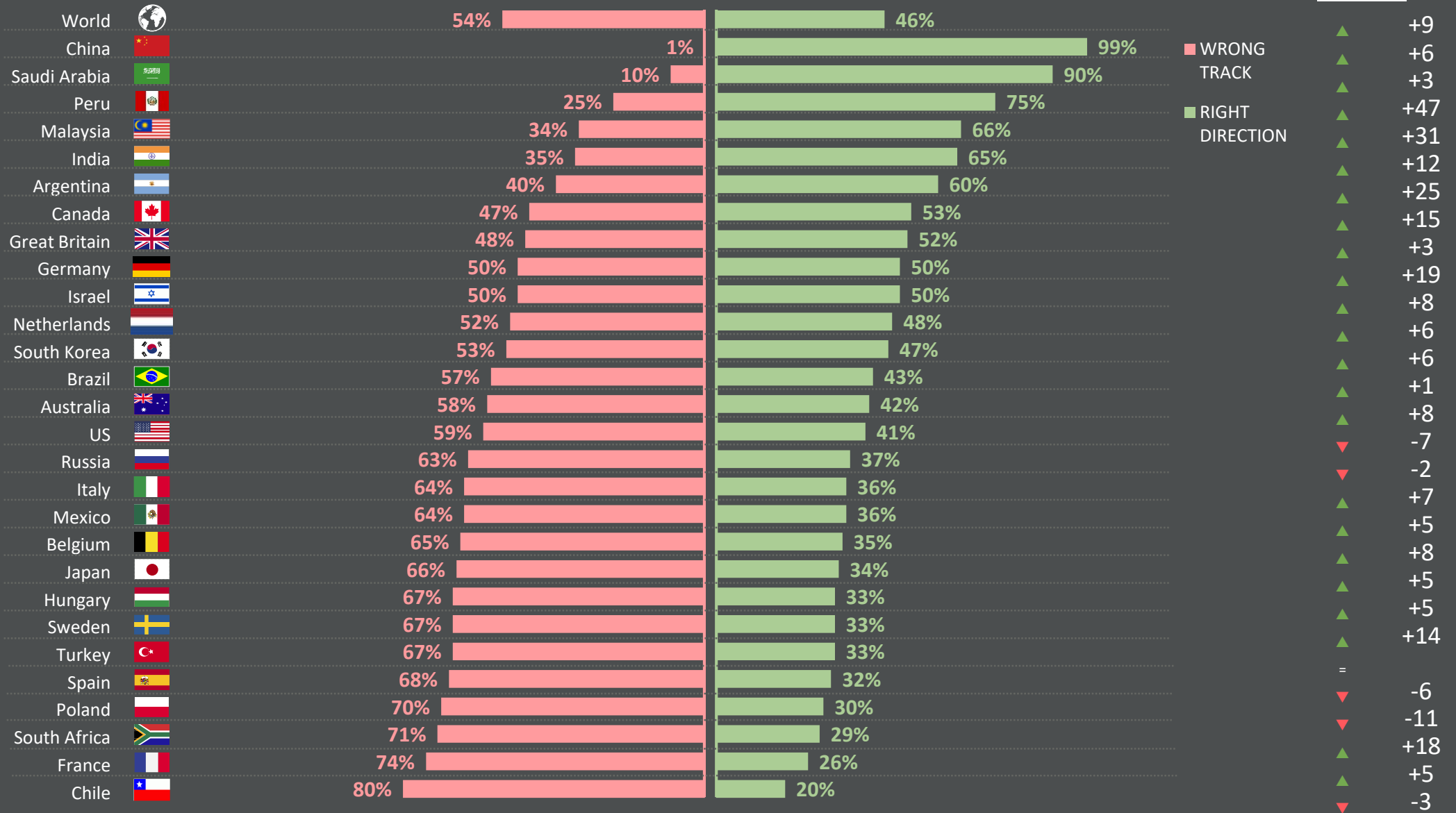
COUNTRY COMPARISON

RIGHT DIRECTION/WRONG TRACK

Ipsos Public Affairs

% change compared with previous month:

Mar 2020



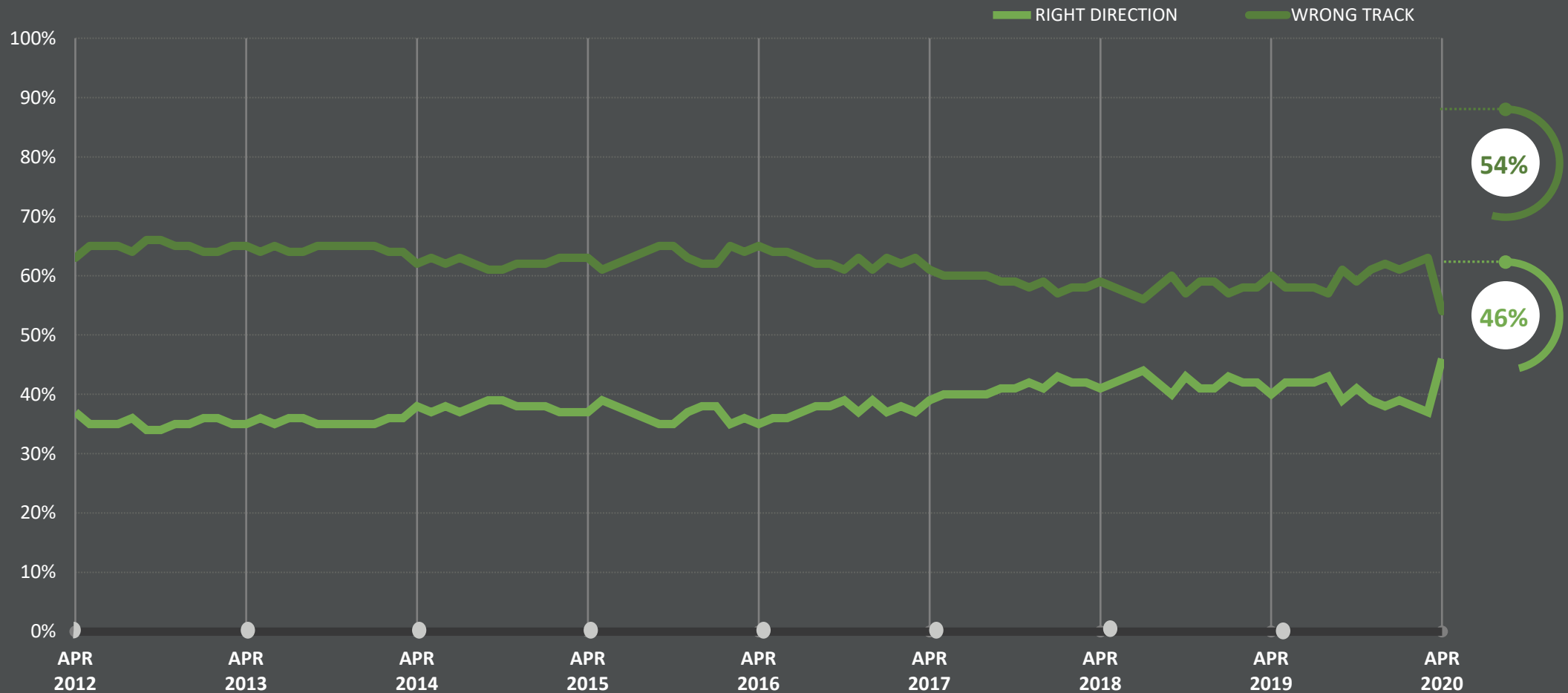
Base: Representative sample of 19,505 adults aged 16-74 in 28 participating countries, March 20th 2020 - April 3rd 2019.

Source: Global Advisor

World Worries | April 2020 | Version 1 | Public | © Ipsos 2019

WORLD: RIGHT DIRECTION/ WRONG TRACK

Generally speaking, would you say things in this country are heading in the right direction, or are they off on the wrong track?



Base: Representative sample of British adults aged 16-74. c.19505 per month

Source: Global Advisor

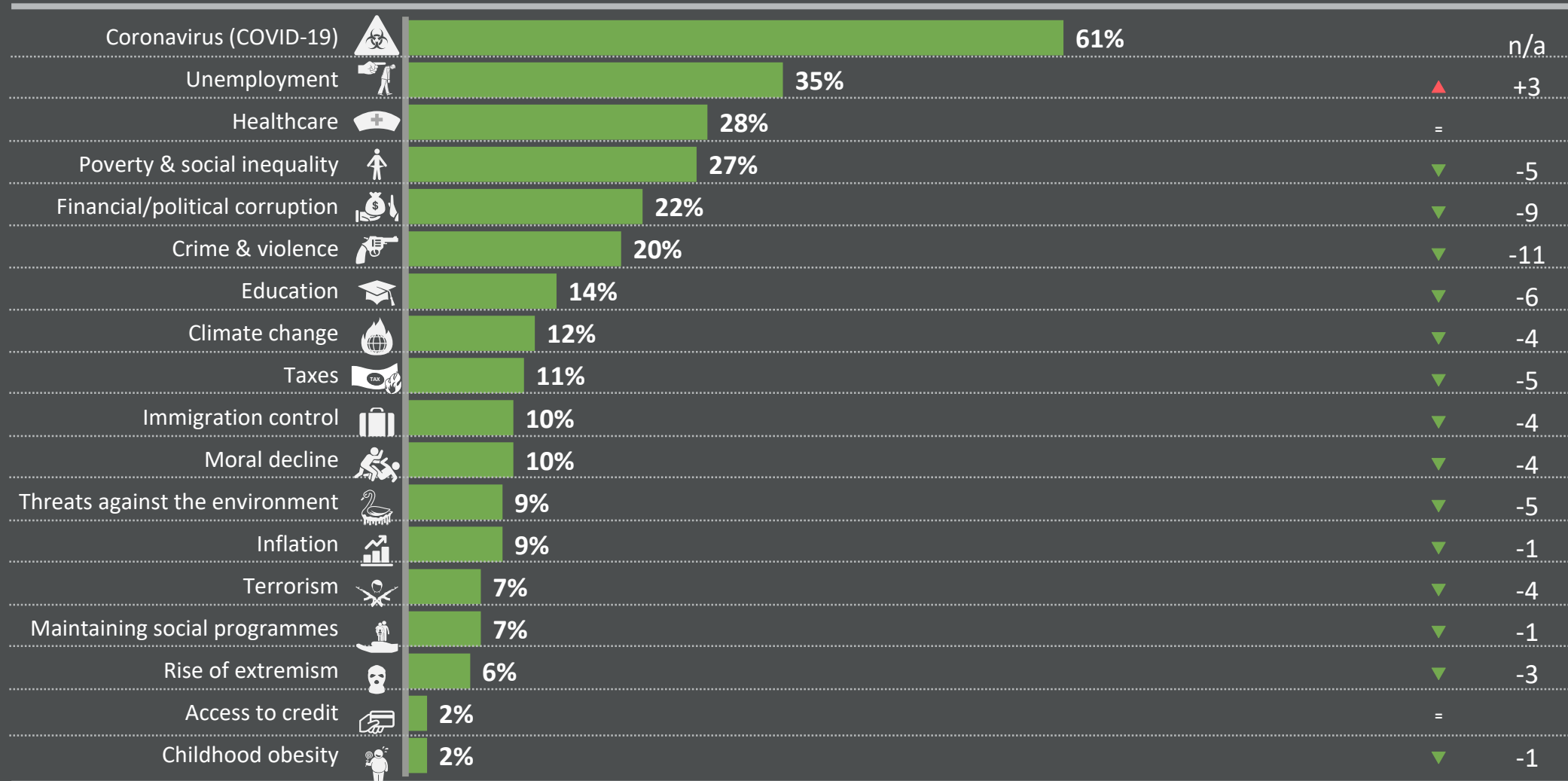
WORLD WORRIES

Which three of the following topics do you find the most worrying in your country?

% change compared with previous month:

Mentioned in April 2020 (%)

Mar 2020



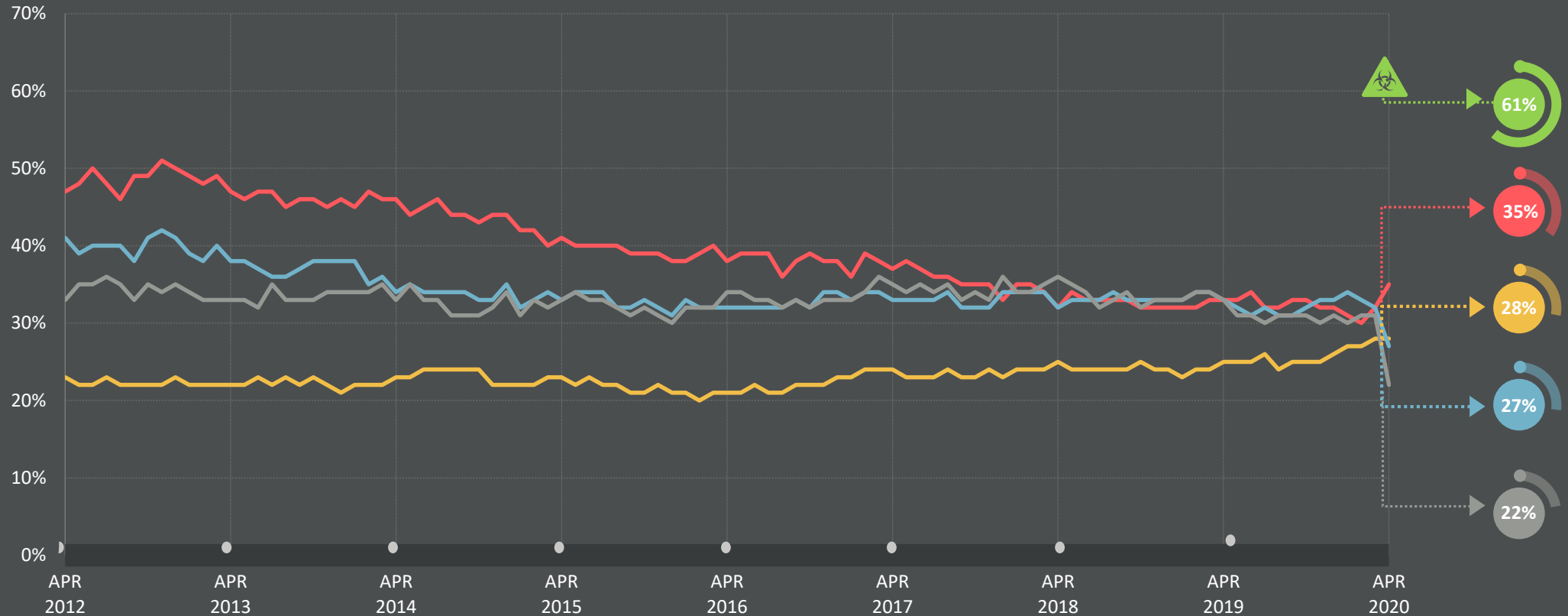
Base: Representative sample of adults aged 16-74. April 2020: 19,505; March 2020: 20,533.


Source: Global Advisor

THE WORLD'S CURRENT TOP 5 WORRIES:


LONG-TERM TRENDS

Which three of the following topics do you find the most worrying in your country?







Coronavirus (COVID-19)




Unemployment



Healthcare



Poverty & social inequality



Financial/political corruption

Base: Representative sample of adults aged 16-64, c.18,000-20,000 per month.

Source: Global Advisor

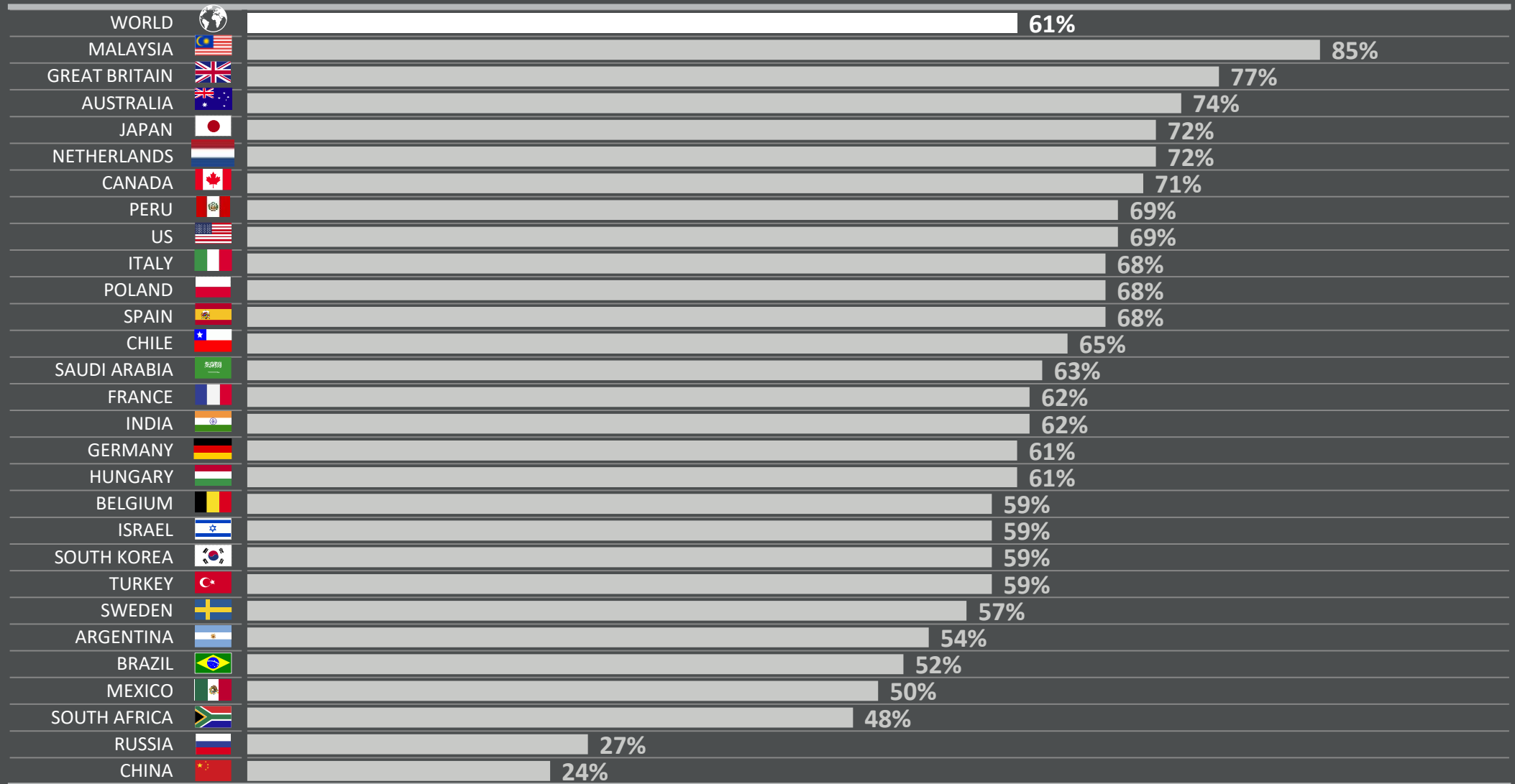
1 | CORONAVIRUS (COVID-19)

Which three of the following topics do you find the most worrying in your country?

% change compared with previous month:

Mar 2020

(%) worried in April 2020 in each country



Base: Representative sample of adults aged 16-74 in 28 participating countries. April 2020: 19,505; March 2020: 20,533.

Source: Global Advisor

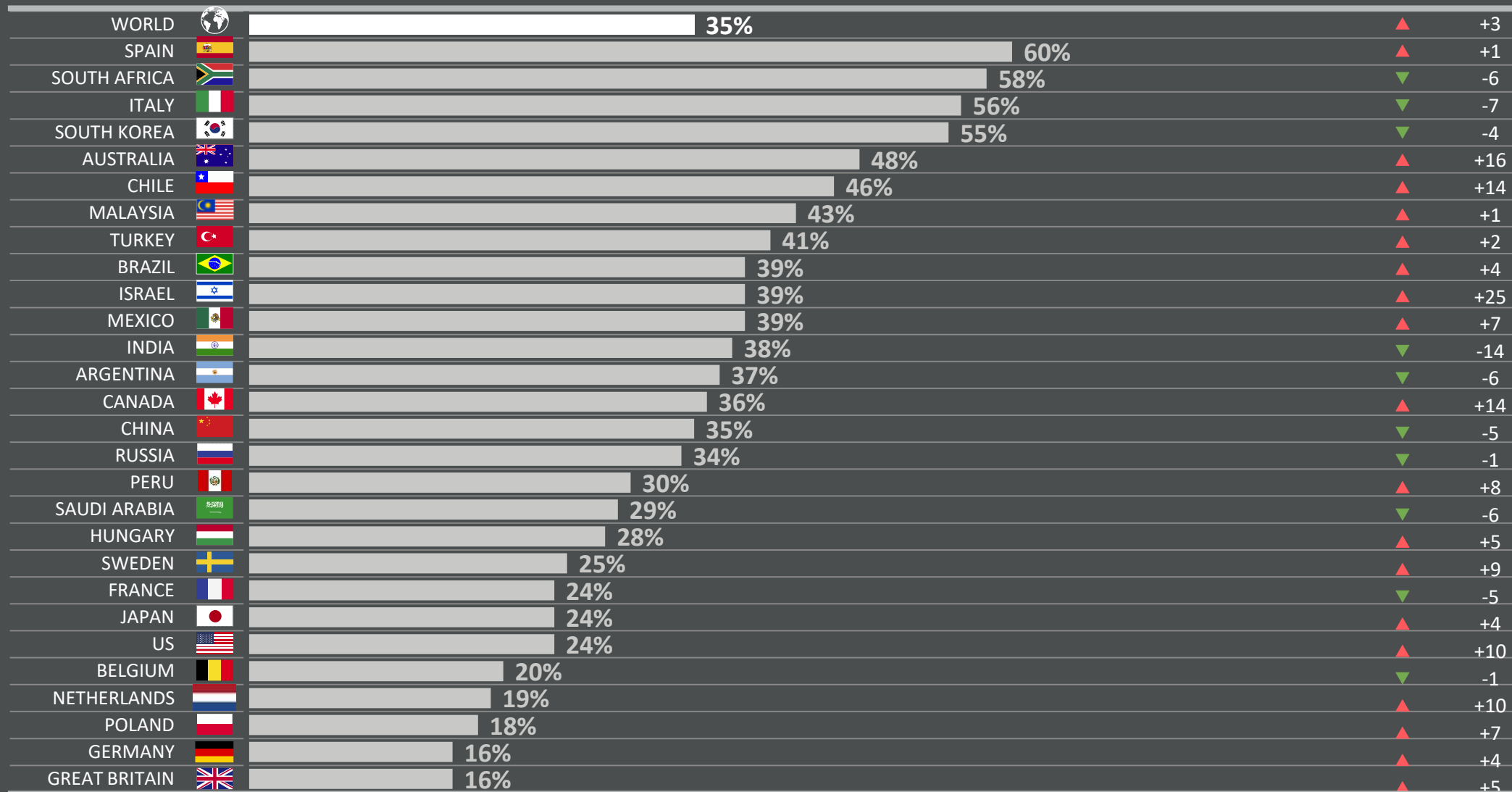
2 | UNEMPLOYMENT AND JOBS

Which three of the following topics do you find the most worrying in your country?

% change compared with previous month:

(%) worried in April 2020 in each country

Mar 2020



Base: Representative sample of adults aged 16-74 in 28 participating countries. April 2020: 19,505; March 2020: 20,533.

Source: Global Advisor

3 | HEALTHCARE

Which three of the following topics do you find the most worrying in your country?

% change compared with previous month:

(%) worried in April 2020 in each country

Mar 2020

| Country | April 2020 (%) | Mar 2020 (%) | % Change |
|---------------|----------------|--------------|----------|
| WORLD | 28% | = | = |
| HUNGARY | 59% | -6 | ▼ |
| POLAND | 51% | -2 | ▼ |
| BRAZIL | 46% | -2 | ▼ |
| SPAIN | 44% | +16 | ▲ |
| GREAT BRITAIN | 43% | -1 | ▼ |
| US | 40% | +3 | ▲ |
| CANADA | 38% | -7 | ▼ |
| NETHERLANDS | 37% | -1 | ▼ |
| ISRAEL | 32% | = | = |
| AUSTRALIA | 31% | +2 | ▲ |
| CHINA | 30% | +5 | ▲ |
| RUSSIA | 30% | -8 | ▼ |
| CHILE | 27% | -3 | ▼ |
| FRANCE | 27% | +8 | ▲ |
| SWEDEN | 27% | -5 | ▼ |
| ITALY | 26% | +1 | ▲ |
| BELGIUM | 21% | -4 | ▼ |
| GERMANY | 21% | +5 | ▲ |
| MEXICO | 19% | +1 | ▲ |
| PERU | 19% | -1 | ▼ |
| SOUTH AFRICA | 19% | +2 | ▲ |
| JAPAN | 18% | -8 | ▼ |
| ARGENTINA | 16% | +7 | ▲ |
| INDIA | 16% | +5 | ▲ |
| MALAYSIA | 16% | +1 | ▲ |
| SAUDI ARABIA | 13% | -3 | ▼ |
| SOUTH KOREA | 6% | -11 | ▼ |
| TURKEY | 4% | +2 | ▲ |

Base: Representative sample of adults aged 16-74 in 28 participating countries. April 2020: 19,505; March 2020: 20,533.

Source: Global Advisor

4 | POVERTY & SOCIAL INEQUALITY

Which three of the following topics do you find the most worrying in your country?

% change compared with previous month:

(%) worried in April 2020 in each country

Mar 2020

| Country | % Worried (Apr 2020) | % Change (Mar 2020) |
|---------------|----------------------|---------------------|
| WORLD | 27% | -5 |
| RUSSIA | 61% | +1 |
| CHILE | 46% | -3 |
| ARGENTINA | 36% | -3 |
| TURKEY | 36% | +7 |
| MEXICO | 35% | -4 |
| HUNGARY | 34% | -11 |
| GERMANY | 33% | -13 |
| BRAZIL | 32% | = |
| FRANCE | 32% | -7 |
| BELGIUM | 29% | -5 |
| PERU | 29% | = |
| SOUTH AFRICA | 29% | -3 |
| SOUTH KOREA | 28% | -10 |
| JAPAN | 27% | -6 |
| NETHERLANDS | 25% | -7 |
| GREAT BRITAIN | 24% | -6 |
| ITALY | 24% | -3 |
| INDIA | 23% | -3 |
| SPAIN | 21% | -12 |
| ISRAEL | 20% | -10 |
| SWEDEN | 20% | -3 |
| CANADA | 19% | -8 |
| MALAYSIA | 19% | -9 |
| POLAND | 18% | -2 |
| AUSTRALIA | 17% | -7 |
| SAUDI ARABIA | 14% | -7 |
| US | 14% | -2 |

Base: Representative sample of adults aged 16-74 in 28 participating countries. April 2020: 19,505; March 2020: 20,533.

Source: Global Advisor

5 | FINANCIAL/POLITICAL CORRUPTION

Which three of the following topics do you find the most worrying in your country?

% change compared with previous month:

(%) worried in April 2020 in each country

Mar 2020

| Country | April 2020 (%) | Mar 2020 (%) | % change |
|---------------|----------------|--------------|----------|
| WORLD | 22% | | -9 |
| RUSSIA | 51% | | -2 |
| SOUTH AFRICA | 44% | | -17 |
| PERU | 39% | | -14 |
| HUNGARY | 38% | | -10 |
| INDIA | 33% | | -8 |
| SOUTH KOREA | 33% | | -7 |
| CHILE | 31% | | -11 |
| MALAYSIA | 30% | | -30 |
| BRAZIL | 27% | | -6 |
| ISRAEL | 26% | | -8 |
| SPAIN | 25% | | -12 |
| ARGENTINA | 24% | | -8 |
| MEXICO | 23% | | -6 |
| JAPAN | 21% | | -4 |
| POLAND | 21% | | -13 |
| BELGIUM | 19% | | -2 |
| US | 19% | | -11 |
| TURKEY | 18% | | = |
| SAUDI ARABIA | 17% | | -5 |
| CANADA | 13% | | -7 |
| ITALY | 13% | | -10 |
| FRANCE | 12% | | -8 |
| AUSTRALIA | 11% | | -12 |
| GREAT BRITAIN | 7% | | -4 |
| NETHERLANDS | 7% | | -2 |
| GERMANY | 6% | | -4 |
| SWEDEN | 5% | | -5 |

Base: Representative sample of adults aged 16-74 in 28 participating countries. April 2020: 19,505; March 2020: 20,533.

Source: Global Advisor

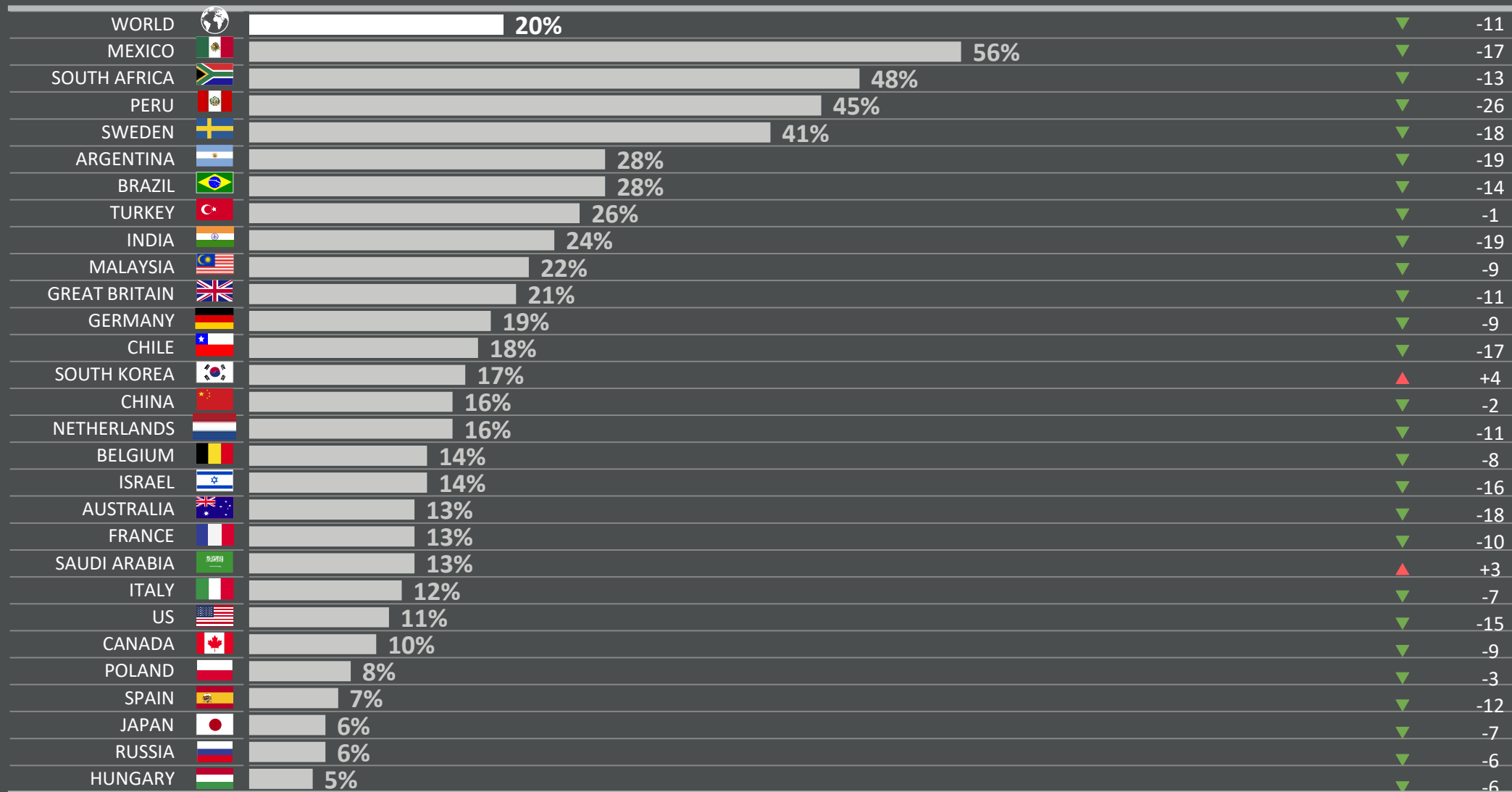
6 | CRIME & VIOLENCE

Which three of the following topics do you find the most worrying in your country?

% change compared with previous month:

(%) worried in April 2020 in each country

Mar 2020



Base: Representative sample of adults aged 16-74 in 28 participating countries. April 2020: 19,505; March 2020: 20,533.

Source: Global Advisor

7 | EDUCATION

Which three of the following topics do you find the most worrying in your country?

% change compared with previous month:

(%) worried in April 2020 in each country

Mar 2020

| Country | April 2020 (%) | Mar 2020 (%) | % change |
|---------------|----------------|--------------|----------|
| WORLD | 14% | | -6 |
| PERU | 25% | | -3 |
| CHILE | 24% | | -18 |
| ARGENTINA | 23% | | -8 |
| ISRAEL | 23% | | -14 |
| MEXICO | 23% | | -3 |
| BRAZIL | 22% | | -13 |
| TURKEY | 21% | | -3 |
| CHINA | 20% | | -6 |
| HUNGARY | 19% | | -8 |
| SAUDI ARABIA | 17% | | -2 |
| NETHERLANDS | 15% | | -11 |
| BELGIUM | 14% | | -1 |
| INDIA | 14% | | -2 |
| RUSSIA | 14% | | -6 |
| SPAIN | 13% | | -7 |
| CANADA | 12% | | -7 |
| SOUTH AFRICA | 12% | | -7 |
| GERMANY | 11% | | -1 |
| FRANCE | 9% | | -5 |
| JAPAN | 9% | | -3 |
| MALAYSIA | 9% | | -5 |
| US | 9% | | -3 |
| AUSTRALIA | 8% | | -5 |
| GREAT BRITAIN | 7% | | -4 |
| POLAND | 7% | | -7 |
| ITALY | 6% | | -5 |
| SOUTH KOREA | 6% | | -2 |
| SWEDEN | 4% | | -5 |

Base: Representative sample of adults aged 16-74 in 28 participating countries. April 2020: 19,505; March 2020: 20,533.

Source: Global Advisor

8 | CLIMATE CHANGE

Which three of the following topics do you find the most worrying in your country?

% change compared with previous month:

(%) worried in April 2020 in each country

Mar 2020

| Country | April 2020 (%) | Mar 2020 (%) | % change |
|---------------|----------------|--------------|----------|
| WORLD | 12% | | -4 |
| CHINA | 26% | | -4 |
| AUSTRALIA | 25% | | -12 |
| FRANCE | 22% | | -4 |
| CANADA | 21% | | -12 |
| GERMANY | 21% | | -7 |
| NETHERLANDS | 20% | | -6 |
| SWEDEN | 19% | | +1 |
| GREAT BRITAIN | 18% | | -11 |
| US | 18% | | -3 |
| BELGIUM | 17% | | -7 |
| JAPAN | 17% | | -10 |
| SAUDI ARABIA | 15% | | -2 |
| POLAND | 14% | | -7 |
| INDIA | 11% | | -2 |
| SPAIN | 11% | | -9 |
| ITALY | 10% | | -6 |
| MEXICO | 8% | | -1 |
| SOUTH KOREA | 7% | | -7 |
| CHILE | 6% | | -3 |
| HUNGARY | 4% | | -5 |
| MALAYSIA | 4% | | = |
| PERU | 3% | | -5 |
| RUSSIA | 3% | | -1 |
| ARGENTINA | 2% | | -1 |
| BRAZIL | 2% | | -3 |
| ISRAEL | 2% | | -2 |
| SOUTH AFRICA | 2% | | -2 |
| TURKEY | 1% | | -7 |

Base: Representative sample of adults aged 16-74 in 28 participating countries. April 2020: 19,505; March 2020: 20,533.

Source: Global Advisor

9 | TAXES

Which three of the following topics do you find the most worrying in your country?

% change compared with previous month:

(%) worried in April 2020 in each country

Mar 2020

| Country | Flag | April 2020 (%) | Mar 2020 (%) | % change |
|---------------|------|----------------|--------------|----------|
| WORLD | | 11% | | -5 |
| ITALY | | 27% | | -7 |
| BELGIUM | | 23% | | -12 |
| CANADA | | 20% | | -10 |
| JAPAN | | 18% | | -9 |
| POLAND | | 18% | | -4 |
| FRANCE | | 16% | | -8 |
| RUSSIA | | 16% | | -3 |
| ARGENTINA | | 15% | | -1 |
| SOUTH KOREA | | 14% | | -6 |
| TURKEY | | 14% | | -4 |
| NETHERLANDS | | 12% | | -7 |
| BRAZIL | | 11% | | -8 |
| ISRAEL | | 10% | | -11 |
| SAUDI ARABIA | | 10% | | -10 |
| SPAIN | | 10% | | -4 |
| INDIA | | 9% | | -2 |
| MEXICO | | 8% | | -4 |
| US | | 8% | | -10 |
| AUSTRALIA | | 7% | | -7 |
| GERMANY | | 7% | | -3 |
| SWEDEN | | 6% | | -5 |
| GREAT BRITAIN | | 5% | | -4 |
| SOUTH AFRICA | | 5% | | -4 |
| MALAYSIA | | 4% | | -8 |
| CHILE | | 3% | | -2 |
| PERU | | 3% | | -1 |
| HUNGARY | | 2% | | -7 |

Base: Representative sample of adults aged 16-74 in 28 participating countries. April 2020: 19,505; March 2020: 20,533.

Source: Global Advisor

10 | IMMIGRATION CONTROL

Which three of the following topics do you find the most worrying in your country?

% change compared with previous month:

(%) worried in April 2020 in each country

Mar 2020

| Country | April 2020 (%) | Mar 2020 (%) | % change |
|---------------|----------------|--------------|----------|
| WORLD | 10% | | -4 |
| GERMANY | 28% | | +1 |
| BELGIUM | 23% | | -3 |
| SWEDEN | 23% | | -3 |
| US | 21% | | -5 |
| CANADA | 15% | | -4 |
| FRANCE | 15% | | -5 |
| GREAT BRITAIN | 14% | | -8 |
| ITALY | 14% | | -9 |
| NETHERLANDS | 14% | | -8 |
| AUSTRALIA | 13% | | -8 |
| TURKEY | 13% | | -22 |
| PERU | 12% | | -8 |
| CHINA | 10% | | = |
| HUNGARY | 9% | | -1 |
| SOUTH AFRICA | 7% | | +1 |
| SPAIN | 7% | | -8 |
| INDIA | 5% | | -1 |
| ISRAEL | 5% | | -3 |
| JAPAN | 5% | | -4 |
| MALAYSIA | 5% | | -1 |
| CHILE | 4% | | -6 |
| POLAND | 4% | | -2 |
| SAUDI ARABIA | 4% | | = |
| ARGENTINA | 3% | | -2 |
| RUSSIA | 3% | | -2 |
| BRAZIL | 2% | | = |
| SOUTH KOREA | 2% | | = |
| MEXICO | 1% | | -2 |

Base: Representative sample of adults aged 16-74 in 28 participating countries. April 2020: 19,505; March 2020: 20,533.

Source: Global Advisor

11 | MORAL DECLINE

Which three of the following topics do you find the most worrying in your country?

% change compared with previous month:

(%) worried in April 2020 in each country

Mar 2020

| Country | Flag | April 2020 (%) | Mar 2020 (%) | % Change |
|---------------|------|----------------|--------------|----------|
| WORLD | | 10% | | -4 |
| CHINA | | 23% | | -3 |
| JAPAN | | 17% | | -5 |
| POLAND | | 15% | | -3 |
| SOUTH KOREA | | 15% | | -1 |
| US | | 15% | | -8 |
| GERMANY | | 14% | | -5 |
| MALAYSIA | | 13% | | -9 |
| SAUDI ARABIA | | 12% | | -10 |
| FRANCE | | 11% | | -2 |
| GREAT BRITAIN | | 11% | | -4 |
| ISRAEL | | 11% | | -6 |
| NETHERLANDS | | 11% | | -7 |
| BELGIUM | | 10% | | = |
| SWEDEN | | 10% | | +3 |
| RUSSIA | | 9% | | -4 |
| AUSTRALIA | | 8% | | -7 |
| CANADA | | 8% | | -2 |
| HUNGARY | | 8% | | -5 |
| ARGENTINA | | 7% | | -4 |
| INDIA | | 7% | | -3 |
| ITALY | | 7% | | -5 |
| PERU | | 7% | | -4 |
| SOUTH AFRICA | | 7% | | = |
| TURKEY | | 6% | | = |
| BRAZIL | | 5% | | -1 |
| CHILE | | 5% | | -3 |
| MEXICO | | 5% | | -7 |
| SPAIN | | 4% | | -1 |

Base: Representative sample of adults aged 16-74 in 28 participating countries. April 2020: 19,505; March 2020: 20,533.

Source: Global Advisor

12 | THREATS AGAINST THE ENVIRONMENT

Which three of the following topics do you find the most worrying in your country?

% change compared with previous month:

(%) worried in April 2020 in each country

Mar 2020

| Country | Flag | April 2020 (%) | Mar 2020 (%) | % change |
|---------------|------|----------------|--------------|----------|
| WORLD | | 9% | | -5 |
| CHINA | | 35% | | -4 |
| FRANCE | | 18% | | -4 |
| GERMANY | | 15% | | -6 |
| POLAND | | 14% | | -4 |
| SWEDEN | | 14% | | -4 |
| AUSTRALIA | | 12% | | -6 |
| INDIA | | 12% | | -3 |
| NETHERLANDS | | 12% | | -7 |
| GREAT BRITAIN | | 10% | | -6 |
| CANADA | | 9% | | -6 |
| JAPAN | | 9% | | -4 |
| RUSSIA | | 9% | | -2 |
| SOUTH KOREA | | 9% | | -10 |
| BELGIUM | | 8% | | -5 |
| SAUDI ARABIA | | 8% | | -5 |
| MALAYSIA | | 7% | | -5 |
| MEXICO | | 7% | | -6 |
| US | | 7% | | -4 |
| BRAZIL | | 6% | | -6 |
| ITALY | | 6% | | -6 |
| CHILE | | 5% | | -3 |
| PERU | | 5% | | -10 |
| SPAIN | | 5% | | -5 |
| HUNGARY | | 3% | | -2 |
| ISRAEL | | 3% | | -2 |
| SOUTH AFRICA | | 3% | | = |
| ARGENTINA | | 2% | | -2 |
| TURKEY | | 2% | | -5 |

Base: Representative sample of adults aged 16-74 in 28 participating countries. April 2020: 19,505; March 2020: 20,533.

Source: Global Advisor

13 | INFLATION

Which three of the following topics do you find the most worrying in your country?

% change compared with previous month:

(%) worried in April 2020 in each country

Mar 2020

| Country | Flag | April 2020 (%) | Mar 2020 (%) | % change |
|---------------|------|----------------|--------------|----------|
| WORLD | | 9% | | -1 |
| ARGENTINA | | 38% | | -7 |
| CHINA | | 26% | | +2 |
| TURKEY | | 18% | | -6 |
| POLAND | | 15% | | -8 |
| RUSSIA | | 15% | | +4 |
| MALAYSIA | | 13% | | -1 |
| MEXICO | | 12% | | +2 |
| INDIA | | 9% | | -1 |
| SOUTH KOREA | | 9% | | -1 |
| AUSTRALIA | | 7% | | -3 |
| BRAZIL | | 7% | | -1 |
| CANADA | | 7% | | -3 |
| CHILE | | 6% | | = |
| GERMANY | | 6% | | = |
| SAUDI ARABIA | | 6% | | -4 |
| HUNGARY | | 5% | | -5 |
| JAPAN | | 5% | | -3 |
| BELGIUM | | 4% | | -2 |
| FRANCE | | 4% | | -1 |
| ITALY | | 4% | | -1 |
| PERU | | 4% | | +1 |
| SOUTH AFRICA | | 4% | | -2 |
| US | | 4% | | -1 |
| SWEDEN | | 3% | | = |
| GREAT BRITAIN | | 2% | | -2 |
| ISRAEL | | 2% | | -1 |
| NETHERLANDS | | 2% | | = |
| SPAIN | | 2% | | = |

Base: Representative sample of adults aged 16-74 in 28 participating countries. April 2020: 19,505; March 2020: 20,533.

Source: Global Advisor

14 | TERRORISM

Which three of the following topics do you find the most worrying in your country?

% change compared with previous month:

(%) worried in April 2020 in each country

Mar 2020

| Country | Flag | April 2020 (%) | Mar 2020 (%) | % change |
|---------------|------|----------------|--------------|----------|
| WORLD | | 7% | | -4 |
| ISRAEL | | 27% | | -11 |
| TURKEY | | 18% | | -23 |
| SAUDI ARABIA | | 16% | | -2 |
| FRANCE | | 13% | | -6 |
| GREAT BRITAIN | | 13% | | -10 |
| INDIA | | 13% | | -9 |
| US | | 11% | | -7 |
| BELGIUM | | 10% | | -3 |
| CHINA | | 9% | | = |
| GERMANY | | 9% | | -9 |
| NETHERLANDS | | 6% | | -4 |
| AUSTRALIA | | 5% | | -4 |
| MALAYSIA | | 5% | | -5 |
| SWEDEN | | 4% | | -9 |
| MEXICO | | 3% | | -2 |
| BRAZIL | | 2% | | = |
| CANADA | | 2% | | -4 |
| CHILE | | 2% | | -4 |
| ITALY | | 2% | | -1 |
| JAPAN | | 2% | | -2 |
| PERU | | 2% | | -2 |
| RUSSIA | | 2% | | = |
| SPAIN | | 2% | | -2 |
| POLAND | | 1% | | -4 |
| SOUTH AFRICA | | 1% | | = |
| SOUTH KOREA | | 1% | | -1 |
| ARGENTINA | | * | | = |
| HUNGARY | | * | | -6 |

Base: Representative sample of adults aged 16-74 in 28 participating countries. April 2020: 19,505; March 2020: 20,533.

Source: Global Advisor

15 | MAINTAINING SOCIAL PROGRAMMES

Which three of the following topics do you find the most worrying in your country?

% change compared with previous month:

(%) worried in April 2020 in each country

Mar 2020

| Country | Flag | April 2020 (%) | Change | Mar 2020 (%) |
|---------------|------|----------------|--------|--------------|
| WORLD | | 7% | ▼ | -1 |
| JAPAN | | 21% | ▼ | -10 |
| CHINA | | 19% | = | |
| SOUTH KOREA | | 15% | ▼ | -5 |
| SWEDEN | | 15% | ▼ | -9 |
| ITALY | | 10% | ▲ | +1 |
| POLAND | | 10% | = | |
| SPAIN | | 10% | = | |
| GREAT BRITAIN | | 9% | ▼ | -3 |
| AUSTRALIA | | 7% | ▲ | +1 |
| RUSSIA | | 7% | ▼ | -1 |
| NETHERLANDS | | 7% | ▼ | -5 |
| ISRAEL | | 6% | = | |
| BELGIUM | | 5% | ▼ | -1 |
| CANADA | | 5% | ▼ | -2 |
| SAUDI ARABIA | | 5% | ▼ | -2 |
| US | | 5% | ▼ | -1 |
| ARGENTINA | | 4% | ▼ | -1 |
| GERMANY | | 4% | ▼ | -3 |
| BRAZIL | | 3% | = | |
| CHILE | | 3% | ▼ | -1 |
| FRANCE | | 3% | ▼ | -1 |
| HUNGARY | | 3% | = | |
| MALAYSIA | | 3% | ▼ | -2 |
| MEXICO | | 3% | ▼ | -2 |
| INDIA | | 2% | ▼ | -1 |
| SOUTH AFRICA | | 2% | ▲ | +1 |
| PERU | | 1% | ▼ | -1 |
| TURKEY | | 1% | ▼ | -1 |

Base: Representative sample of adults aged 16-74 in 28 participating countries. April 2020: 19,505; March 2020: 20,533.

Source: Global Advisor

16 | RISE OF EXTREMISM

Which three of the following topics do you find the most worrying in your country?

% change compared with previous month:

(%) worried in April 2020 in each country

Mar 2020

| Country | Flag | April 2020 (%) | Mar 2020 (%) | % Change |
|---------------|------|----------------|--------------|----------|
| WORLD | | 6% | | -3 |
| SWEDEN | | 15% | | -6 |
| BELGIUM | | 14% | | -1 |
| GERMANY | | 13% | | -15 |
| MALAYSIA | | 11% | | -6 |
| NETHERLANDS | | 11% | | -6 |
| INDIA | | 10% | | -2 |
| US | | 10% | | -4 |
| FRANCE | | 9% | | -5 |
| SOUTH KOREA | | 9% | | -1 |
| GREAT BRITAIN | | 8% | | -12 |
| ISRAEL | | 8% | | = |
| SPAIN | | 7% | | -9 |
| POLAND | | 6% | | -5 |
| AUSTRALIA | | 5% | | -2 |
| BRAZIL | | 5% | | -3 |
| TURKEY | | 5% | | -1 |
| CANADA | | 4% | | -4 |
| CHILE | | 4% | | -5 |
| HUNGARY | | 3% | | -2 |
| ITALY | | 3% | | -6 |
| SAUDI ARABIA | | 3% | | -1 |
| ARGENTINA | | 2% | | +1 |
| JAPAN | | 2% | | -1 |
| SOUTH AFRICA | | 2% | | -2 |
| MEXICO | | 1% | | -1 |
| PERU | | 1% | | = |
| RUSSIA | | 1% | | = |

Base: Representative sample of adults aged 16-74 in 28 participating countries. April 2020: 19,505; March 2020: 20,533.

Source: Global Advisor

17 | ACCESS TO CREDIT

Which three of the following topics do you find the most worrying in your country?

% change compared with previous month:

(%) worried in April 2020 in each country

Mar 2020

| Country | Flag | April 2020 (%) | Mar 2020 (%) | % Change |
|---------------|------|----------------|--------------|----------|
| WORLD | | 2% | = | = |
| CHINA | | 13% | +2 | ▲ |
| HUNGARY | | 4% | -1 | ▼ |
| ITALY | | 4% | +2 | ▲ |
| RUSSIA | | 4% | = | = |
| MALAYSIA | | 3% | +1 | ▲ |
| ARGENTINA | | 2% | = | = |
| CHILE | | 2% | +2 | ▲ |
| GERMANY | | 2% | +1 | ▲ |
| INDIA | | 2% | +1 | ▲ |
| ISRAEL | | 2% | = | = |
| JAPAN | | 2% | = | = |
| MEXICO | | 2% | +1 | ▲ |
| POLAND | | 2% | -2 | ▼ |
| SAUDI ARABIA | | 2% | -1 | ▼ |
| NETHERLANDS | | 2% | = | = |
| SOUTH AFRICA | | 2% | = | = |
| TURKEY | | 2% | -1 | ▼ |
| AUSTRALIA | | 1% | = | = |
| BELGIUM | | 1% | -1 | ▼ |
| BRAZIL | | 1% | -1 | ▼ |
| CANADA | | 1% | -2 | ▼ |
| FRANCE | | 1% | -1 | ▼ |
| GREAT BRITAIN | | 1% | -1 | ▼ |
| PERU | | 1% | = | = |
| SOUTH KOREA | | 1% | -2 | ▼ |
| SPAIN | | 1% | = | = |
| SWEDEN | | 1% | -2 | ▼ |
| US | | 1% | -1 | ▼ |

Base: Representative sample of adults aged 16-74 in 28 participating countries. April 2020: 19,505; March 2020: 20,533.

Source: Global Advisor

18 | CHILDHOOD OBESITY

Which three of the following topics do you find the most worrying in your country?

% change compared with previous month:

(%) worried in April 2020 in each country

Mar 2020

| Country | Flag | % Worried (Apr 2020) | % Change (Mar 2020) |
|---------------|------|----------------------|---------------------|
| WORLD | | 2% | ▼ -1 |
| SAUDI ARABIA | | 8% | ▼ -10 |
| CHINA | | 7% | ▼ -2 |
| POLAND | | 5% | ▼ -5 |
| NETHERLANDS | | 4% | ▼ -2 |
| MEXICO | | 3% | ▼ -3 |
| AUSTRALIA | | 2% | ▼ -1 |
| BELGIUM | | 2% | = |
| CANADA | | 2% | = |
| CHILE | | 2% | ▼ -1 |
| GERMANY | | 2% | ▼ -1 |
| GREAT BRITAIN | | 2% | ▼ -1 |
| HUNGARY | | 2% | ▼ -3 |
| ISRAEL | | 2% | ▼ -2 |
| MALAYSIA | | 2% | = |
| SWEDEN | | 2% | = |
| ARGENTINA | | 1% | ▼ -1 |
| BRAZIL | | 1% | = |
| FRANCE | | 1% | ▼ -1 |
| INDIA | | 1% | ▼ -3 |
| ITALY | | 1% | = |
| PERU | | 1% | = |
| RUSSIA | | 1% | = |
| SOUTH KOREA | | 1% | = |
| SPAIN | | 1% | = |
| US | | 1% | ▼ -2 |
| JAPAN | | * | ▼ -1 |
| SOUTH AFRICA | | * | ▼ -1 |
| TURKEY | | * | ▼ -1 |

Base: Representative sample of adults aged 16-74 in 28 participating countries. April 2020: 19,505; March 2020: 20,533.

Source: Global Advisor

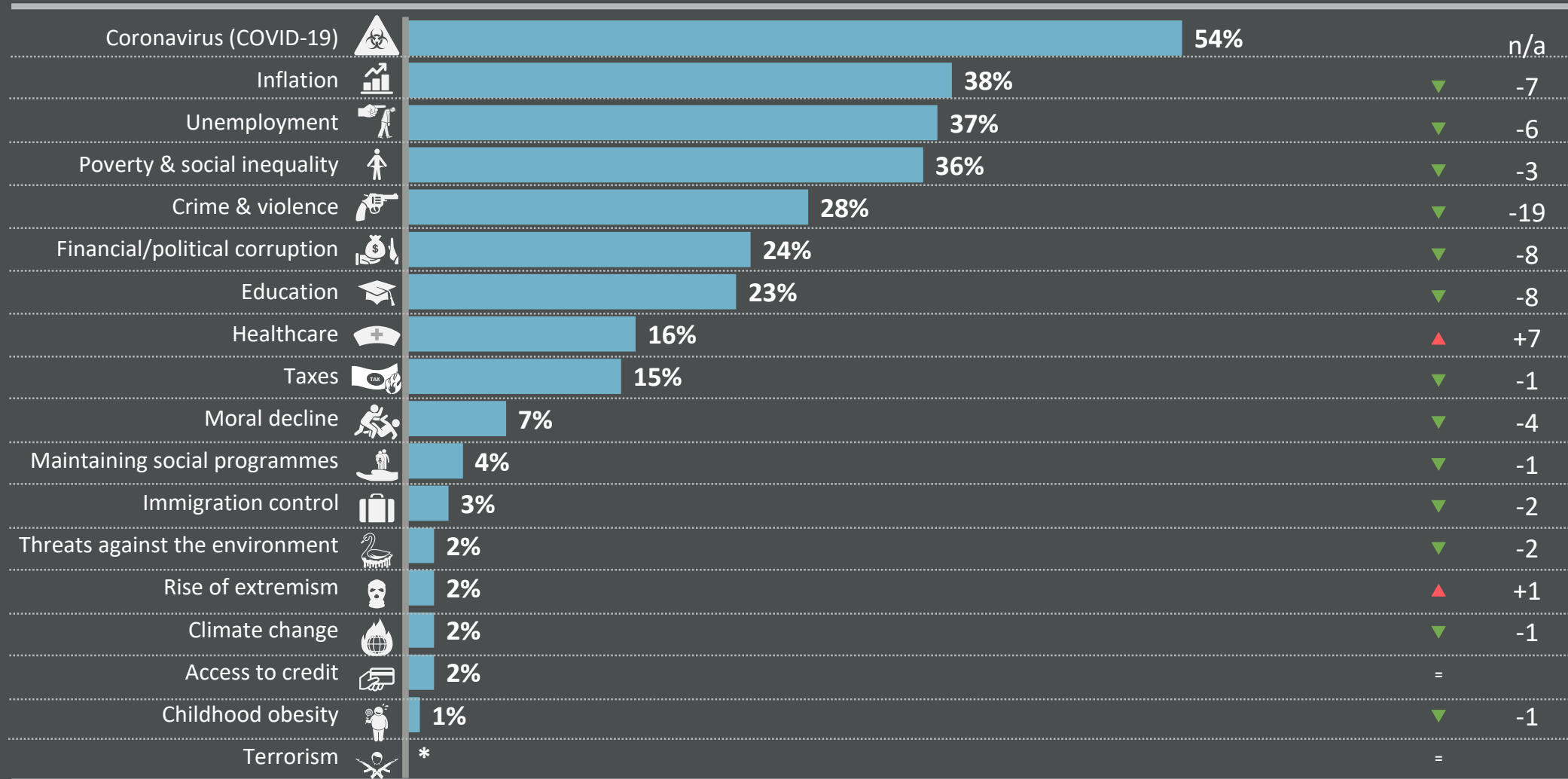
ARGENTINA'S WORRIES

Which three of the following topics do you find the most worrying in your country?

% change compared with previous month:

Mentioned in April 2020 (%)

Mar 2020



Base: Representative sample of Argentinian adults aged 16-74. April 2020: 500; March 2020: 499.

Source: Global Advisor

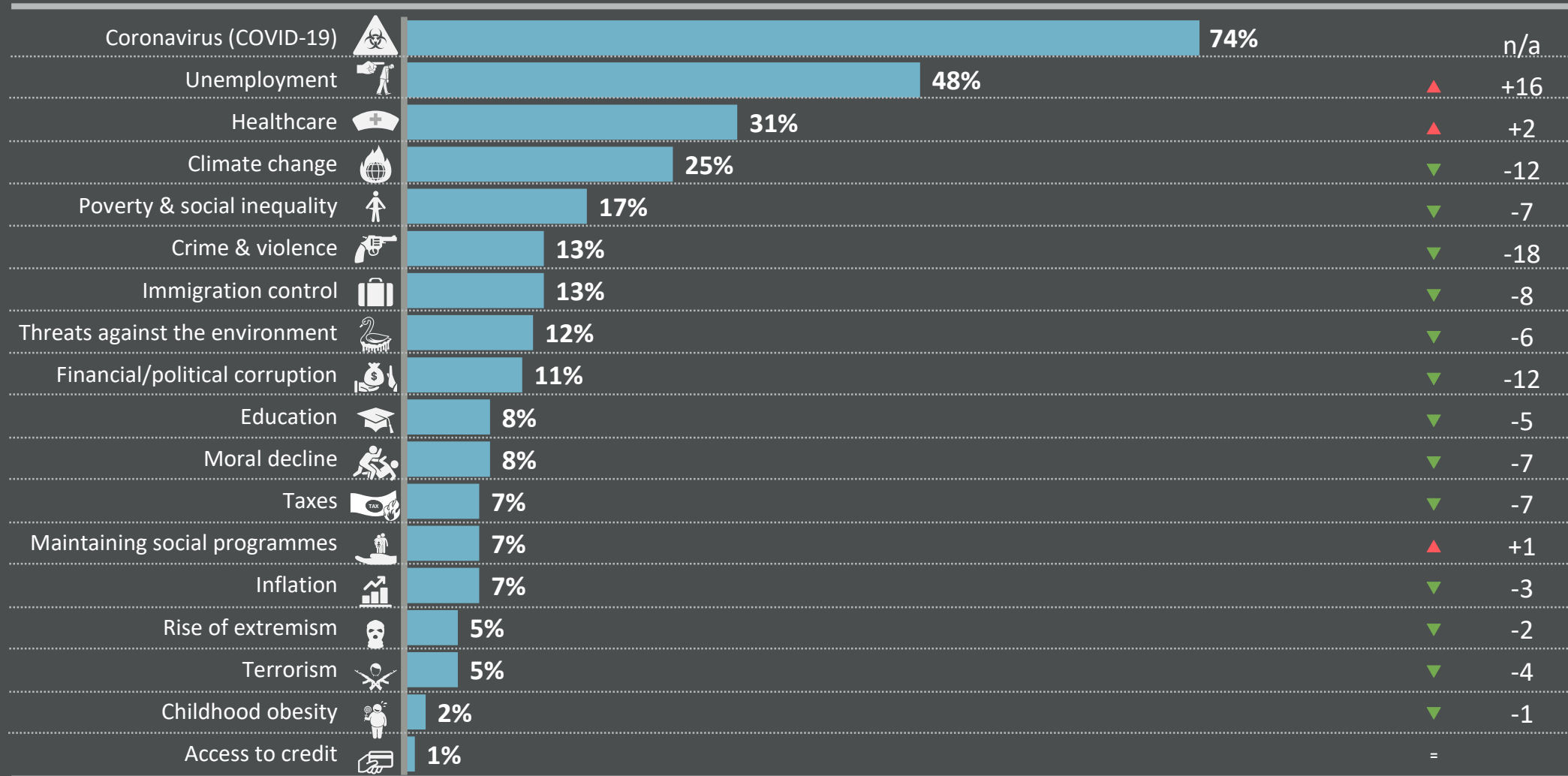
AUSTRALIA'S WORRIES

Which three of the following topics do you find the most worrying in your country?

% change compared with previous month:

Mentioned in April 2020 (%)

Mar 2020



Base: Representative sample of Australian adults aged 16-74. April 2020: 1,001; March 2020: 1,001.

Source: Global Advisor

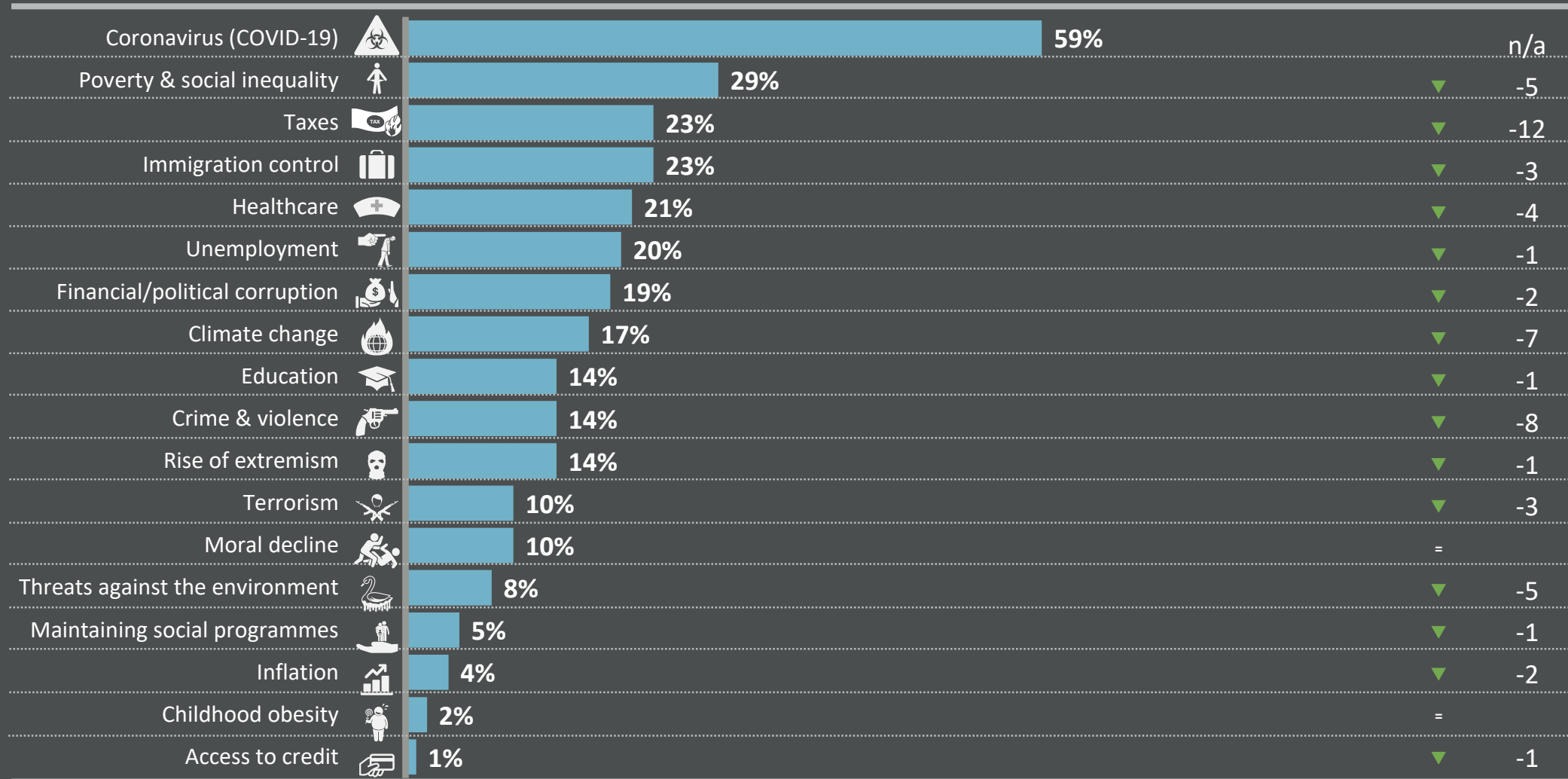
BELGIUM'S WORRIES

Which three of the following topics do you find the most worrying in your country?

% change compared with previous month:

Mentioned in April 2020 (%)

Mar 2020



Base: Representative sample of Belgian adults aged 16-74. April 2020: 500; March 2020: 500.

Source: Global Advisor

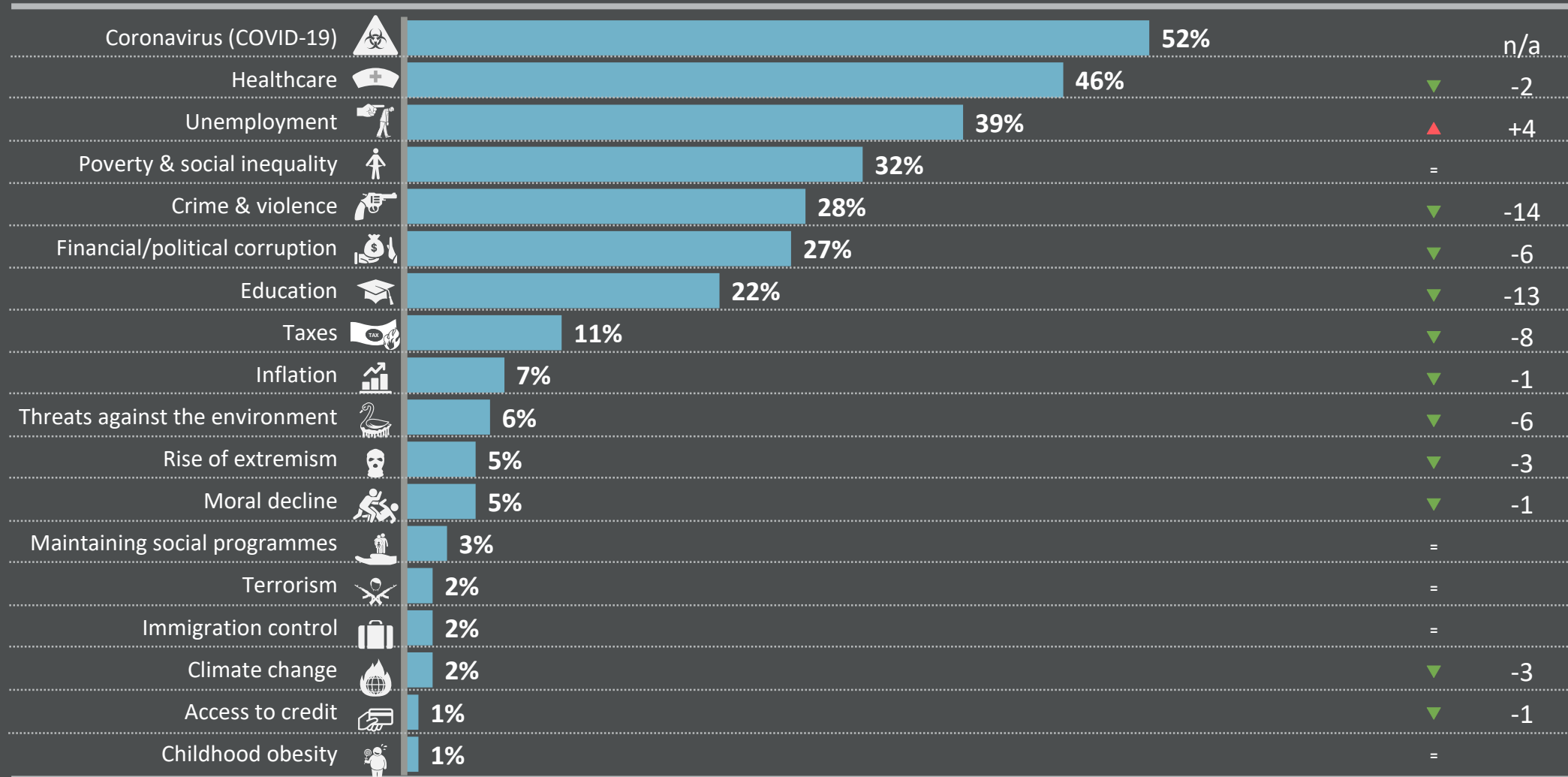
BRAZIL'S WORRIES

Which three of the following topics do you find the most worrying in your country?

% change compared with previous month:

Mentioned in April 2020 (%)

Mar 2020



Base: Representative sample of Brazilian adults aged 16-74. April 2020: 1,000; March 2020: 1,000.

Source: Global Advisor

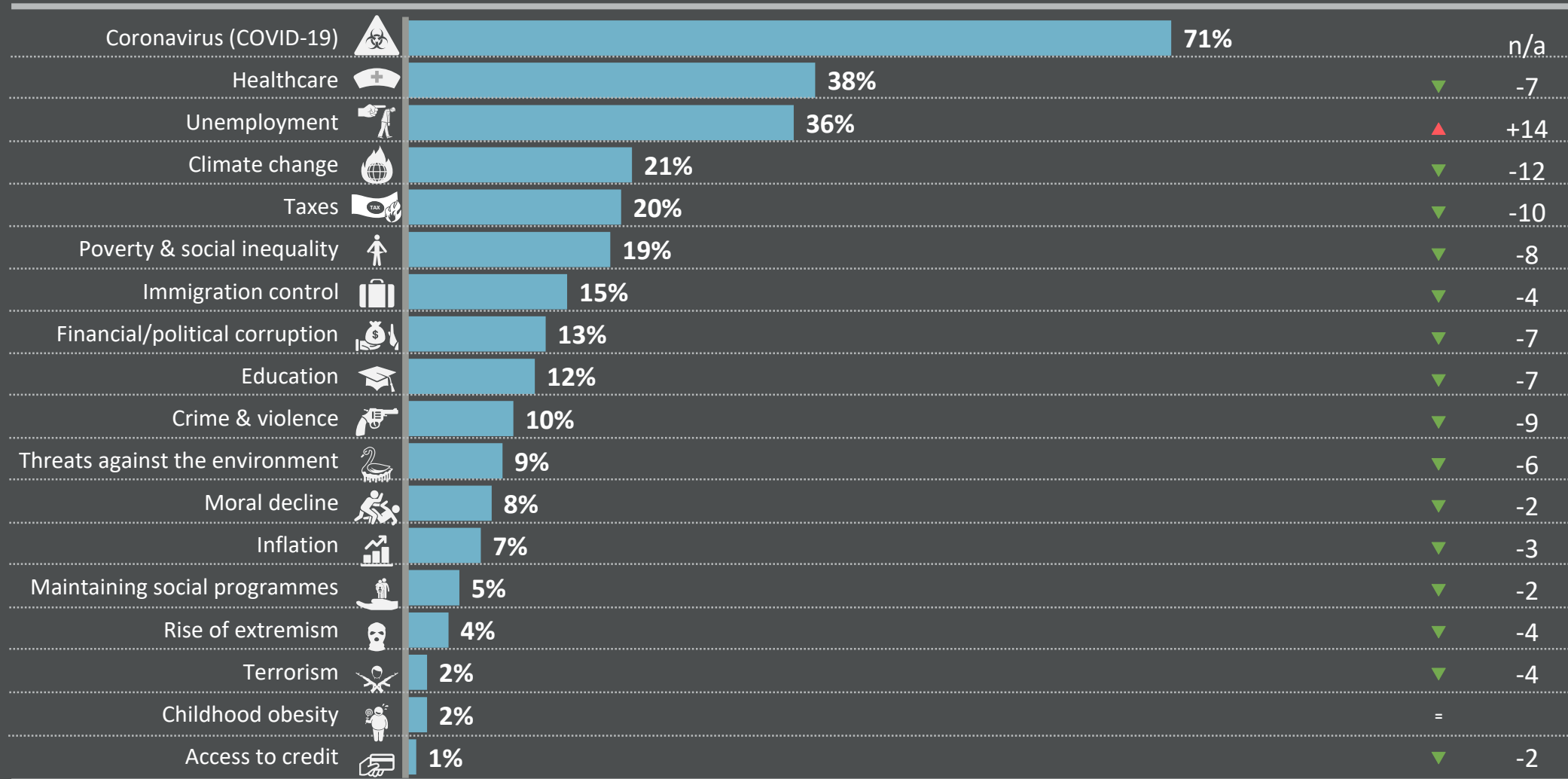
CANADA'S WORRIES

Which three of the following topics do you find the most worrying in your country?

% change compared with previous month:

Mentioned in April 2020 (%)

Mar 2020



Base: Representative sample of Canadian adults aged 18-74. April 2020: 1,000; March 2020: 1,000.

Source: Global Advisor

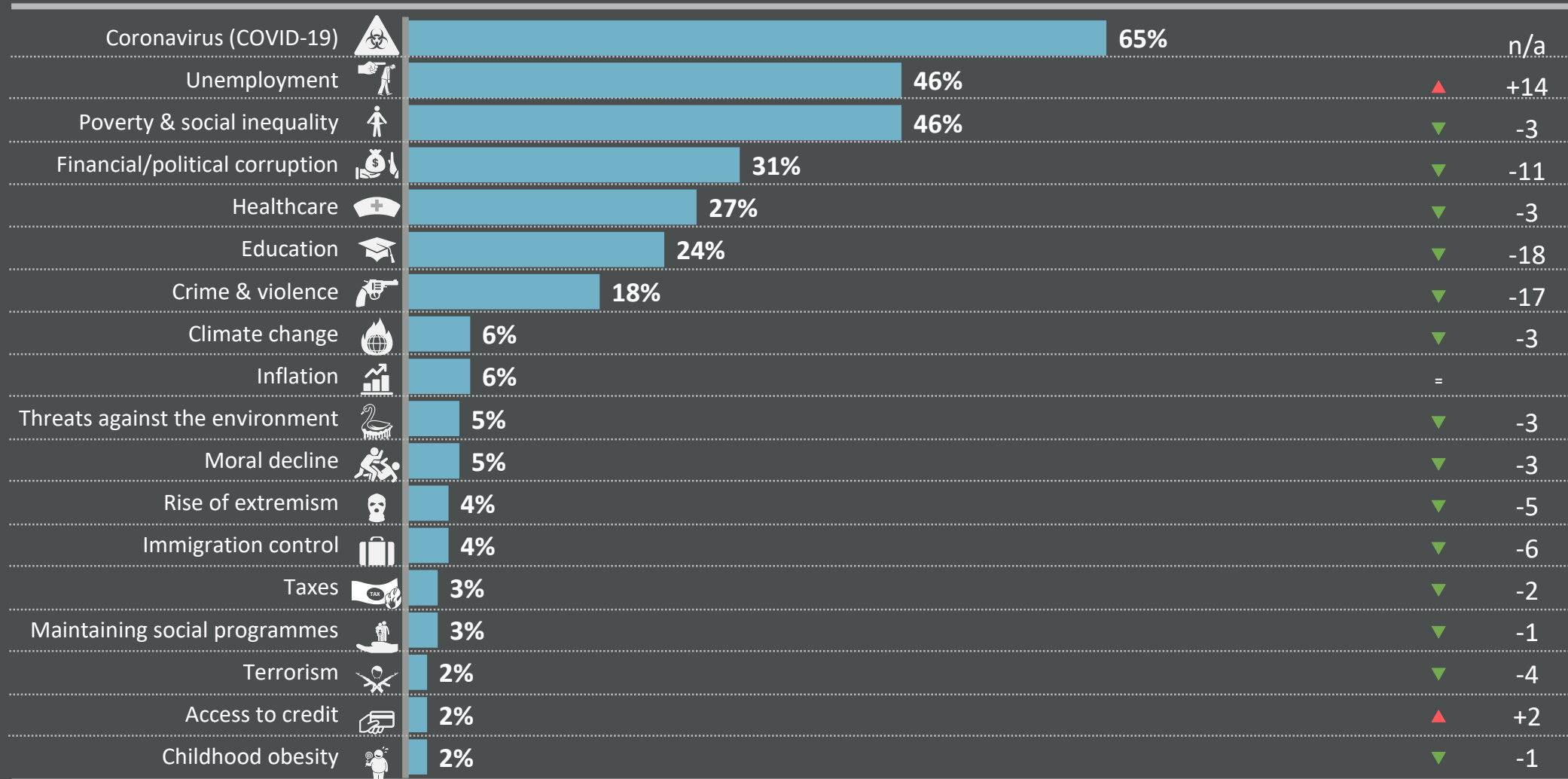
CHILE'S WORRIES

Which three of the following topics do you find the most worrying in your country?

% change compared with previous month:

Mentioned in April 2020 (%)

Mar 2020



Base: Representative sample of Chileans adults aged 16-74. April 2020: 500; March 2020: 501.

Source: Global Advisor

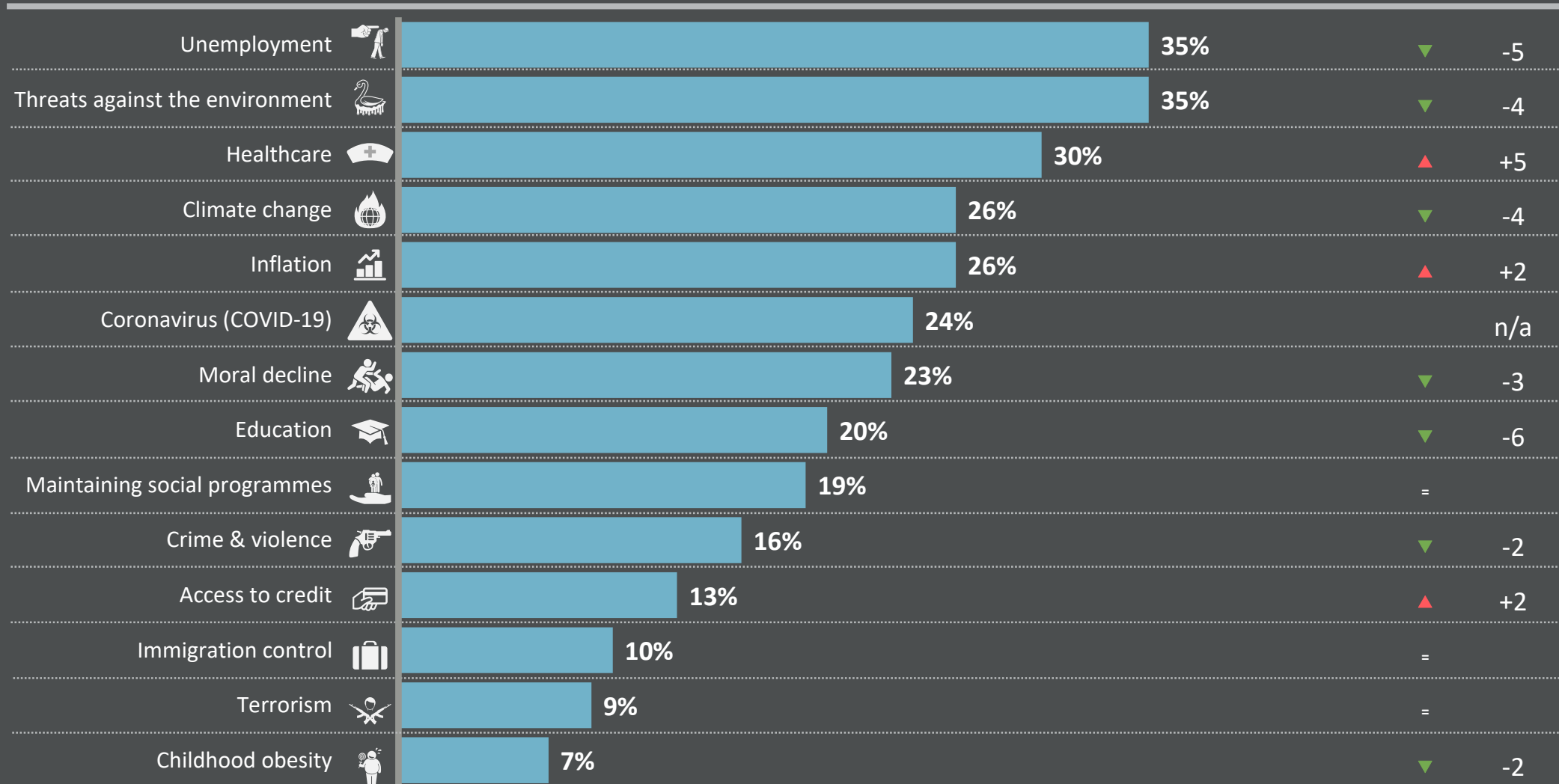
CHINA'S WORRIES

Which three of the following topics do you find the most worrying in your country?

% change compared with previous month:

Mentioned in April 2020 (%)

Mar 2020



Base: Representative sample of Chinese adults aged 16-74. April 2020: 1,000; March 2020: 1,002.

Source: Global Advisor

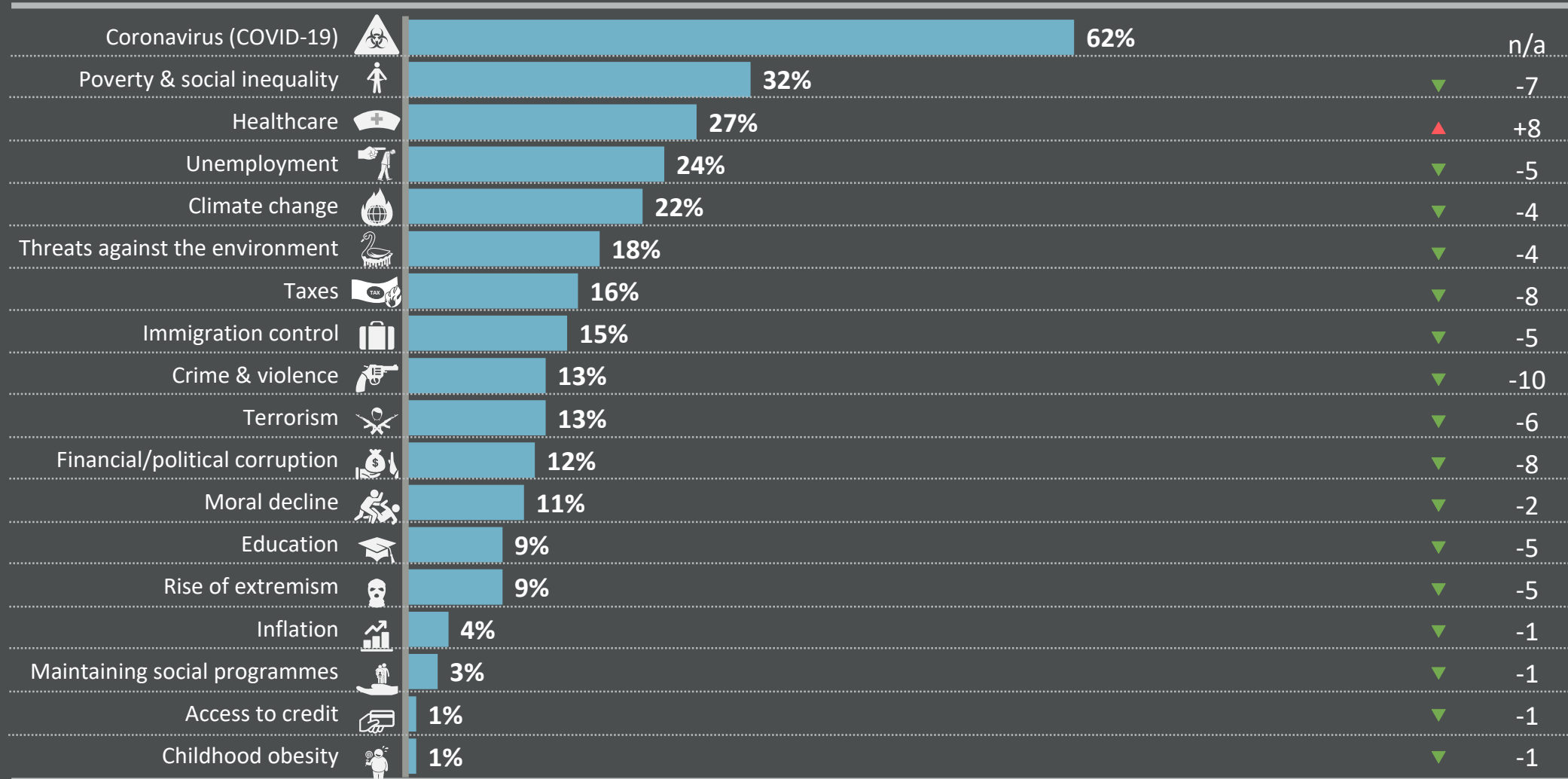
FRANCE'S WORRIES

Which three of the following topics do you find the most worrying in your country?

% change compared with previous month:

Mentioned in April 2020 (%)

Mar 2020



Base: Representative sample of French adults aged 16-74. April 2020: 1,000; March 2020: 1,000.

Source: Global Advisor

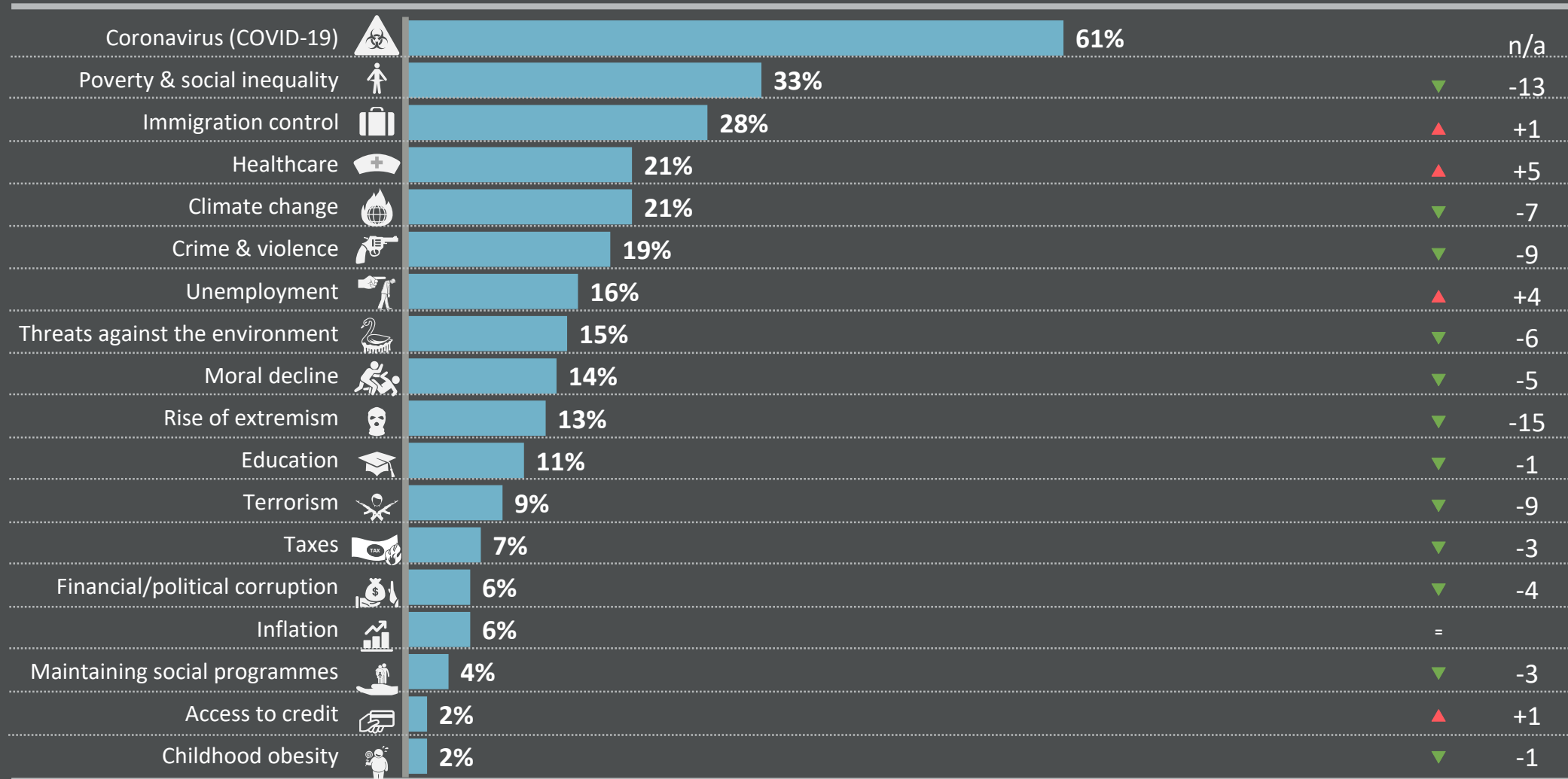
GERMANY'S WORRIES

Which three of the following topics do you find the most worrying in your country?

% change compared with previous month:

Mentioned in April 2020 (%)

Mar 2020



Base: Representative sample of German adults aged 16-74. April 2020: 1,000; March 2020: 1,000.

Source: Global Advisor

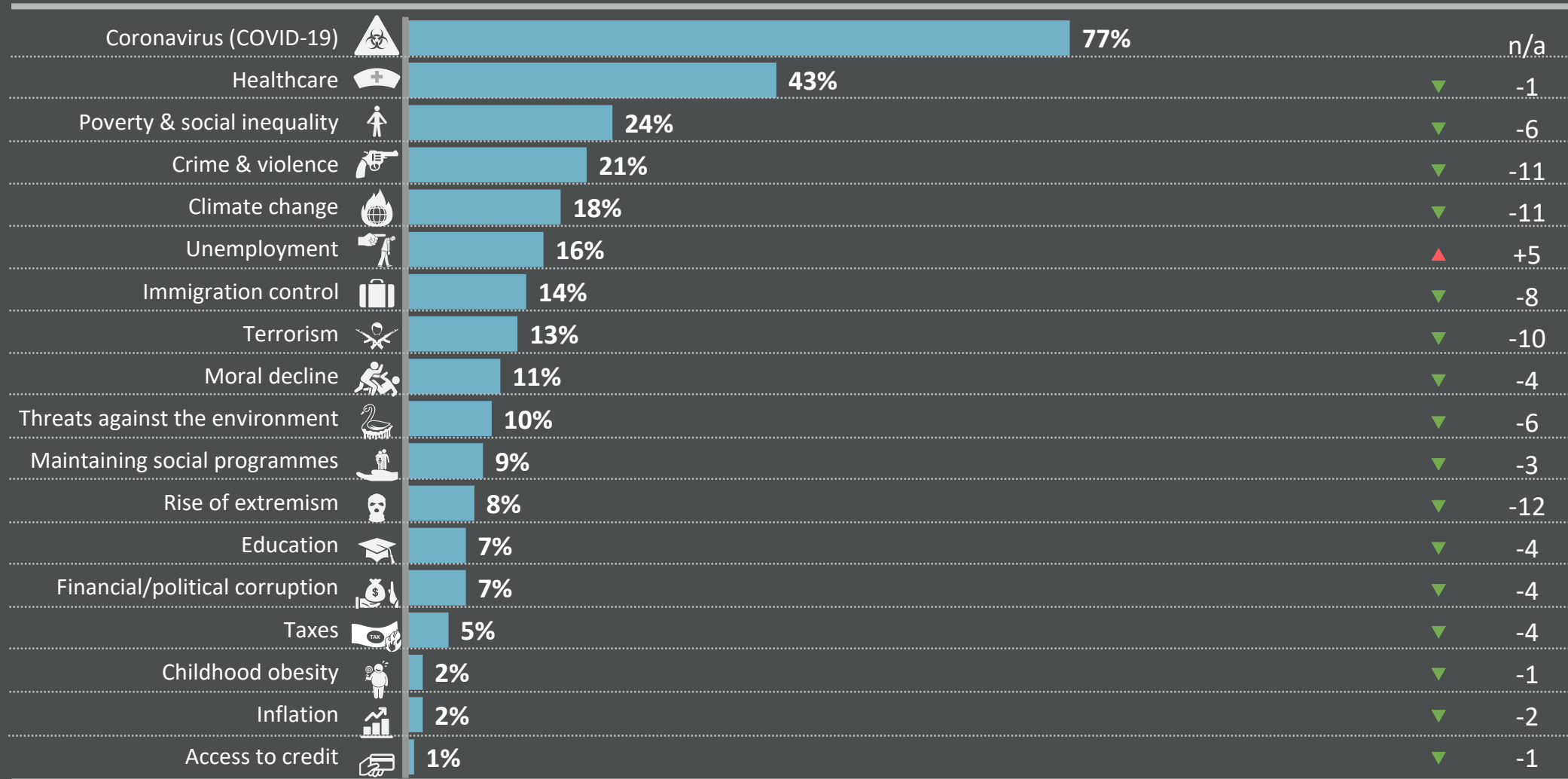
GREAT BRITAIN'S WORRIES

Which three of the following topics do you find the most worrying in your country?

% change compared with previous month:

Mentioned in April 2020 (%)

Mar 2020



Base: Representative sample of British adults aged 16-74. April 2020: 1,000; March 2020: 1,000.

Source: Global Advisor

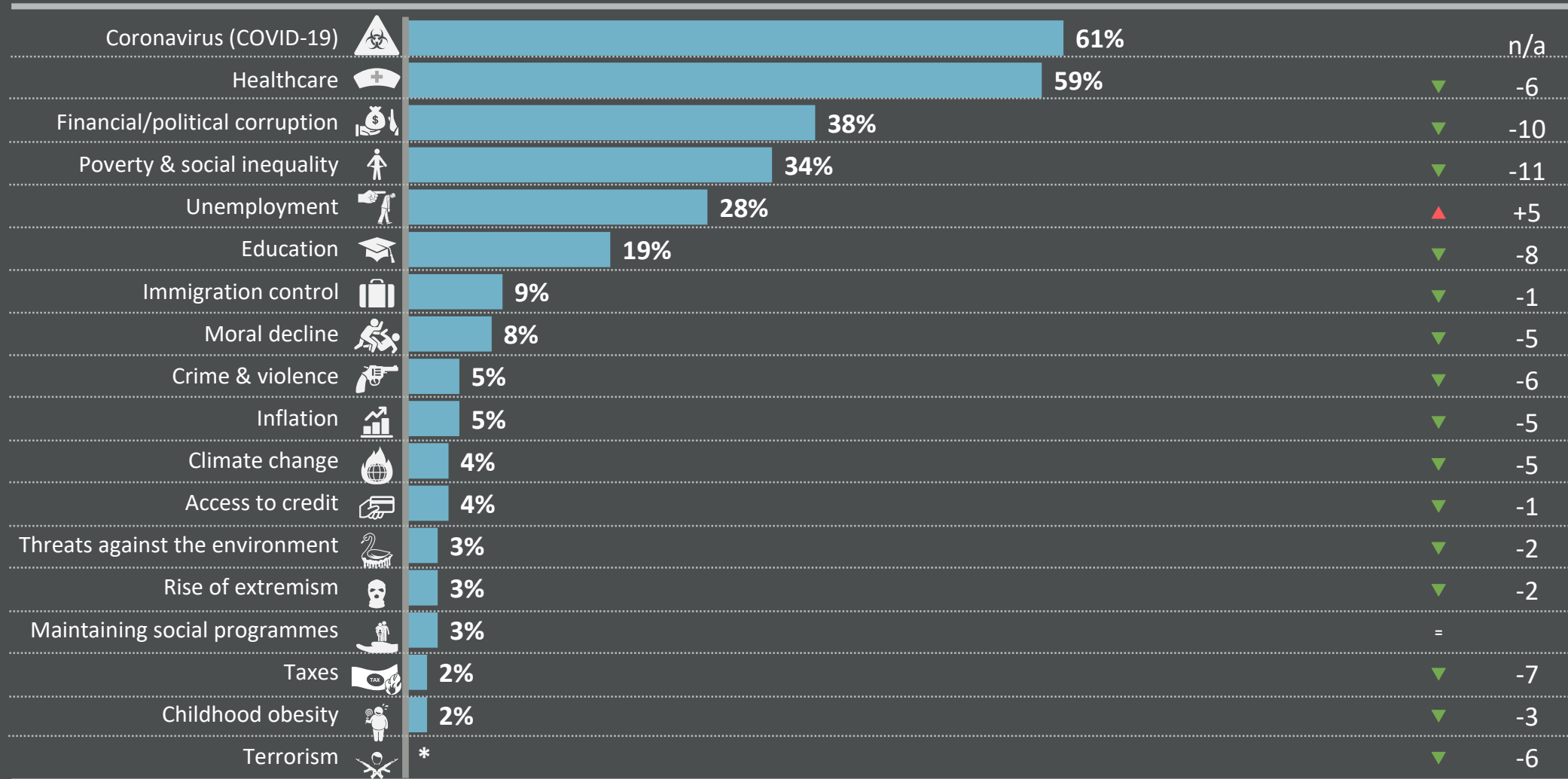
HUNGARY'S WORRIES

Which three of the following topics do you find the most worrying in your country?

% change compared with previous month:

Mentioned in April 2020 (%)

Mar 2020



Base: Representative sample of Hungarian adults aged 16-74. April 2020: 500; March 2020: 500.

Source: Global Advisor

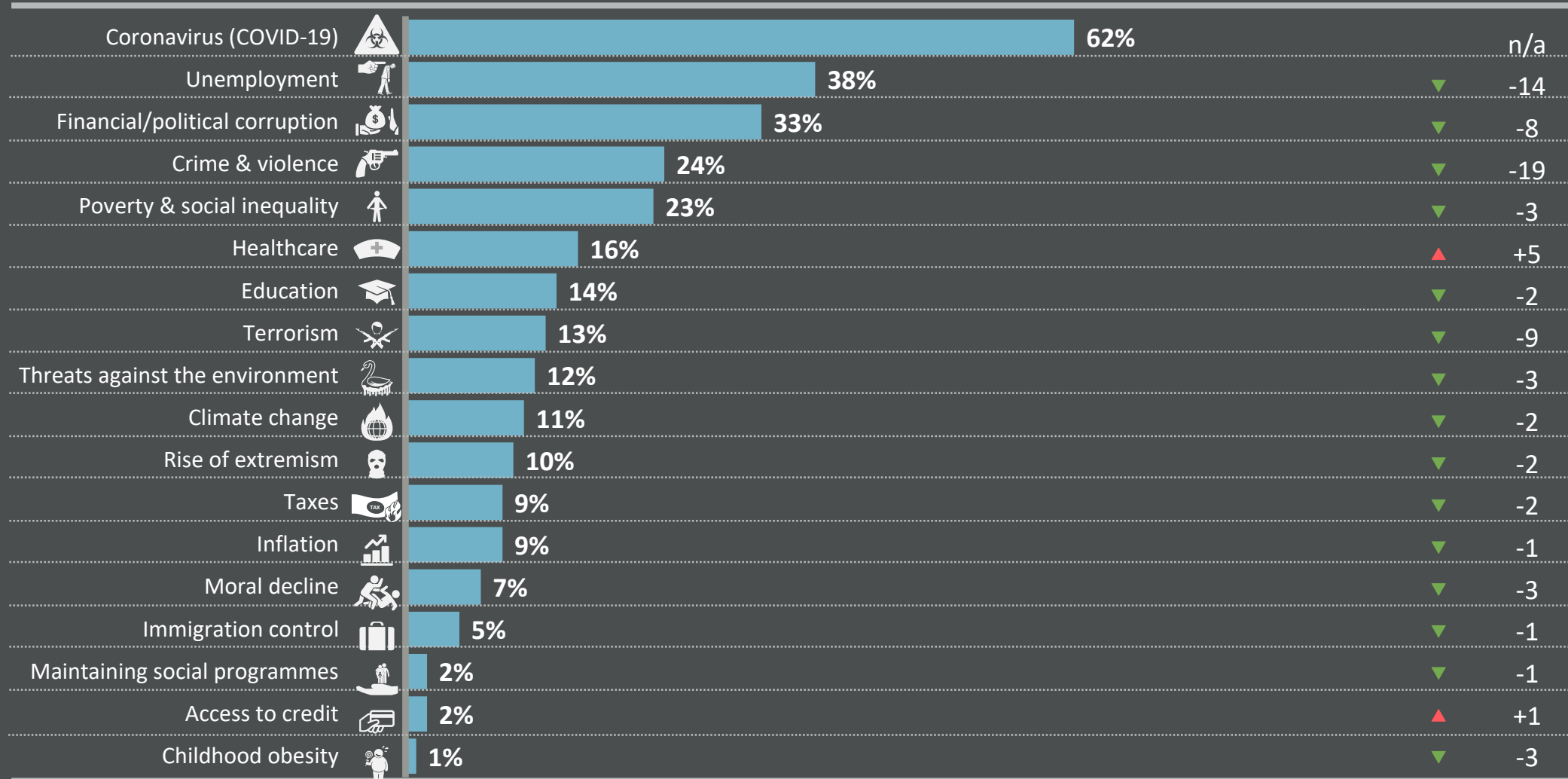
INDIA'S WORRIES

Which three of the following topics do you find the most worrying in your country?

% change compared with previous month:

Mentioned in April 2020 (%)

Mar 2020



Base: Representative sample of Indian adults aged 16-74. April 2020: 500; March 2020: 1,001.

Source: Global Advisor

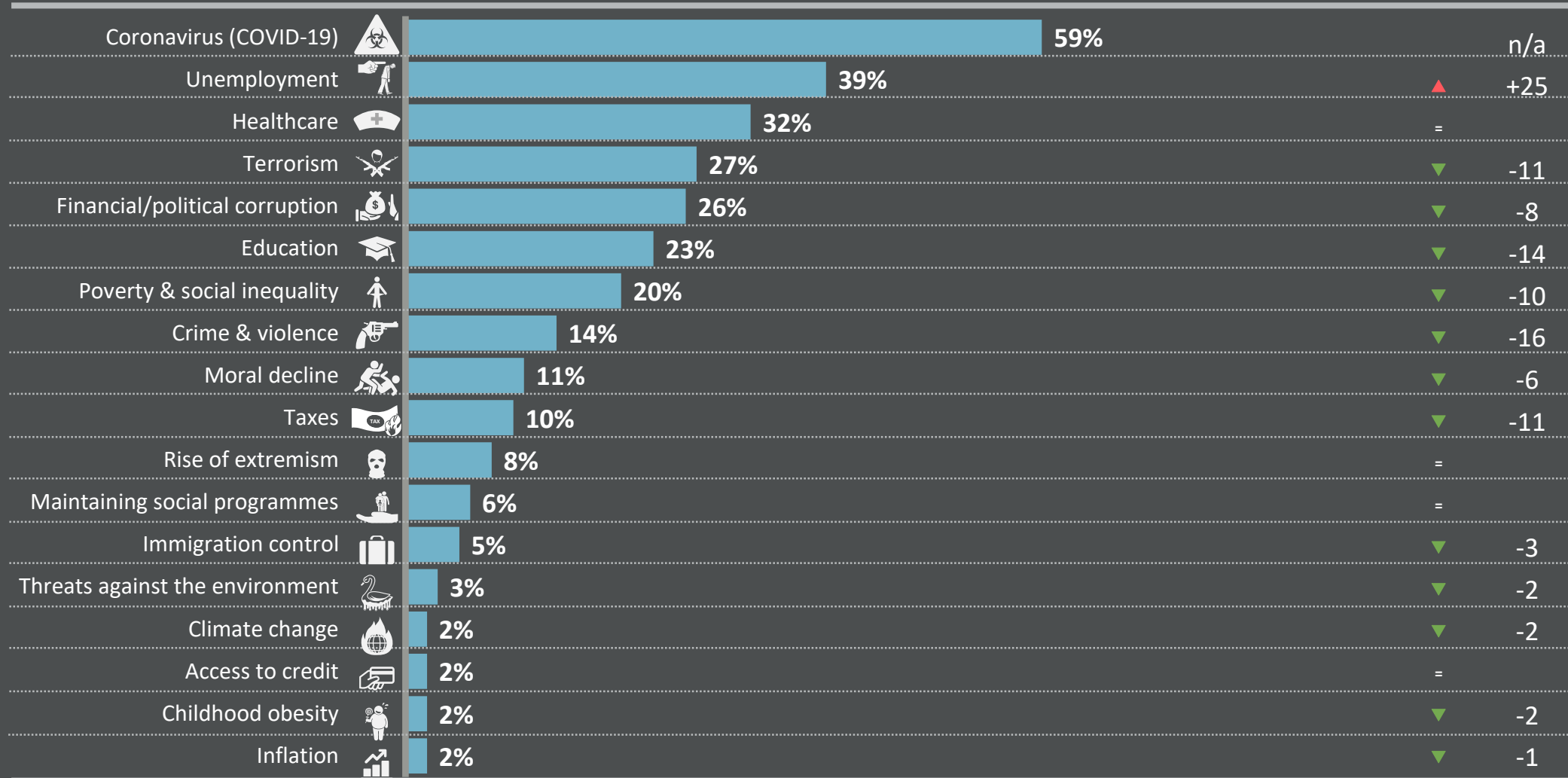
ISRAEL'S WORRIES

Which three of the following topics do you find the most worrying in your country?

% change compared with previous month:

Mentioned in April 2020 (%)

Mar 2020



Base: Representative sample of Israeli adults aged 18-74. April 2020: 500; March 2020: 500.

Source: Global Advisor

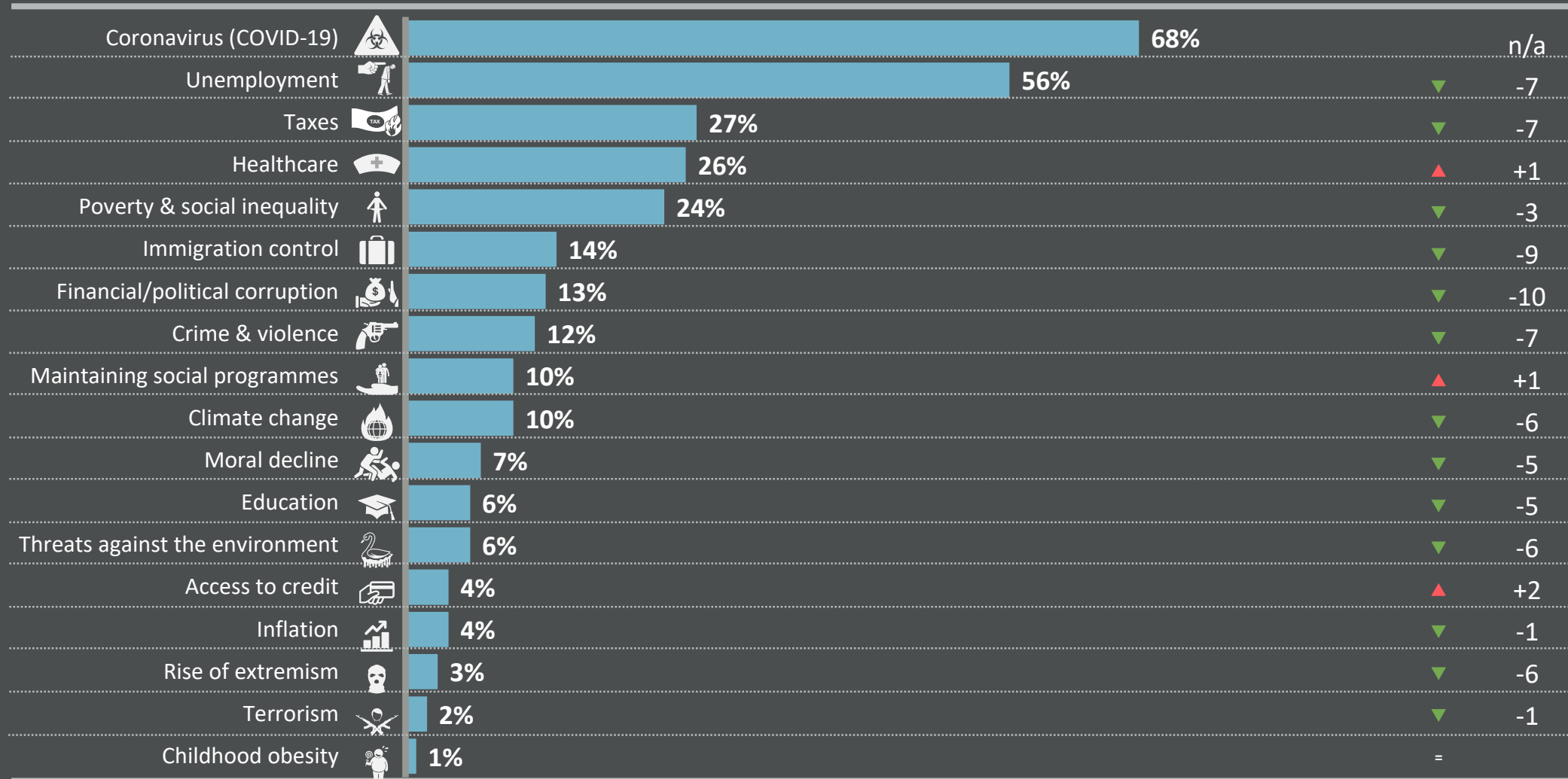
ITALY'S WORRIES

Which three of the following topics do you find the most worrying in your country?

% change compared with previous month:

Mentioned in April 2020 (%)

Mar 2020



Base: Representative sample of Italian adults aged 16-74. April 2020: 1,001; March 2020: 1,001.

Source: Global Advisor

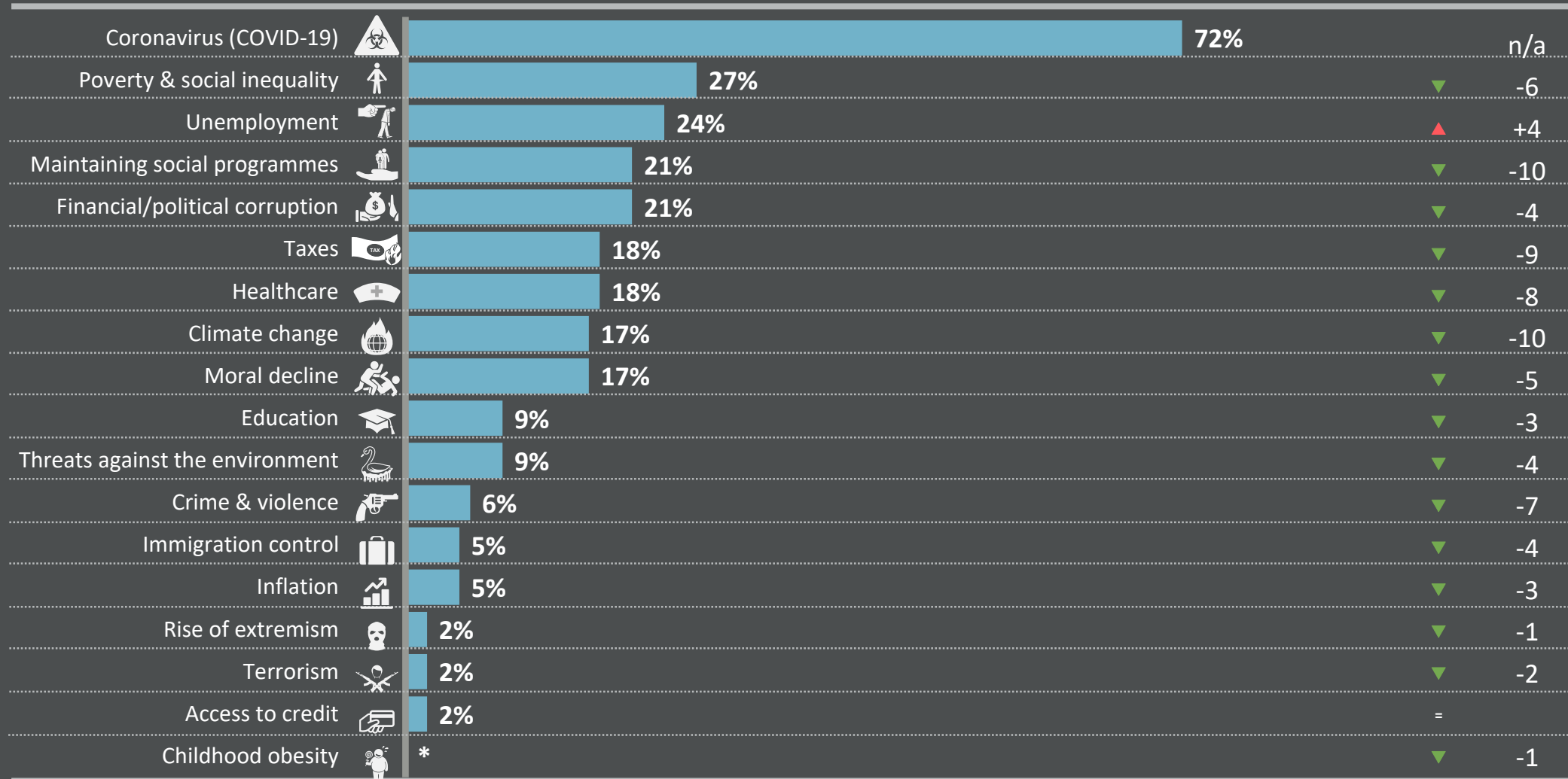
JAPAN'S WORRIES

Which three of the following topics do you find the most worrying in your country?

% change compared with previous month:

Mentioned in April 2020 (%)

Mar 2020



Base: Representative sample of Japanese adults aged 16-74. April 2020: 1,000; March 2020: 1,001.

Source: Global Advisor

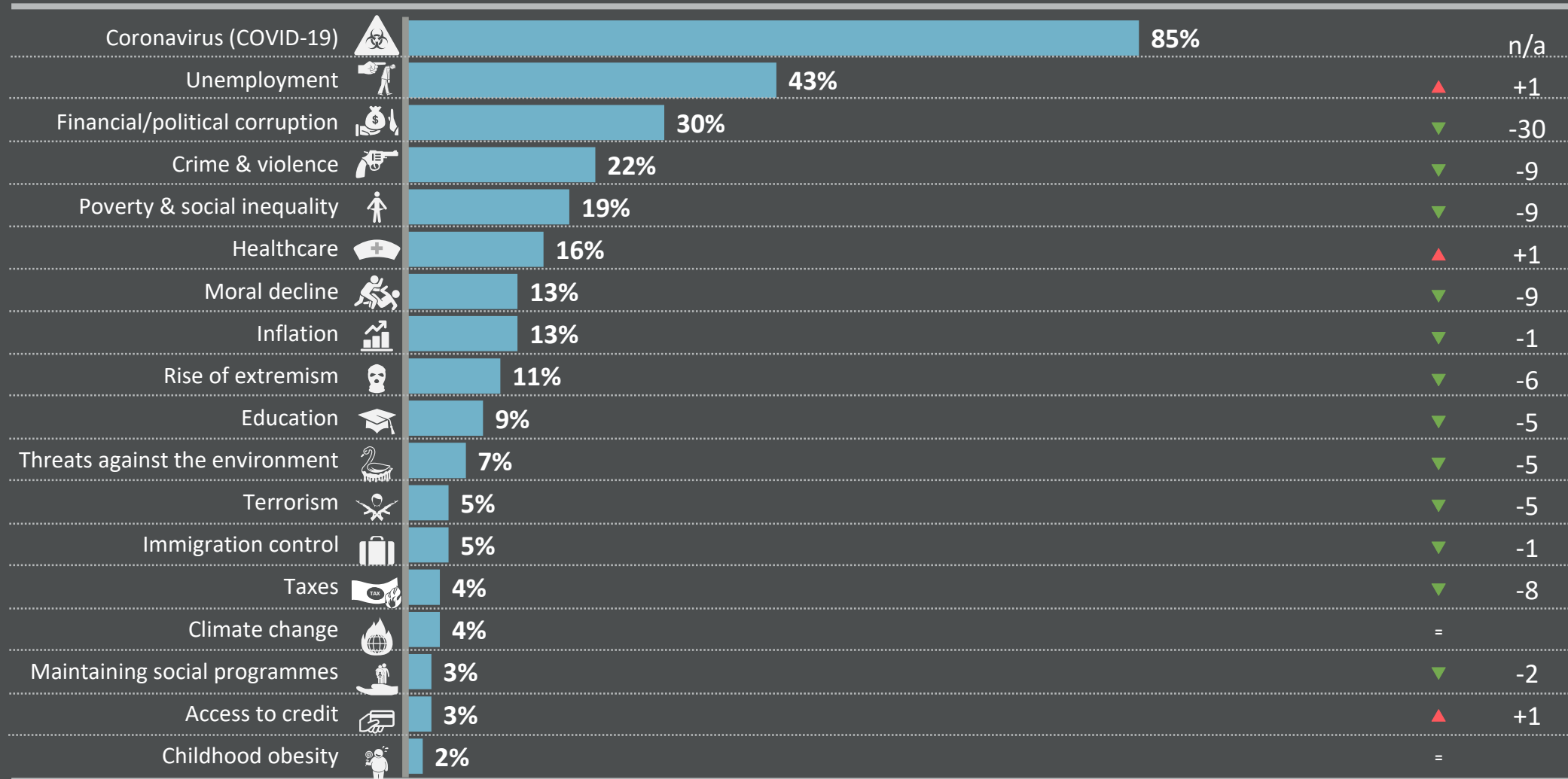
MALAYSIA'S WORRIES

Which three of the following topics do you find the most worrying in your country?

% change compared with previous month:

Mentioned in April 2020 (%)

Mar 2020



Base: Representative sample of Malaysian adults aged 16-74. April 2020: 501; March 2020: 501.

Source: Global Advisor

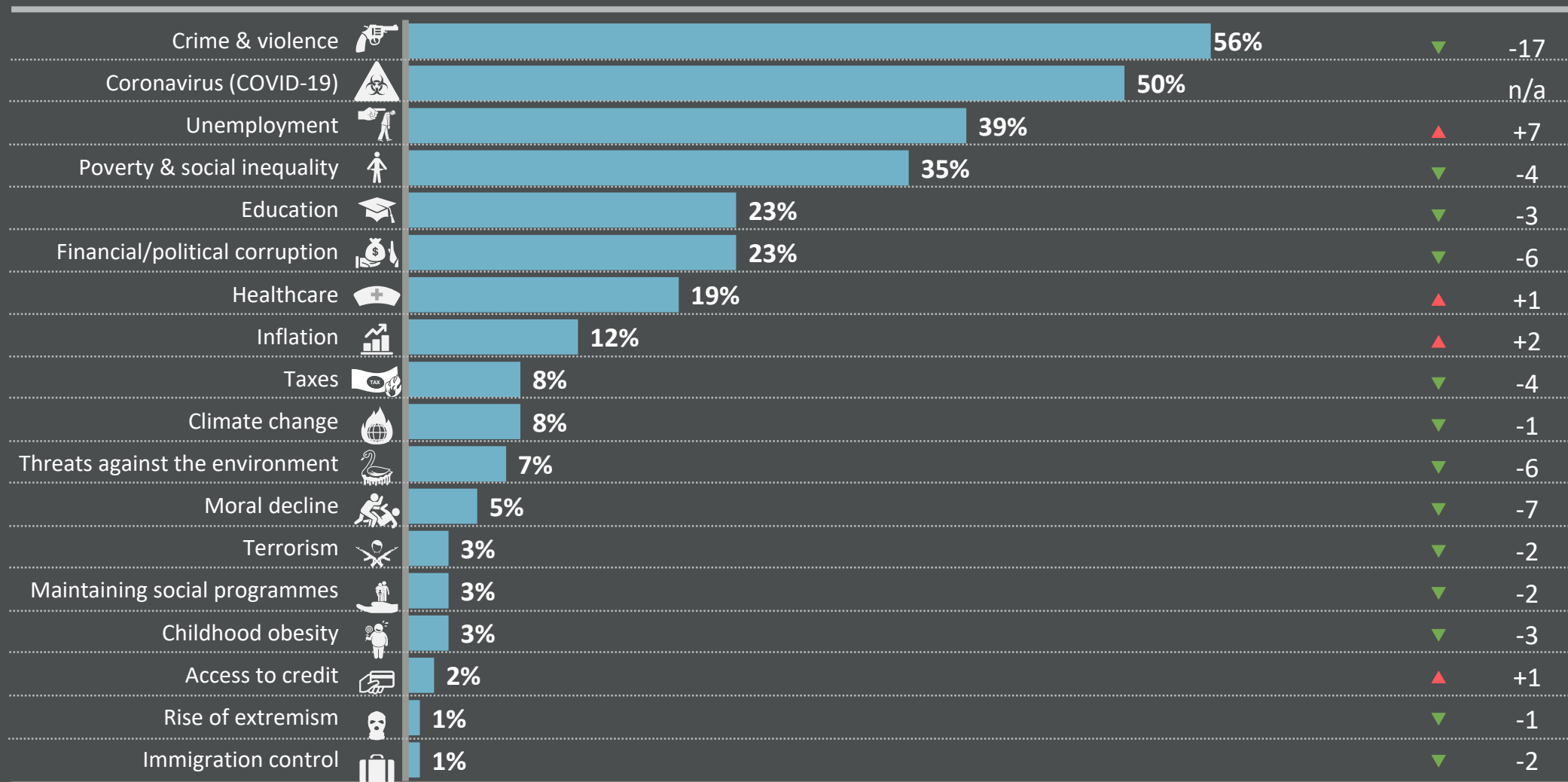
MEXICO'S WORRIES

Which three of the following topics do you find the most worrying in your country?

% change compared with previous month:

Mentioned in April 2020 (%)

Mar 2020



Base: Representative sample of Mexican adults aged 16-74. April 2020: 500; March 2020: 524.

Source: Global Advisor

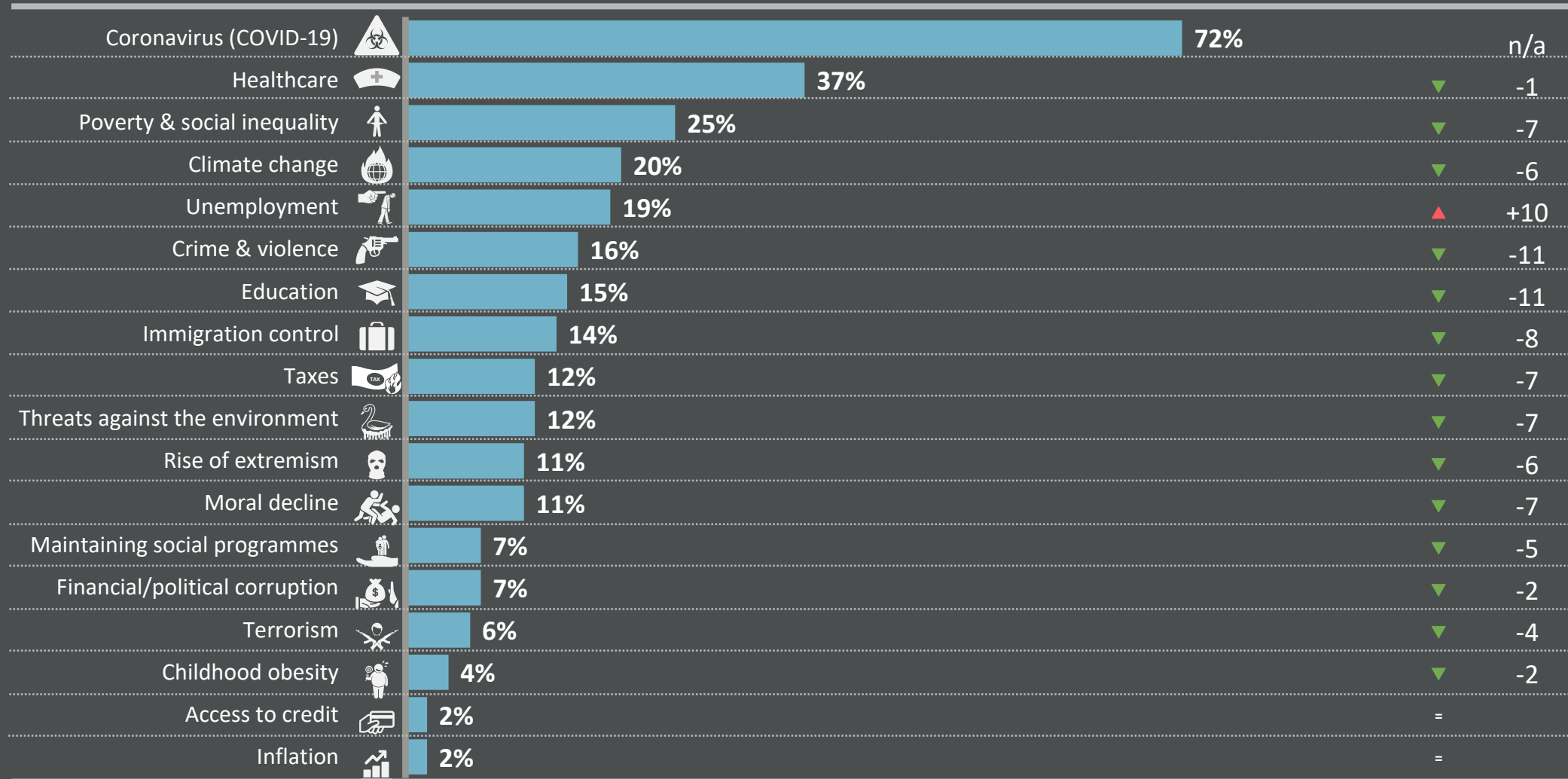
NETHERLANDS'S WORRIES

Which three of the following topics do you find the most worrying in your country?

% change compared with previous month:

Mentioned in April 2020 (%)

Mar 2020



Base: Representative sample of Dutch adults aged 16-74. April 2020: 500; March 2020: 500.

Source: Global Advisor

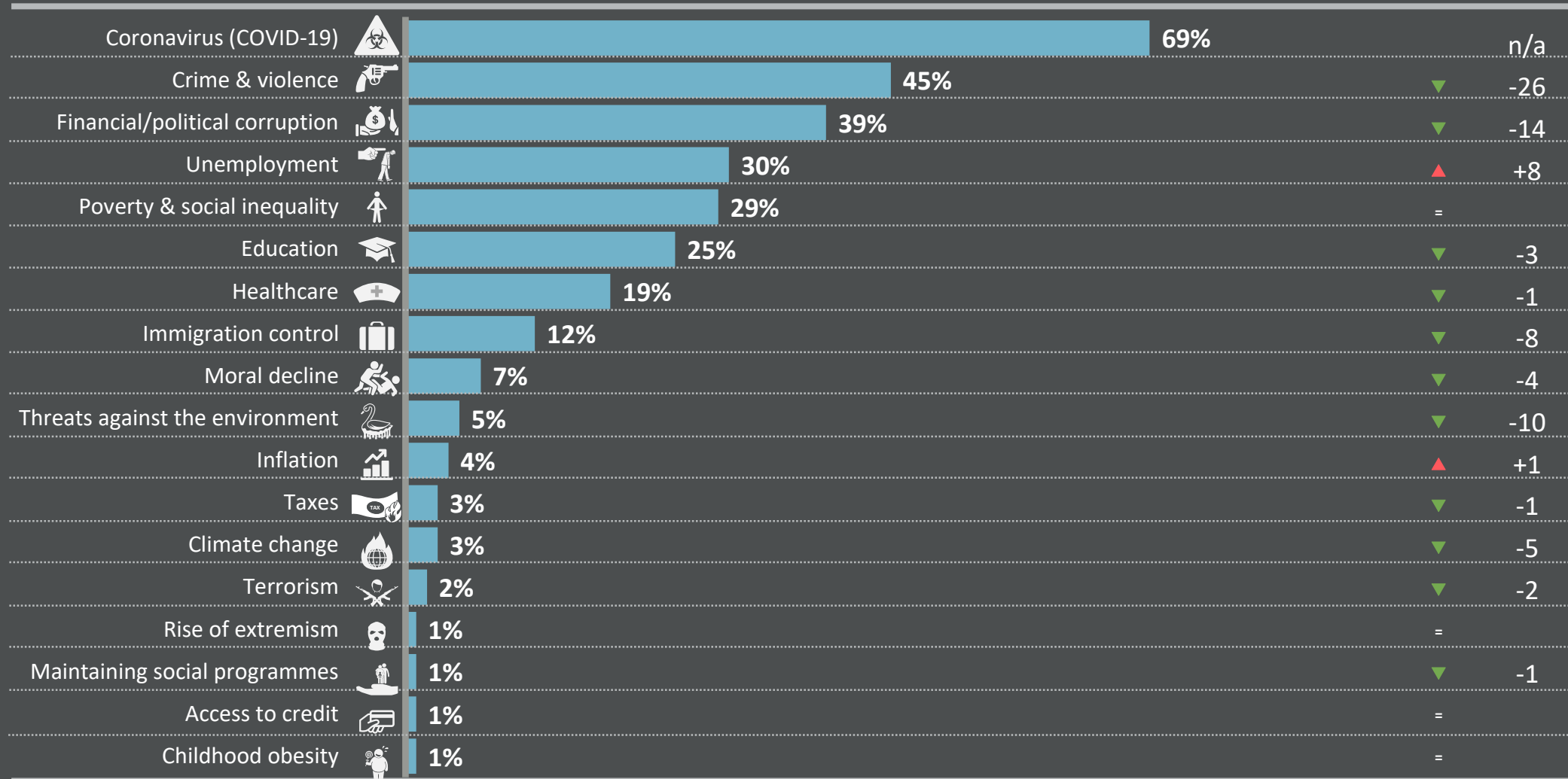
PERU'S WORRIES

Which three of the following topics do you find the most worrying in your country?

% change compared with previous month:

Mentioned in April 2020 (%)

Mar 2020



Base: Representative sample of Peruvian adults aged 16-74. April 2020: 500; March 2020: 501.

Source: Global Advisor

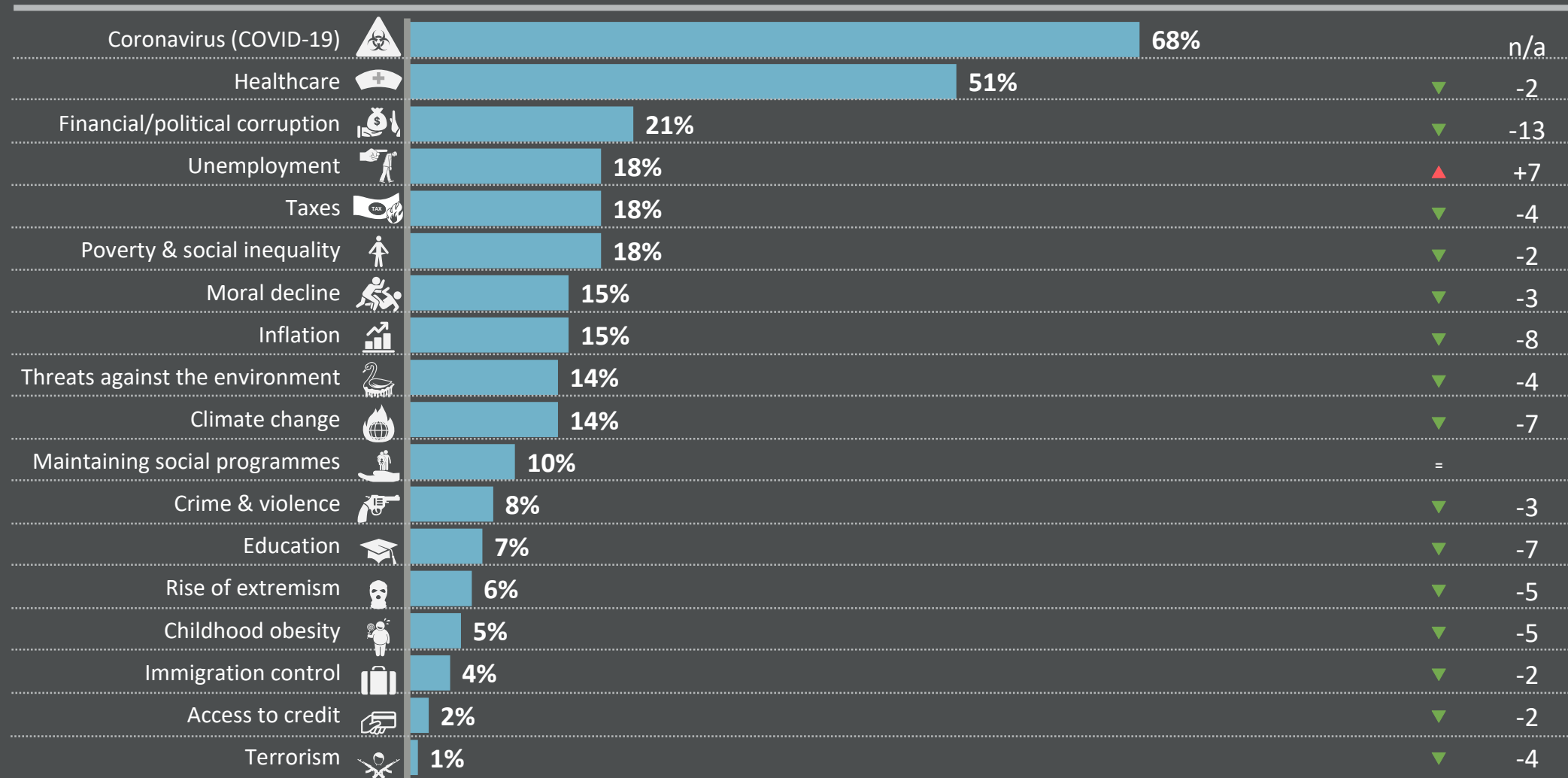
POLAND'S WORRIES

Which three of the following topics do you find the most worrying in your country?

% change compared with previous month:

Mentioned in April 2020 (%)

Mar 2020



Base: Representative sample of Polish adults aged 16-74. April 2020: 500; March 2020: 500.

Source: Global Advisor

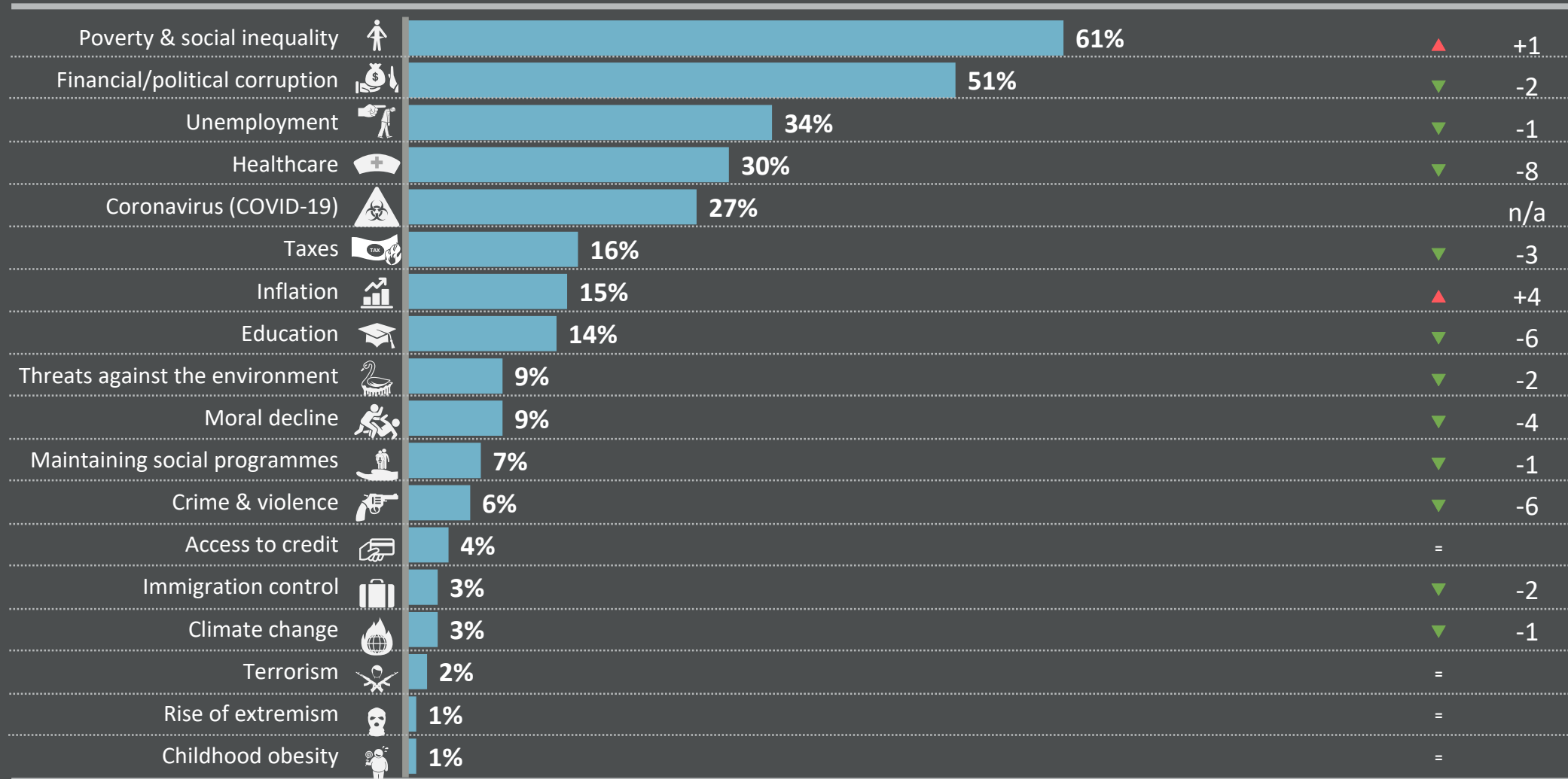
RUSSIA'S WORRIES

Which three of the following topics do you find the most worrying in your country?

% change compared with previous month:

Mentioned in April 2020 (%)

Mar 2020



Base: Representative sample of Russian adults aged 16-74. April 2020: 500; March 2020: 500.

Source: Global Advisor

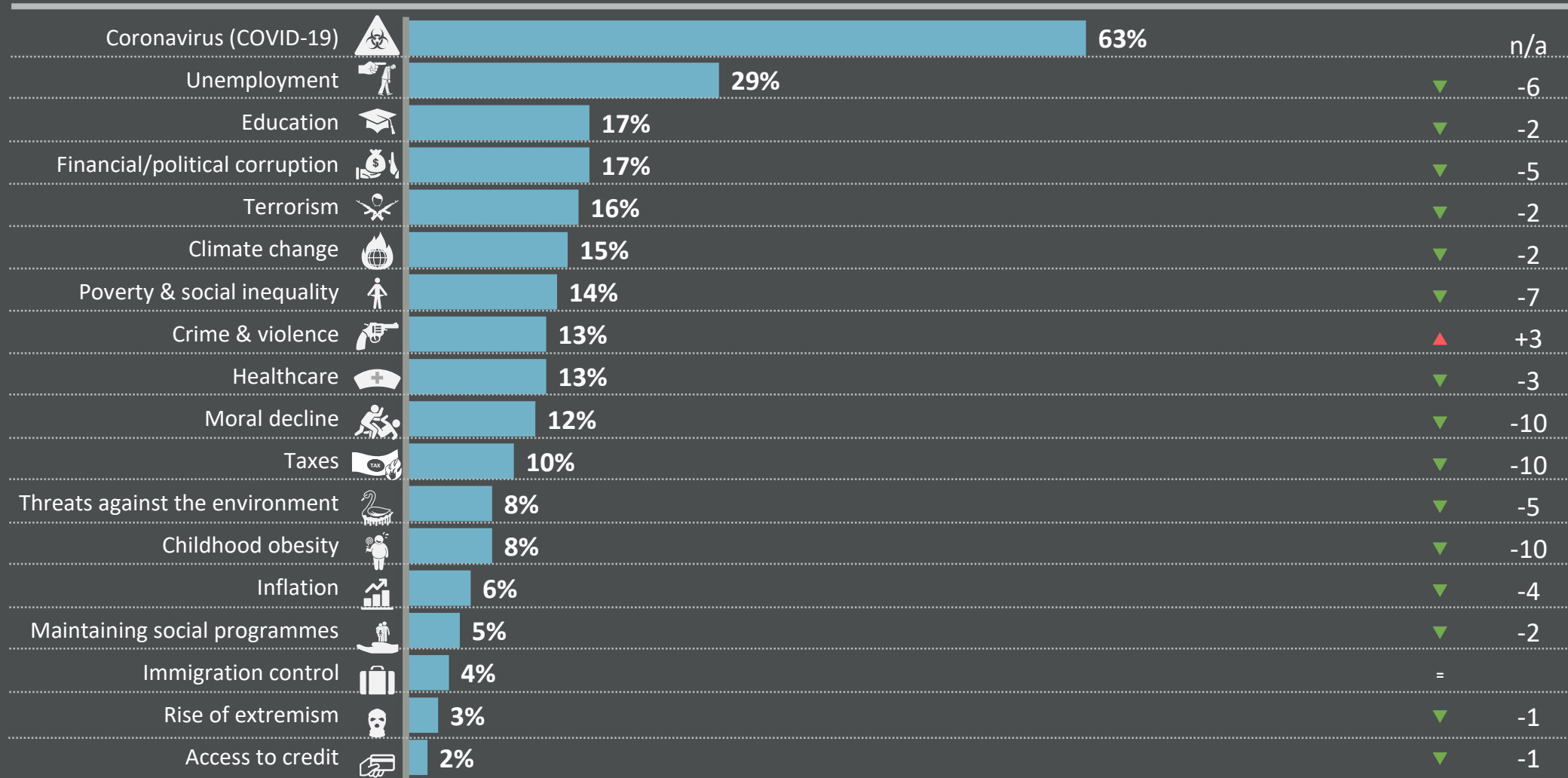
SAUDI ARABIA'S WORRIES

Which three of the following topics do you find the most worrying in your country?

% change compared with previous month:

Mentioned in April 2020 (%)

Mar 2020



Base: Representative sample of Saudi adults aged 16-74. April 2020: 500; March 2020: 500.

Source: Global Advisor

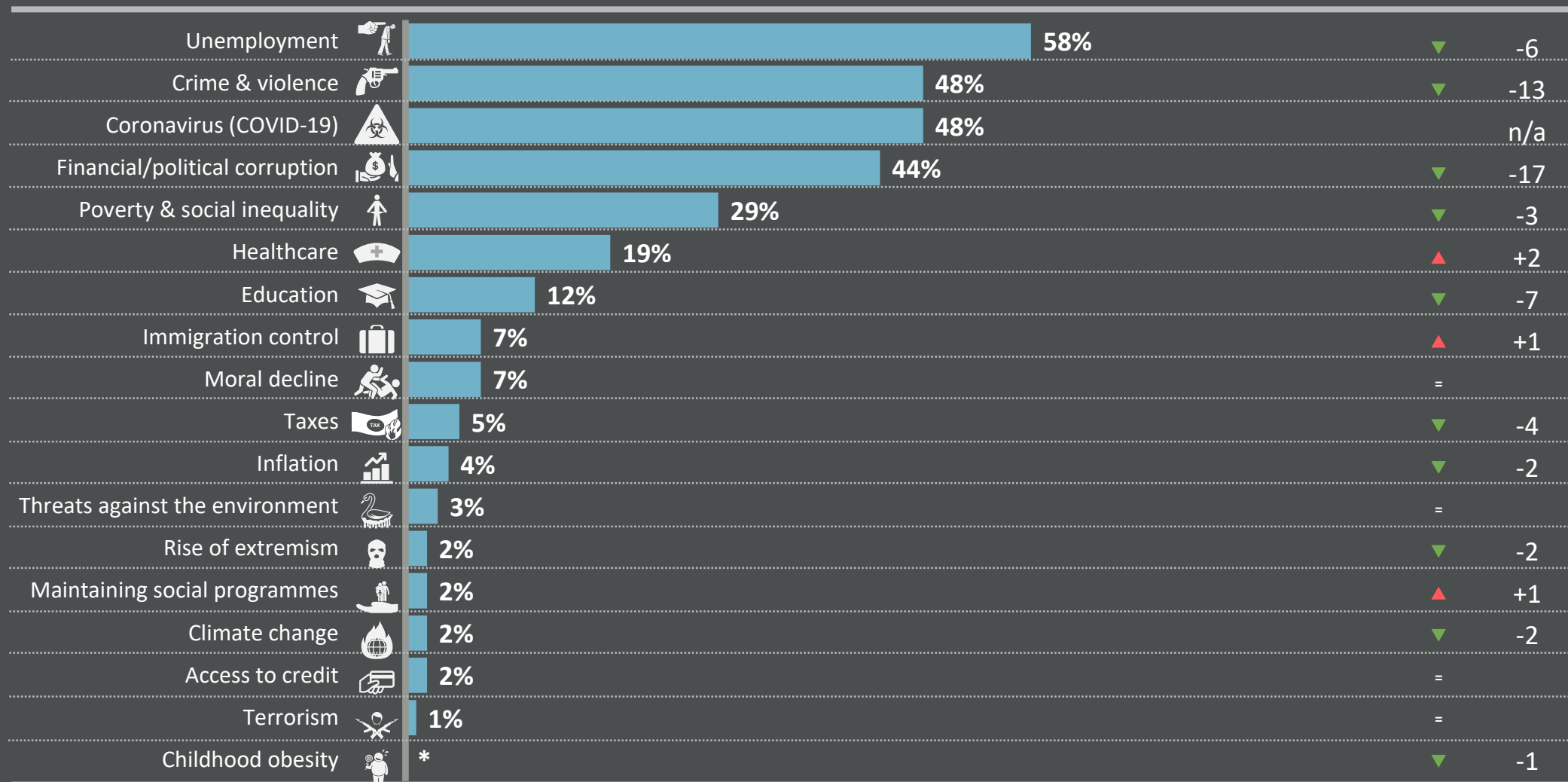
SOUTH AFRICA'S WORRIES

Which three of the following topics do you find the most worrying in your country?

% change compared with previous month:

Mentioned in April 2020 (%)

Mar 2020



Base: Representative sample of South African adults aged 18-74. April 2020: 500; March 2020: 500.

Source: Global Advisor

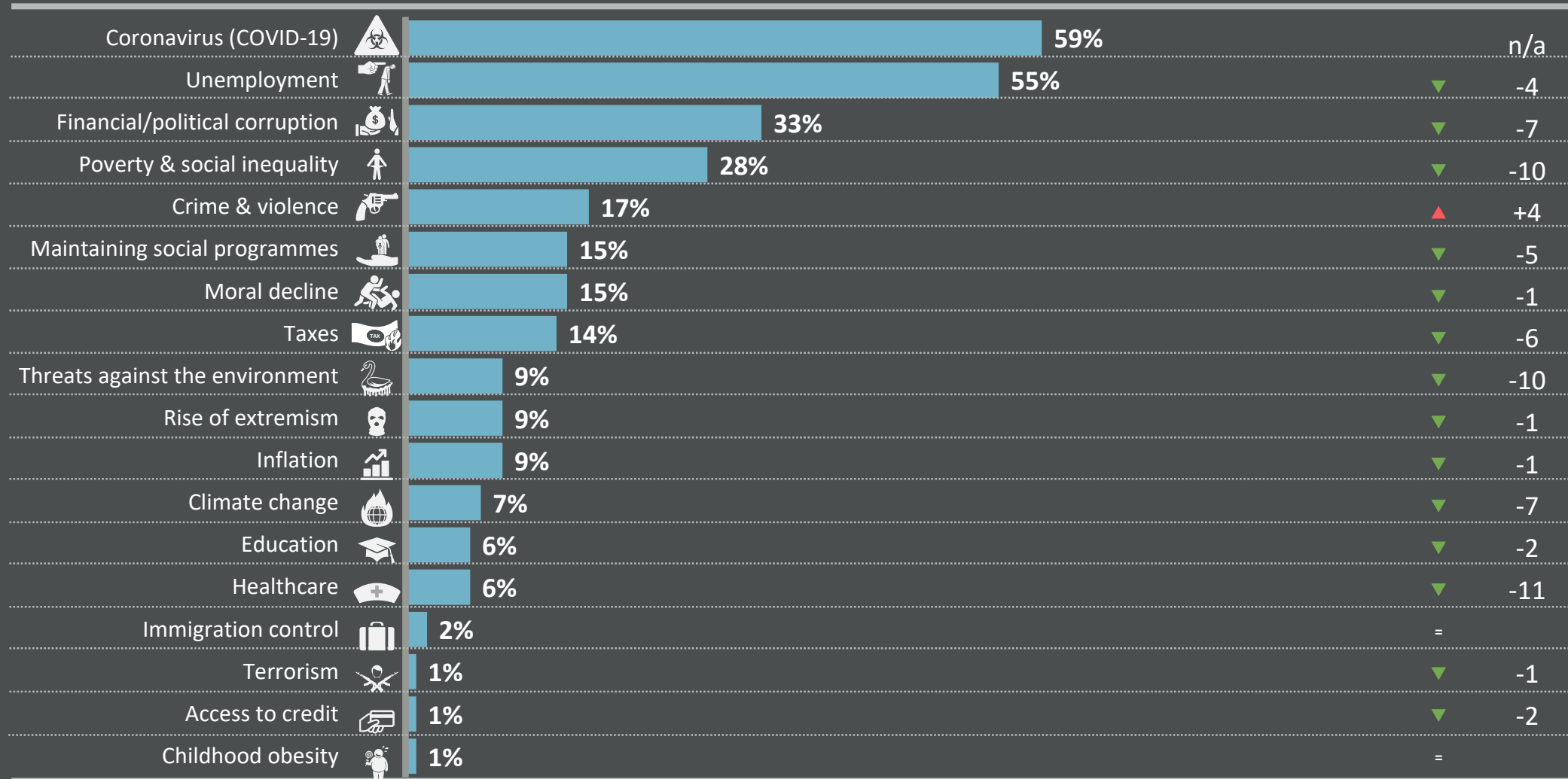
SOUTH KOREA'S WORRIES

Which three of the following topics do you find the most worrying in your country?

% change compared with previous month:

Mentioned in April 2020 (%)

Mar 2020



Base: Representative sample of Korean adults aged 16-74. April 2020: 501; March 2020: 500.

Source: Global Advisor

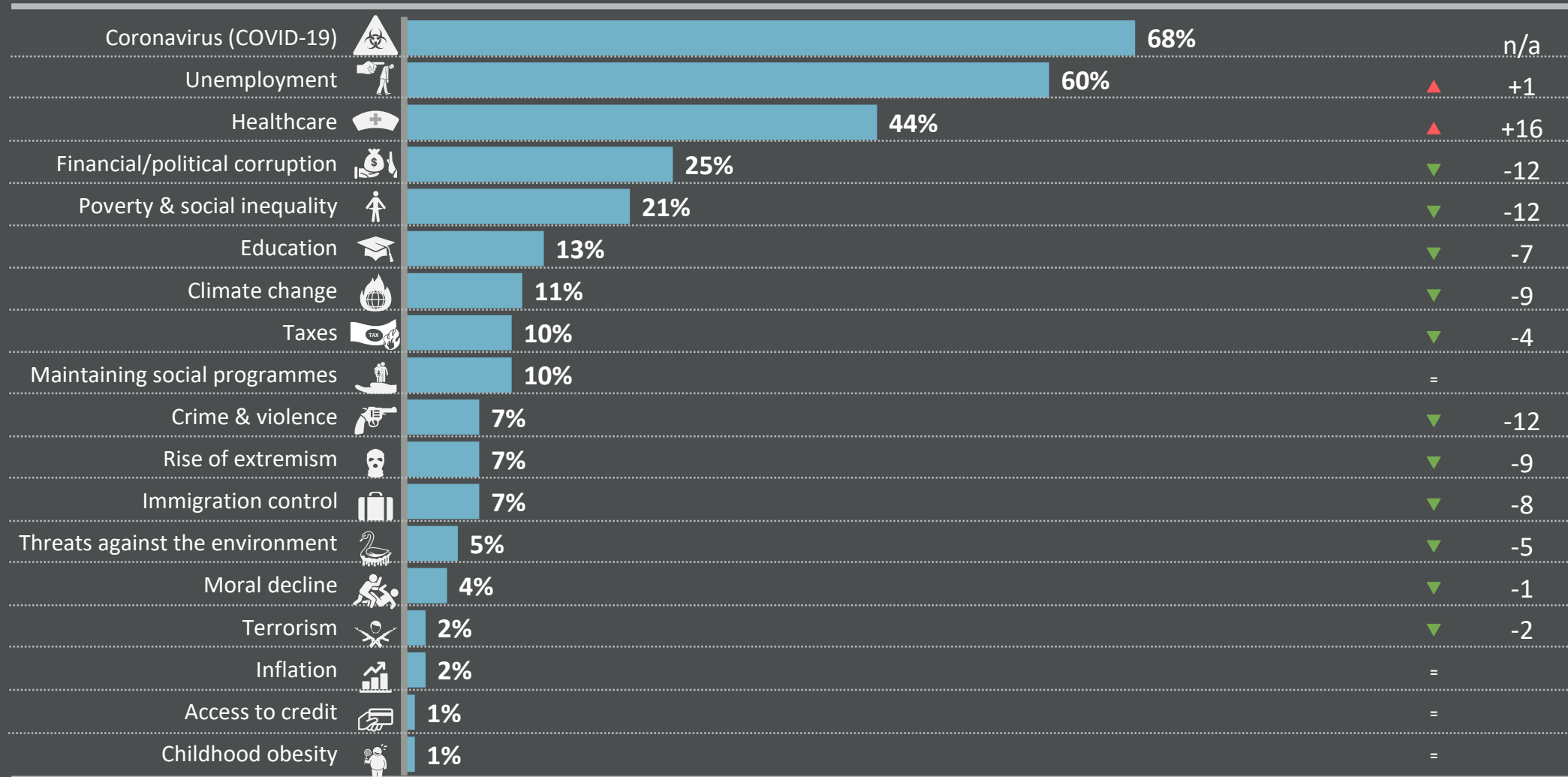
SPAIN'S WORRIES

Which three of the following topics do you find the most worrying in your country?

% change compared with previous month:

Mentioned in April 2020 (%)

Mar 2020



Base: Representative sample of Spanish adults aged 16-74. April 2020: 1,000; March 2020: 1,000.

Source: Global Advisor

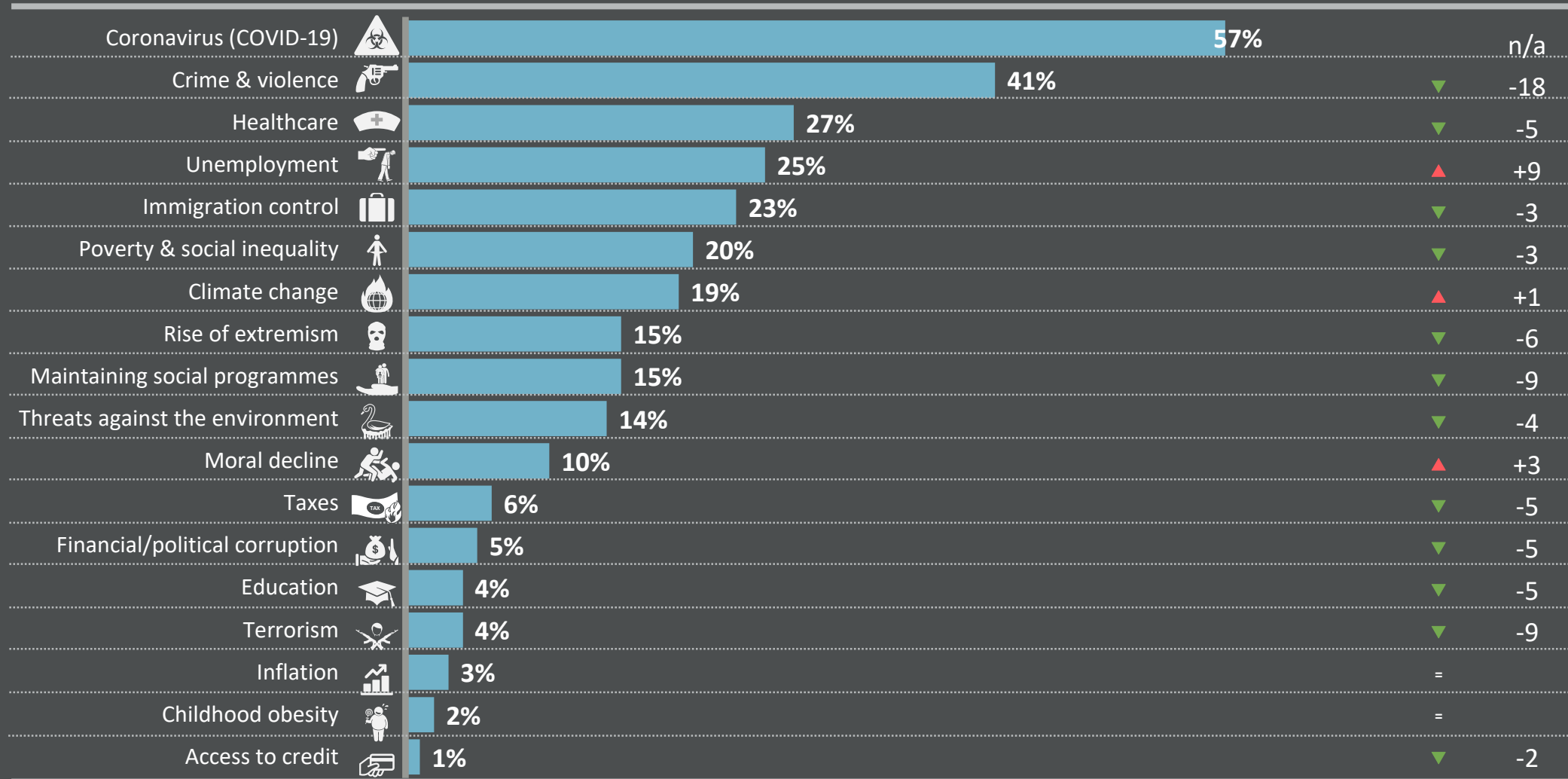
SWEDEN'S WORRIES

Which three of the following topics do you find the most worrying in your country?

% change compared with previous month:

Mentioned in April 2020 (%)

Mar 2020



Base: Representative sample of Swedish adults aged 16-74. April 2020: 500; March 2020: 500.

Source: Global Advisor

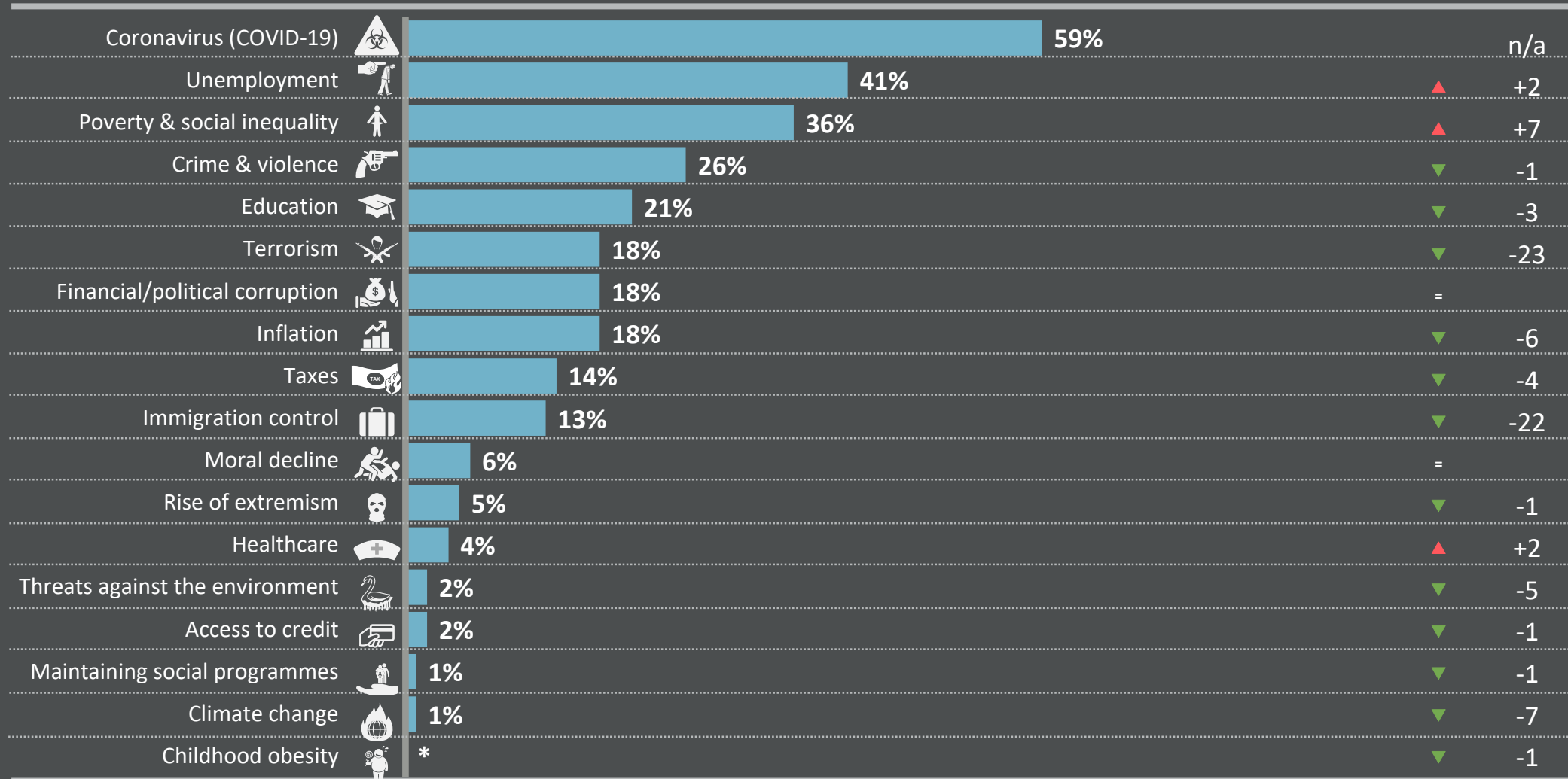
TURKEY'S WORRIES

Which three of the following topics do you find the most worrying in your country?

% change compared with previous month:

Mentioned in April 2020 (%)

Mar 2020



Base: Representative sample of Turkish adults aged 18-74. April 2020: 501; March 2020: 500.

Source: Global Advisor

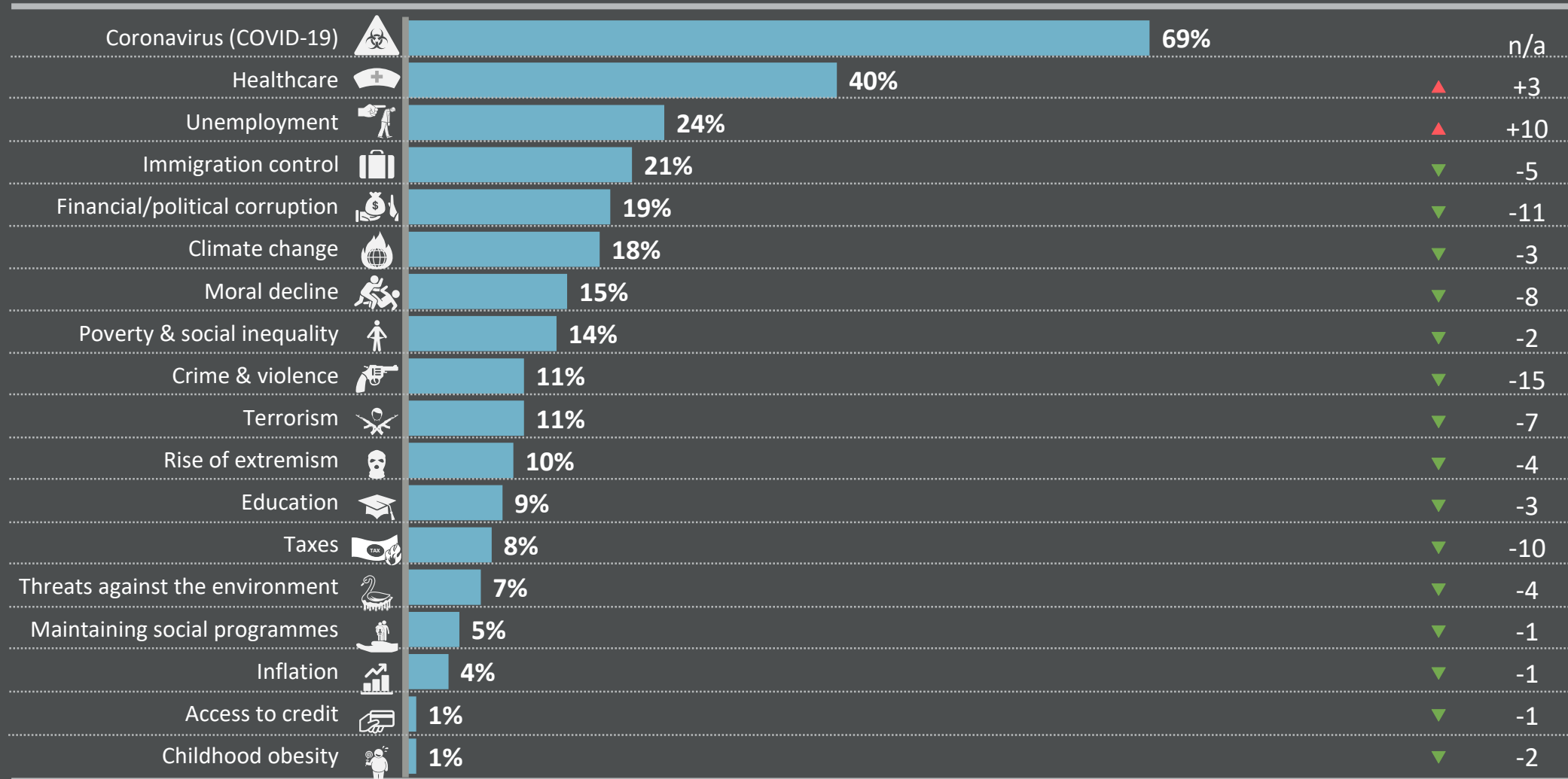
US'S WORRIES

Which three of the following topics do you find the most worrying in your country?

% change compared with previous month:

Mentioned in April 2020 (%)

Mar 2020



Base: Representative sample of American adults aged 18-74. April 2020: 1,000; March 2020: 1,001.

Source: Global Advisor

METHODOLOGY

The survey is conducted monthly in 28 countries around the world via the Ipsos Online Panel system. The countries included are Argentina, Australia, Belgium, Brazil, Canada, Chile, China, France, Great Britain, Germany, Hungary, India, Israel, Italy, Japan, Malaysia, Mexico, Netherlands, Peru, Poland, Russia, Saudi Arabia, South Africa, South Korea, Spain, Sweden, Turkey and the United States of America.

For the results of the survey presented herein, an international sample of 19,505 adults aged 18-74 in the US, South Africa, Turkey, Israel and Canada, and age 16-74 in all other countries, were interviewed between March 20th 2020 and April 3rd 2020. Approximately 1000+ individuals participated on a country by country basis via the Ipsos Online Panel.

The precision of Ipsos online polls are calculated using a credibility interval with a poll of 1,000 accurate to +/- 3.1 percentage points and of 500 accurate to +/- 4.5 percentage points. For more information on the Ipsos use of credibility intervals, please visit the Ipsos website.

Weighting has been employed to balance demographics and ensure that the sample's composition reflects that of the adult population according to the most recent country census data.

A survey with an unweighted probability sample of this size would have an estimated margin of error of +/- 3.1 percentage points for a sample of 1,000 and an estimated margin of error of +/- 4.5 percentage points for a 500 sample 19 times out of 20.

In 17 of the 28 countries surveyed internet penetration is sufficiently high to think of the samples as representative of the wider population within the age ranges covered: Argentina, Australia, Belgium, Canada, France, Germany, Hungary, Israel, Italy, Japan, Netherlands, Poland, South Korea, Spain, Sweden, Great Britain and United States.

Brazil, Chile, China, India, Malaysia, Mexico, Russia, Peru, Saudi Arabia, South Africa and Turkey have lower levels of internet penetration and so these samples should not be considered nationally representative, and instead be considered to represent a more affluent, connected population. These are still a vital social group to understand in these countries, representing an important and emerging middle class.



APPENDIX

FOR MORE INFORMATION

Simon Atkinson

Chief Knowledge Officer

✉ simon.atkinson@ipsos.com

Gideon Skinner

Research Director

✉ gideon.skinner@ipsos.com

Teodros Gebrekal

Researcher

✉ teodros.gebrekal@ipsos.com