



# IPSOS ISSUES MONITOR MARCH 2020

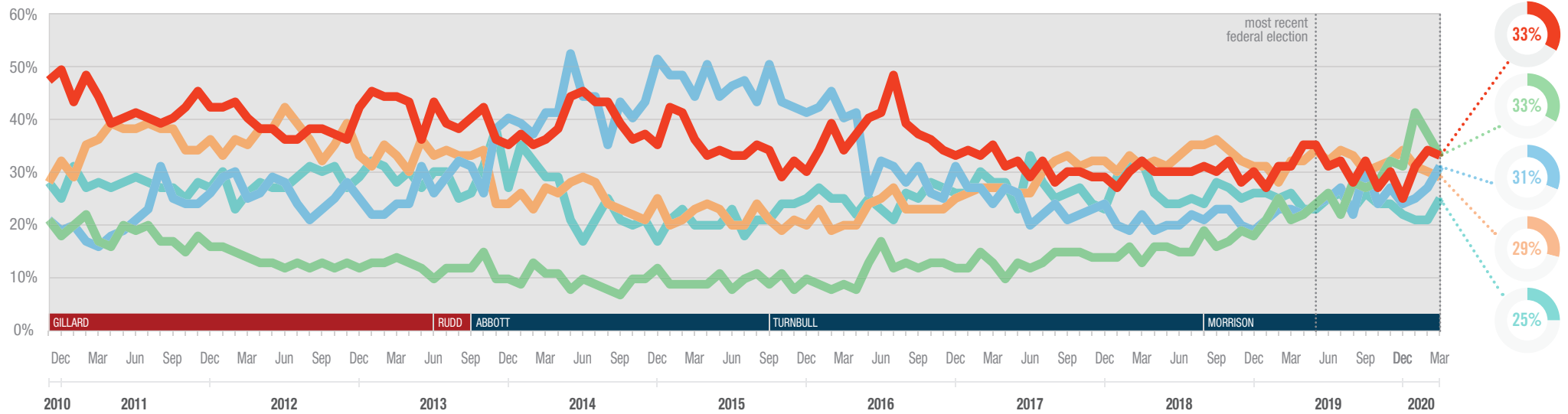
## The top issues facing Australia

Mark Davis  
Managing Director ANZ  
mark.davis@ipsos.com  
(03) 9946 0826

Lucy Brown  
Senior Research Manager  
lucy.brown@ipsos.com  
(03) 9946 0888

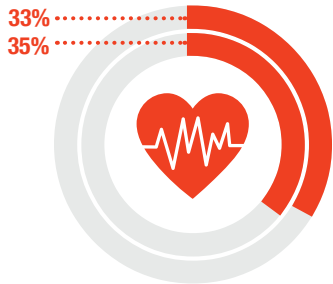


Each month we ask 1,000 Australians to select the three most important issues facing the nation. The top five issues facing Australia in March 2020 are shown below. A summary of all issues facing Australia can be found overleaf. If you would like to know more about the Ipsos Issues Monitor, or Ipsos Public Affairs, please contact Mark Davis or Lucy Brown.

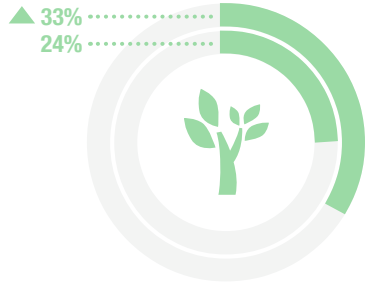


### Healthcare

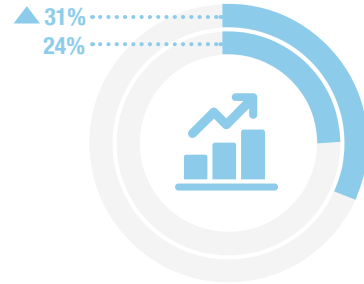
JAN 20  
MAY 19



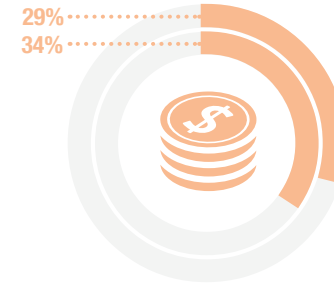
### Environment



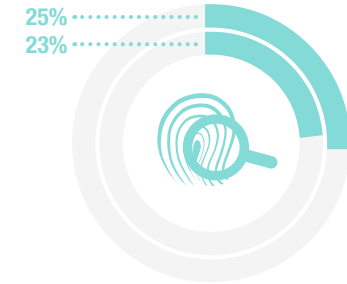
### The Economy



### Cost of Living

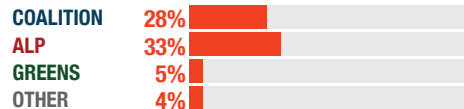


### Crime

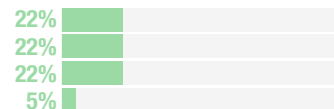


▲▼  
significant  
difference  
compared to  
May 19

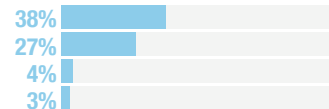
### Party most capable to manage the top issues facing Australia



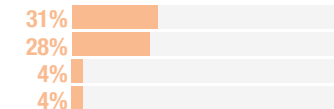
Don't know: 19% None: 10%



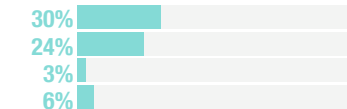
Don't know: 19% None: 10%



Don't know: 18% None: 10%



Don't know: 21% None: 12%



Don't know: 24% None: 13%



# IPSOS ISSUES MONITOR MARCH 2020

## The top issues facing Australia

Mark Davis  
 Managing Director ANZ  
 ✉ mark.davis@ipsos.com  
 ☎ (03) 9946 0826

Lucy Brown  
 Senior Research Manager  
 ✉ lucy.brown@ipsos.com  
 ☎ (03) 9946 0888



	2010	2011	2012	2013	2014	2015	2016	2017	2018	2019	JAN 2020	FEB 2020	MAR 2020
<b>Healthcare</b>	48%	42%	39%	41%	39%	34%	38%	31%	30%	30%	31%	34%	33%
<b>Environment</b>	20%	18%	13%	12%	10%	10%	12%	13%	16%	26%	41%	37%	33%
<b>The Economy</b>	20%	22%	26%	29%	42%	45%	33%	24%	21%	24%	25%	27%	31%
<b>Cost of Living</b>	30%	36%	36%	32%	25%	21%	23%	29%	33%	32%	31%	30%	29%
<b>Crime</b>	26%	28%	28%	30%	24%	22%	25%	27%	27%	24%	21%	21%	25%
<b>Housing</b>	24%	21%	19%	18%	15%	18%	20%	27%	24%	20%	18%	20%	18%
<b>Immigration</b>	19%	23%	22%	23%	20%	20%	20%	19%	21%	19%	15%	14%	17%
<b>Unemployment</b>	10%	10%	17%	21%	26%	26%	24%	23%	18%	16%	18%	16%	16%
<b>Poverty</b>	10%	10%	10%	11%	13%	12%	13%	14%	15%	16%	13%	15%	16%
<b>Education</b>	15%	12%	16%	19%	20%	17%	18%	14%	13%	13%	10%	14%	13%
<b>Drug Abuse</b>	13%	12%	12%	12%	13%	16%	17%	16%	15%	14%	15%	14%	12%
<b>Population</b>	10%	8%	7%	7%	6%	6%	6%	8%	13%	12%	14%	12%	12%
<b>Personal Debt</b>	15%	13%	12%	9%	6%	5%	7%	10%	10%	10%	8%	8%	9%
<b>Petrol Prices</b>	9%	15%	14%	11%	8%	4%	4%	6%	11%	9%	12%	8%	8%
<b>Transport</b>	10%	10%	10%	9%	7%	7%	8%	8%	10%	9%	7%	9%	7%
<b>Taxation</b>	6%	7%	8%	6%	8%	10%	10%	8%	8%	7%	5%	7%	7%
<b>Defence</b>	5%	4%	3%	3%	8%	16%	12%	14%	8%	7%	7%	6%	7%
<b>Indigenous Issues</b>	4%	3%	3%	2%	2%	2%	3%	3%	3%	4%	3%	5%	4%
<b>Racism</b>	6%	6%	5%	6%	7%	8%	8%	7%	5%	5%	3%	5%	4%