



IPSOS ISSUES MONITOR MARCH 2020

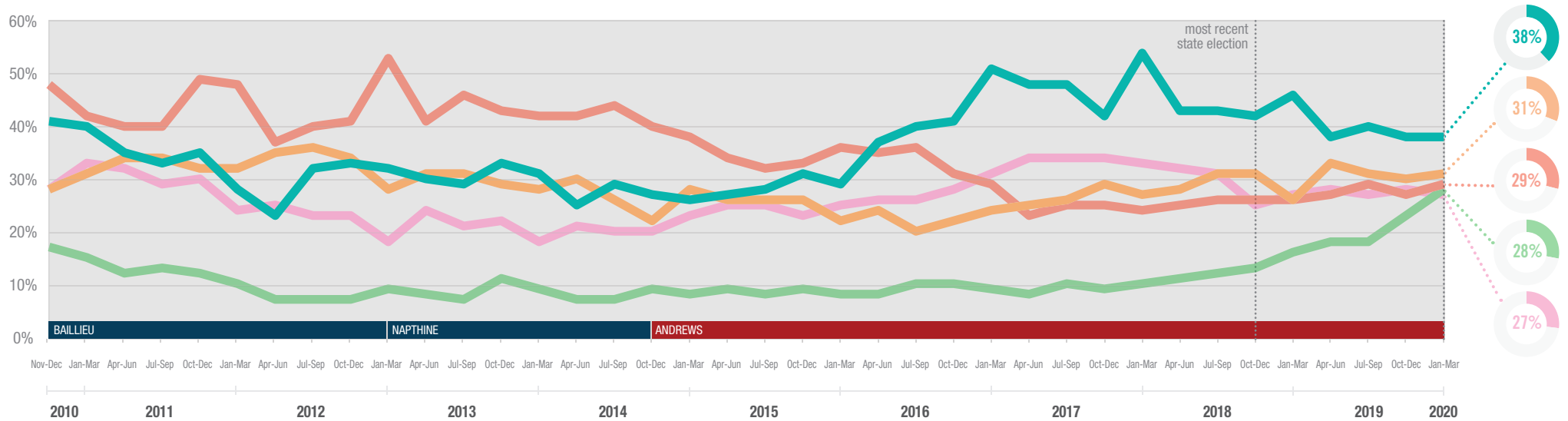
The top issues facing Victoria

Mark Davis
Managing Director ANZ
✉ mark.davis@ipsos.com
☎ (03) 9946 0826

Lucy Brown
Senior Research Manager
✉ lucy.brown@ipsos.com
☎ (03) 9946 0888

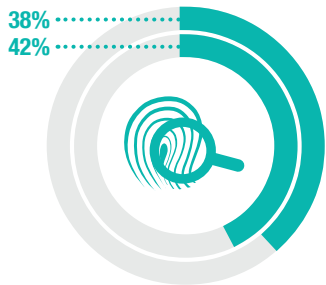


Each quarter we ask 800 Victorians to select the three most important issues facing their state. The top five issues facing Victoria between January and March 2020 are shown below. A summary of all issues facing Victoria can be found overleaf. If you would like to know more about the Ipsos Issues Monitor, or Ipsos Public Affairs in Victoria, please contact Mark Davis or Lucy Brown.



Crime

JAN-MAR 20
OCT-DEC 18



Cost of Living

JAN-MAR 20
OCT-DEC 18



Healthcare

JAN-MAR 20
OCT-DEC 18



Environment

JAN-MAR 20
OCT-DEC 18




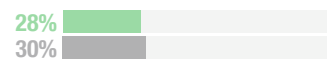
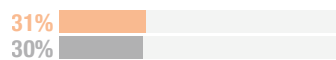
Housing

JAN-MAR 20
OCT-DEC 18



▲▼ significant difference compared with most recent state election

▲▼ significant difference compared with the rest of Australia





IPSOS ISSUES MONITOR MARCH 2020

The top issues facing Victoria

Mark Davis
 Managing Director ANZ
 ✉ mark.davis@ipsos.com
 ☎ (03) 9946 0826

Lucy Brown
 Senior Research Manager
 ✉ lucy.brown@ipsos.com
 ☎ (03) 9946 0888



	2010	2011	2012	2013	2014	2015	2016	2017	2018	2019	JAN-MAR 2020
Crime	41%	36%	29%	31%	28%	28%	36%	47%	46%	40%	38%
Cost of Living	28%	33%	34%	30%	27%	26%	22%	26%	29%	30%	31%
Healthcare	48%	43%	42%	46%	42%	34%	34%	25%	25%	27%	29%
Environment	17%	13%	8%	9%	8%	9%	9%	9%	12%	18%	28%
Housing	28%	31%	24%	22%	20%	24%	26%	33%	30%	28%	27%
Transport	31%	32%	30%	28%	28%	28%	28%	23%	22%	25%	24%
Drug Abuse	15%	13%	13%	14%	17%	23%	23%	24%	19%	18%	18%
Population	8%	8%	7%	7%	7%	8%	9%	11%	15%	17%	17%
The Economy	12%	11%	16%	17%	20%	22%	17%	11%	10%	11%	14%
Poverty	7%	8%	7%	7%	9%	10%	12%	13%	14%	15%	13%
Unemployment	8%	10%	23%	25%	35%	31%	24%	20%	15%	13%	12%
Education	16%	13%	21%	21%	20%	18%	17%	13%	12%	12%	11%
Petrol Prices	11%	18%	18%	16%	13%	7%	6%	7%	13%	11%	9%
Personal Debt	11%	11%	10%	7%	6%	7%	7%	9%	10%	9%	8%
Immigration	6%	8%	7%	8%	7%	8%	10%	10%	13%	10%	8%
Racism	5%	6%	4%	5%	5%	5%	7%	6%	6%	6%	4%
Taxation	4%	5%	5%	5%	5%	7%	7%	5%	4%	5%	3%
Indigenous Issues	1%	1%	1%	1%	1%	1%	2%	2%	2%	2%	3%
Defence	2%	1%	1%	1%	2%	5%	4%	6%	4%	3%	1%