

Attitudes towards immigration

Survey conducted on behalf of IMiX

Fieldwork March-April 2020

IMiX



© 2020 Ipsos. All rights reserved. Contains Ipsos' Confidential and Proprietary information and may not be disclosed or reproduced without the prior written consent of Ipsos.

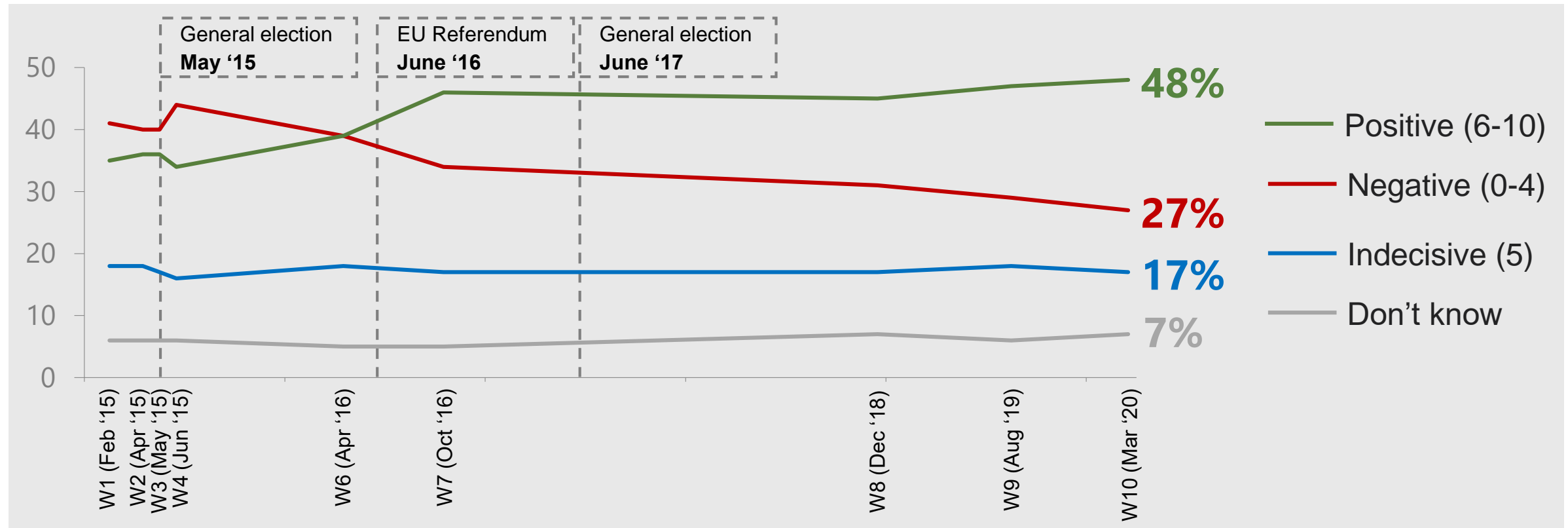
© Ipsos | Components Dec | Oct 19 | Version 1 | Public | Internal/Client Use Only

Ipsos MORI



Perceptions of immigration's impact on Britain continue to remain positive with a slight upward trend since December 2018

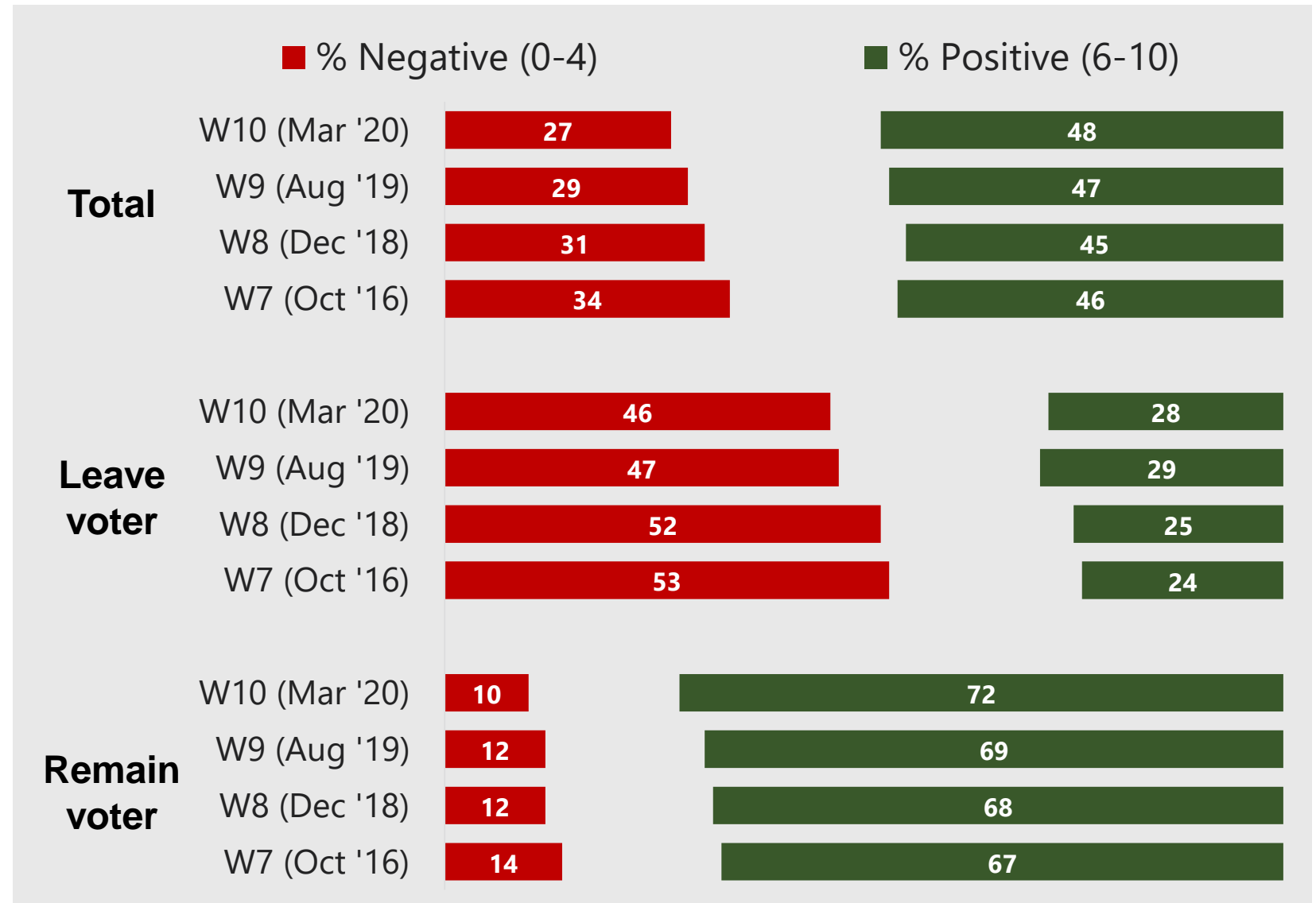
Q On a scale of 0 to 10, has migration had a positive or negative impact on Britain? (0 is “very negative”, 10 is “very positive”)



Base: All respondents (W1: 4574; W2: 3770; W3: 3023; W4: 2698; W6: 4002; W7: 4071; W8: 2520; W9: 2006; W10: 2100); Fieldwork dates: 12 March – 3 April 2020

Those who voted to leave the European Union in the 2016 referendum are more likely to have become less negative towards immigration since October 2016

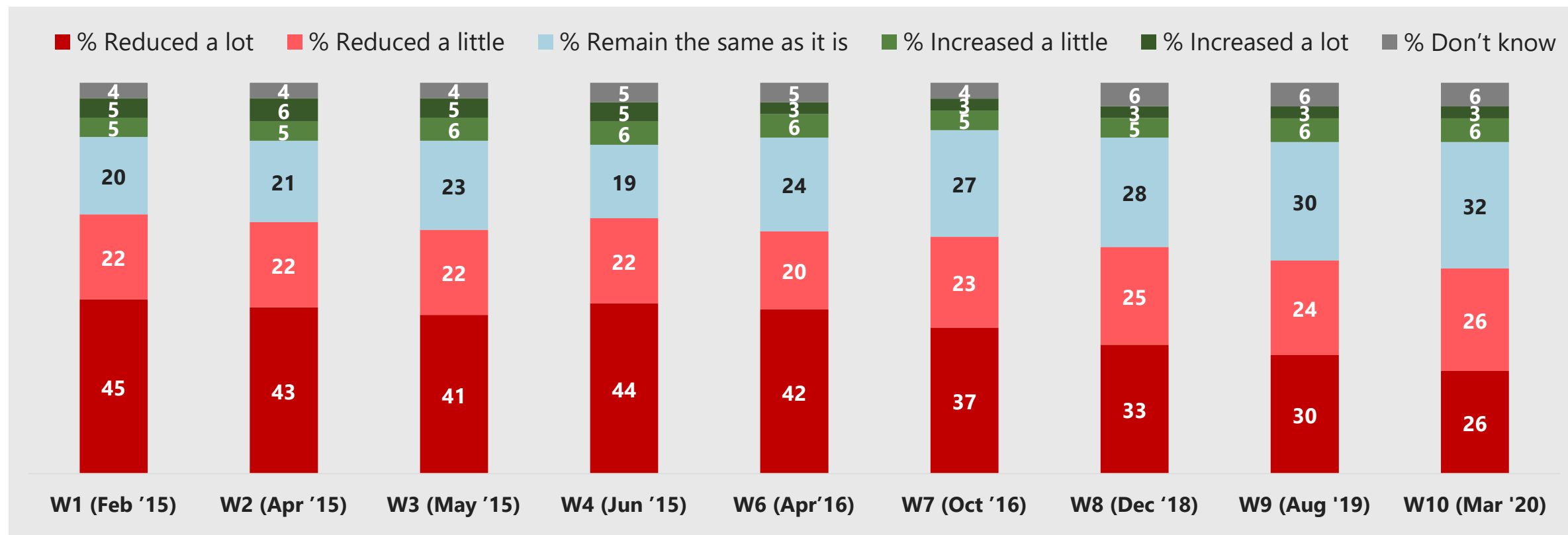
Q On a scale of 0 to 10, has migration had a positive or negative impact on Britain? (0 is “very negative”, 10 is “very positive”)



Base: All respondents (W7: 4071; W8: 2520; W9: 2006 ; W10: 2100): Fieldwork dates: 12 March – 3 April 2020

Half of Britons want to see immigration numbers reduced, however, the proportion continues to decrease since 2016

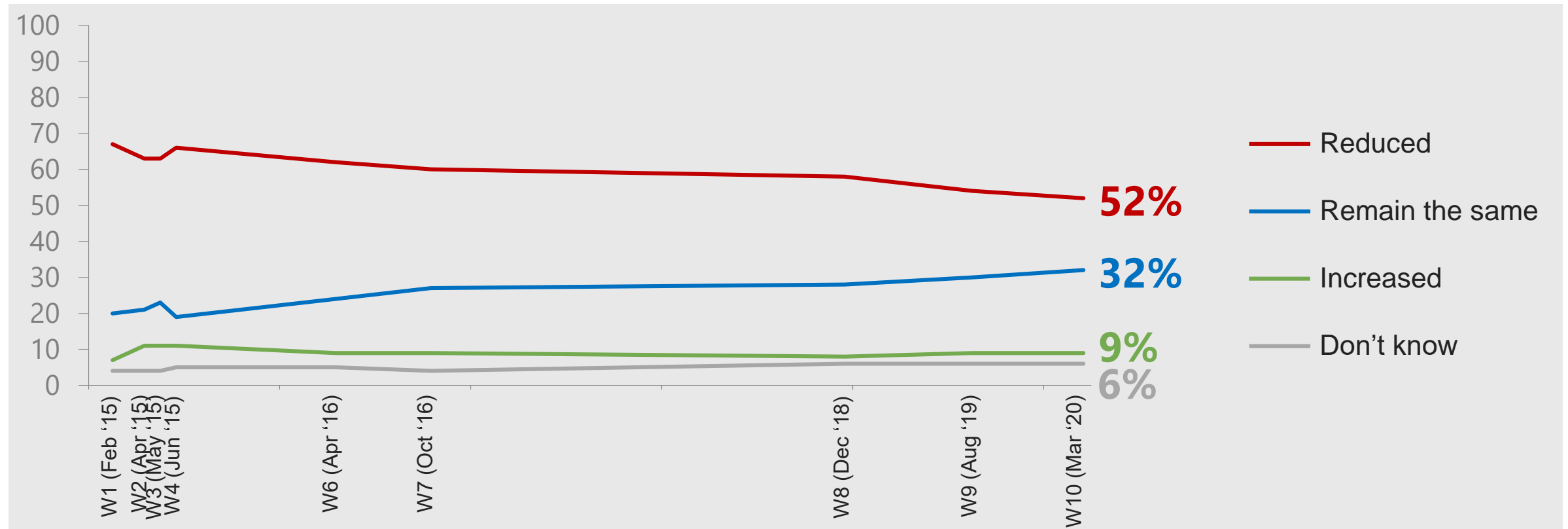
Q Do you think the number of immigrants coming to Britain nowadays should be increased a lot, increased a little, remain the same as it is, reduced a little, or reduced a lot?



Base: All respondents (W1: 4574; W2: 3770; W3:3023; W4:2698; W6: 4002; W7: 4071; W8: 2520; W9: 2006; W10: 2100); Fieldwork dates: 12 March – 3 April 2020

The number of Britons wanting immigration numbers to reduce continues to decline while a third think it should remain the same

Q Do you think the number of immigrants coming to Britain nowadays should be increased a lot, increased a little, remain the same as it is, reduced a little, or reduced a lot?

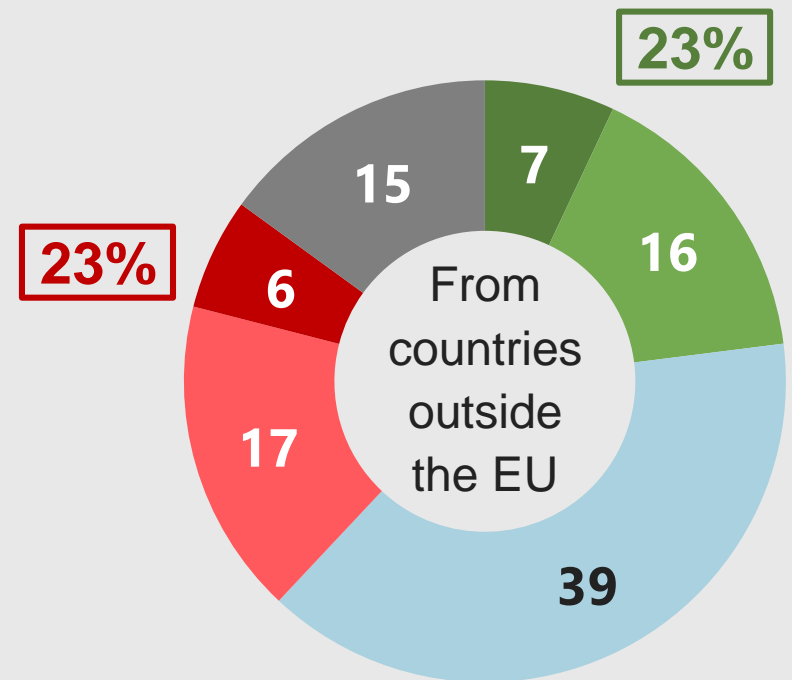
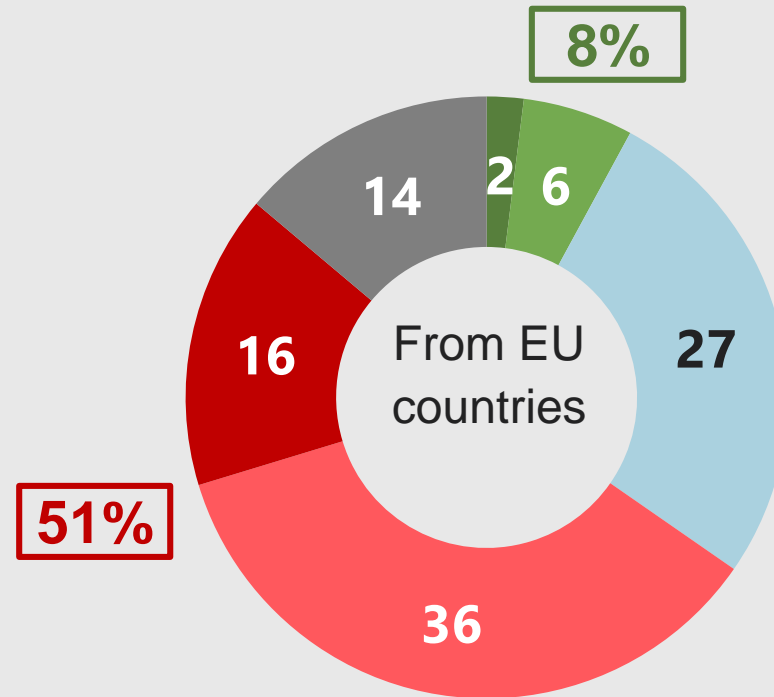


Base: All respondents (W1: 4574; W2: 3770; W3:3023; W4:2698; W6: 4002; W7: 4071; W8: 2520; W9 2006; W10: 2100): Fieldwork dates: 12 March – 3 April 2020

Britons are split on whether immigration from outside the European Union will change now the UK has left the EU. However, a majority think the number of EU migrants entering the UK will now decrease

Q Now that the UK has left the European Union, do you think the number of migrants entering the UK from the following countries will increase, decrease or remain the same?

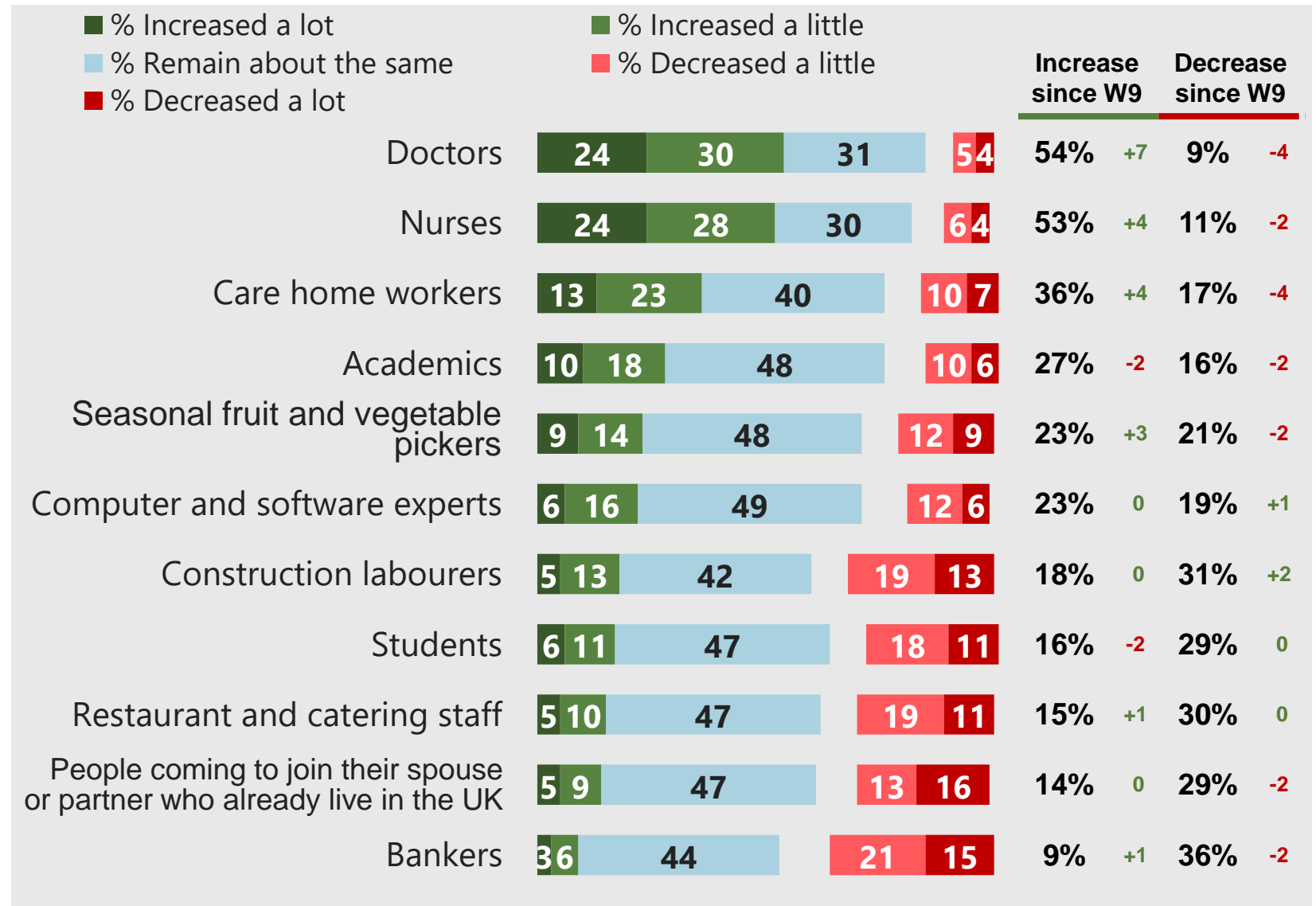
- % Increase a lot
- % Increase a little
- % Stay the same
- % Decrease a little
- % Decrease a lot
- % Don't know



Base: All respondents (W10: 2100); Fieldwork dates: 12 March – 3 April 2020

A majority of Britons still want to see an increase in the number of doctors and nurses coming to the UK from the EU post-Brexit. Over a third want an increase in care workers and one in five, seasonal fruit pickers

Q After Britain leaves the European Union, would you prefer the number of EU citizens from each of the below groups coming to live in the UK to be increased, reduced, or should it remain about the same?



Base: All respondents (W8: 2520; W9: 2006; W10: 2100): Fieldwork dates: 12 March – 3 April 2020

Technical note

- Ipsos MORI interviewed 2,100 adults aged 18+ across Great Britain online. Data are weighted to reflect the population profile.
- Fieldwork dates were 12 March – 3rd April 2020
- The survey was conducted on behalf of IMIX, the migration communications hub with funding from Unbound Philanthropy and the Barrow Cadbury Trust. .
- Percentage scores are shown out of 100%. Where figures do not add up to 100%, this is due to computer rounding. An asterisks indicates a score less than 0.5%, but greater than zero. Combined figures are based on the constituent parts (e.g. % agree = % strongly agree + % tend to agree). These figures are also subject to the effect of rounding.

FURTHER INFORMATION

For more information please contact:

Kully Kaur-Ballagan

Kully.Kaur-Ballagan@ipsos.com

Glenn Gottfried

Glenn.Gottfried@ipsos.com

Stephanie Holden

Stephanie.Holden@ipsos.com

Holly Day

Holly.Day@ipsos.com

Ipsos MORI | 3 Thomas More Square | London E1W 1YW | t: +44 (0)20 7347 3000 | www.ipsos-mori.com/