



PUBLIC POLL FINDINGS AND METHODOLOGY

Americans supportive of peaceful protests and bipartisan support for police reform

Reuters/Ipsos survey on national protests and ‘defund the police’

Topline Findings

Washington, DC, June 12, 2020 – The latest Reuters/Ipsos survey examining attitudes towards protests and police reform finds that Americans remain largely supportive of the peaceful protests following George Floyd’s death while in police custody. Several proposals for police reform receive overwhelming bipartisan support. Approval of Donald Trump’s handling of the protests and demonstrations remains low.

Detailed Findings

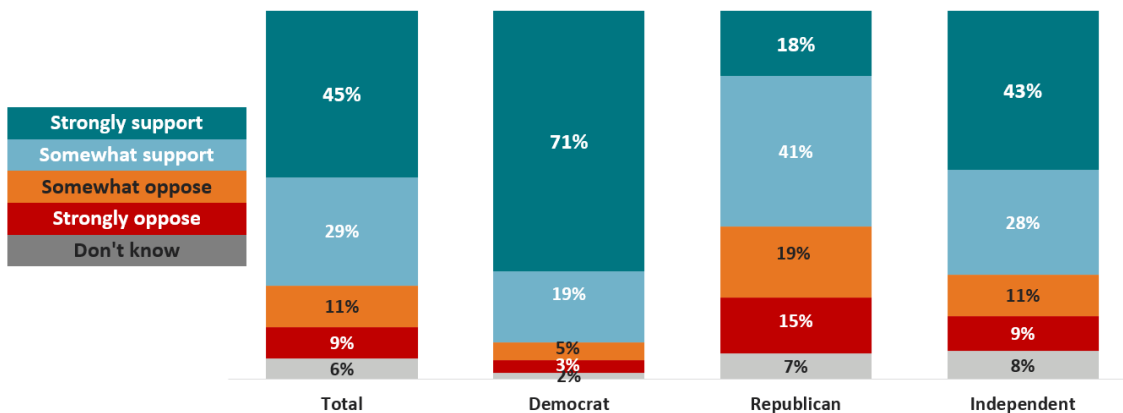
Three-quarters (74%) of Americans support the peaceful protests in the wake of George Floyd’s death, holding steady from the week before (73%).

- While both Democrats and Republicans support peaceful protesting, an overwhelming majority of Democrats (90%) support them as opposed to a 59% of Republicans.
- Democrats’ support is up 4 points this week compared to the week prior (86%), whereas Republicans’ support remains stagnant.
- Approval of police handling of the protests (48%) is up from last week (43%).

ALL ADULT AMERICANS

Support for the Protests Following George Floyd’s Death

Do you support or oppose the peaceful protests and demonstrations that have taken place across the country after the death of George Floyd?



© 2020 Ipsos





PUBLIC POLL FINDINGS AND METHODOLOGY

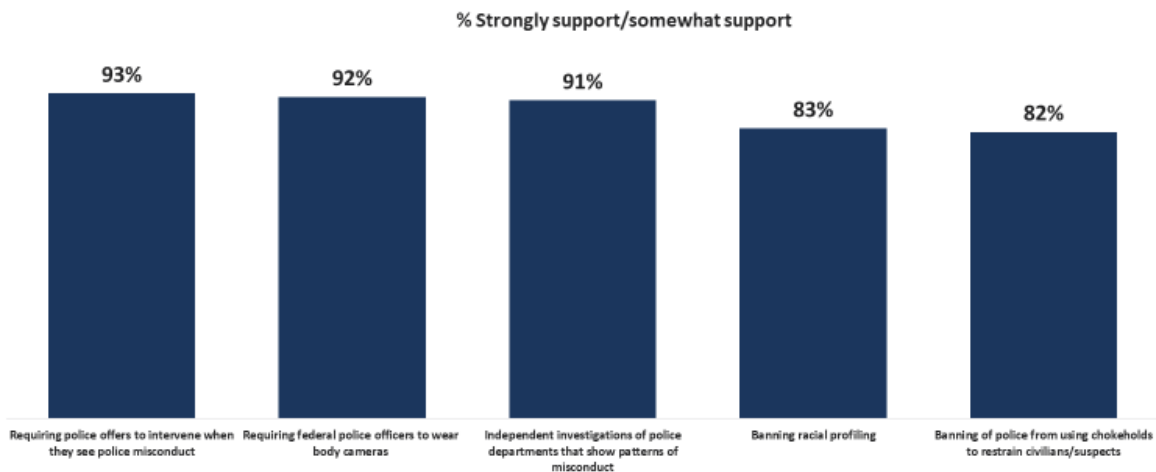
Nine in ten Americans support requiring police officers to intervene when they see police misconduct (93%), requiring federal police officers to wear body cameras (92%), and independent investigations of police departments that show patterns of misconduct (91%).

- Similarly 8 in 10 Americans support banning police from racial profiling (83%) and banning of police from using chokeholds to restrain civilians/suspects (82%).
- Two in five Americans who are familiar of the ‘defund the police’ movement support it (39%).
- Of those who are familiar with proposals to move some money currently going to police budgets into better officer training, local programs for homelessness, mental health assistance, and domestic violence, 76% support it. Half of Republicans (50%) who are familiar with the proposal support it, compared to 9 in 10 Democrats (93%).

ALL ADULT AMERICANS

Perceptions of Reform

Please indicate how much you support or oppose each of the following statements...



© 2020 Ipsos



Approval of Donald Trump’s handling of the situation remains low at 32%, statistically unchanged from last week (33%).

- Republican support (69%) far outweighs Democratic (8%) and independent (20%) support on Trump’s handling of this issue.





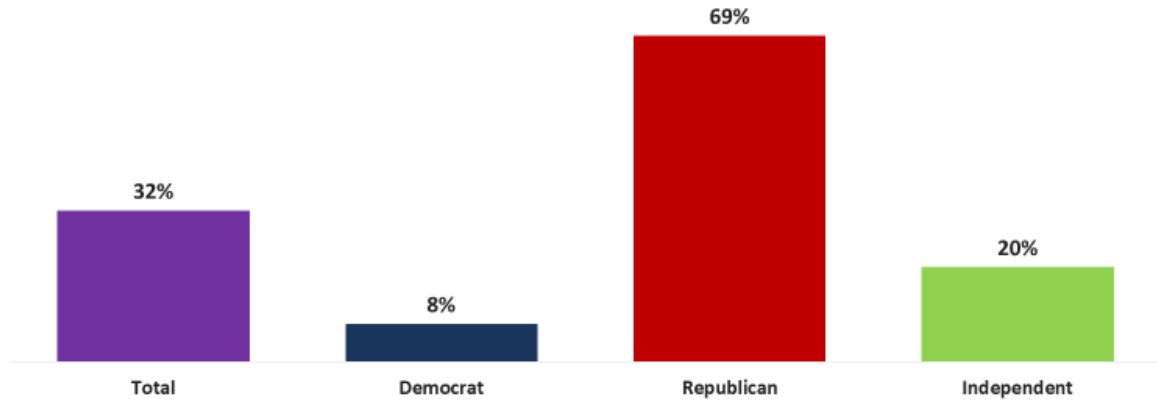
PUBLIC POLL FINDINGS AND METHODOLOGY

ALL ADULT AMERICANS

Approval of President Trump's Handling of Protests

Do you approve or disapprove of how President Donald Trump has handled the recent protests and demonstrations?

% Strongly/Somewhat/Lean approve



© 2020 Ipsos



PUBLIC POLL FINDINGS AND METHODOLOGY

		All Respondents	Democrats	Republicans	Independents
P1. Are you currently registered to vote, or not? (Select one)	Yes	86%	91%	92%	78%
	No	12%	8%	7%	20%
	Don't know / Refused	2%	1%	1%	2%
	Total	1113	495	417	116
TM1892Y20. How closely, if at all, have you followed the protests and demonstrations that have appeared across the country after the death of George Floyd in Minneapolis?	Very closely	33%	47%	22%	28%
	Somewhat closely	41%	39%	45%	35%
	Not very closely	19%	9%	26%	28%
	Heard of, but know little	6%	4%	7%	7%
	Have not heard of	1%	1%	0%	1%
	Don't know	1%	0%	0%	1%
	Total	1113	495	417	116
TM1893Y20. Do you support or oppose the peaceful protests and demonstrations that have taken place across the country after the death of George Floyd?	Strongly support	45%	71%	18%	43%
	Somewhat support	29%	19%	41%	28%
	Somewhat oppose	11%	5%	19%	11%
	Strongly oppose	9%	3%	15%	9%
	Don't know	6%	2%	7%	8%
	Total	1113	495	417	116
TM1894Y20. Do you approve or disapprove of how President Donald Trump has handled the recent protests and demonstrations?	Strongly approve	15%	2%	35%	4%
	Somewhat approve	11%	2%	22%	9%
	Lean approve	6%	3%	11%	6%
	Lean disapprove	8%	6%	9%	11%
	Somewhat disapprove	8%	8%	7%	11%
	Strongly disapprove	44%	75%	8%	44%
	Don't know	8%	3%	8%	14%
	Total	1113	495	417	116
TM1895Y20_1. How much you agree/disagree with each of the following statements...Peaceful protests and demonstrations are an appropriate response to the killing of an unarmed man by police	Strongly agree	57%	74%	39%	59%
	Somewhat agree	27%	16%	37%	29%
	Somewhat disagree	8%	5%	12%	7%
	Strongly disagree	6%	3%	8%	3%
	Don't know	2%	1%	3%	1%
	Total	1113	495	417	116



PUBLIC POLL FINDINGS AND METHODOLOGY

		All Respondents	Democrats	Republicans	Independents
TM1895Y20_2. How much you agree/disagree with each of the following statements...Violent protests and unrest are an appropriate response to the killing of an unarmed man by police	Strongly agree	9%	11%	5%	8%
	Somewhat agree	12%	18%	7%	9%
	Somewhat disagree	17%	25%	8%	17%
	Strongly disagree	59%	43%	78%	65%
	Don't know	2%	2%	2%	1%
	Total	1113	495	417	116
TM1895Y20_3. How much you agree/disagree with each of the following statements...The property damage caused by some protesters undermine the original protest's case for justice	Strongly agree	62%	47%	79%	66%
	Somewhat agree	20%	26%	12%	22%
	Somewhat disagree	9%	14%	4%	8%
	Strongly disagree	6%	9%	3%	4%
	Don't know	3%	4%	1%	0%
	Total	1113	495	417	116
TM1895Y20_4. How much you agree/disagree with each of the following statements...I am sympathetic to people who are out protesting right now	Strongly agree	38%	63%	12%	34%
	Somewhat agree	28%	22%	33%	27%
	Somewhat disagree	16%	7%	28%	16%
	Strongly disagree	12%	5%	22%	13%
	Don't know	5%	3%	5%	10%
	Total	1113	495	417	116
TM1895Y20_6. How much you agree/disagree with each of the following statements...Police are doing a good job handling these protests	Strongly agree	15%	6%	28%	10%
	Somewhat agree	33%	25%	42%	37%
	Somewhat disagree	25%	30%	19%	27%
	Strongly disagree	21%	34%	6%	18%
	Don't know	7%	5%	6%	8%
	Total	1113	495	417	116
TM1905Y20_1. How much do you support or oppose each of the following?...Allowing victims of police misconduct to sue police departments for damages	Strongly support	47%	66%	24%	48%
	Somewhat support	28%	23%	35%	28%
	Somewhat oppose	12%	6%	20%	12%
	Strongly oppose	6%	2%	12%	2%
	Not sure	7%	3%	9%	9%
	Total	1113	495	417	116



PUBLIC POLL FINDINGS AND METHODOLOGY

		All Respondents	Democrats	Republicans	Independents
TM1905Y20_2. How much do you support or oppose each of the following?...Banning police from using chokeholds to restrain civilians/suspects	Strongly support	62%	79%	43%	61%
	Somewhat support	20%	12%	28%	22%
	Somewhat oppose	9%	4%	16%	9%
	Strongly oppose	4%	2%	8%	0%
	Not sure	5%	3%	5%	9%
	Total	1113	495	417	116
TM1905Y20_3. How much do you support or oppose each of the following?...Banning police from racial profiling	Strongly support	62%	79%	41%	64%
	Somewhat support	20%	12%	31%	22%
	Somewhat oppose	7%	4%	11%	8%
	Strongly oppose	5%	2%	8%	4%
	Not sure	6%	3%	9%	3%
	Total	1113	495	417	116
TM1905Y20_4. How much do you support or oppose each of the following?...Requiring federal police officers to wear body cameras	Strongly support	71%	83%	58%	69%
	Somewhat support	21%	11%	31%	23%
	Somewhat oppose	4%	4%	6%	6%
	Strongly oppose	1%	1%	2%	0%
	Not sure	3%	1%	4%	2%
	Total	1113	495	417	116
TM1905Y20_5. How much do you support or oppose each of the following?...Requiring police officers to intervene when they see police misconduct	Strongly support	76%	82%	69%	76%
	Somewhat support	17%	11%	24%	19%
	Somewhat oppose	4%	4%	4%	5%
	Strongly oppose	1%	1%	1%	0%
	Not sure	2%	2%	2%	0%
	Total	1113	495	417	116
TM1905Y20_6. How much do you support or oppose each of the following?...Independent investigation of police departments that show patterns of misconduct	Strongly support	66%	80%	50%	68%
	Somewhat support	25%	14%	39%	25%
	Somewhat oppose	4%	3%	6%	4%
	Strongly oppose	2%	2%	3%	3%
	Not sure	2%	1%	2%	0%
	Total	1113	495	417	116

PUBLIC POLL FINDINGS AND METHODOLOGY

		All Respondents	Democrats	Republicans	Independents
TM1902Y20_1. How familiar are you with the following concepts?...The 'defund the police' movement	Very familiar	17%	20%	17%	13%
	Somewhat familiar	37%	40%	39%	27%
	Not very familiar	16%	16%	14%	18%
	I have heard of it, but that's about it	18%	13%	19%	29%
	Never heard of it	12%	11%	10%	13%
	Total	1113	495	417	116
TM1902Y20_2. How familiar are you with the following concepts?...Proposals to completely dismantle police departments and give more financial support to address homelessness, mental health, and domestic violence	Very familiar	15%	17%	14%	11%
	Somewhat familiar	32%	37%	32%	28%
	Not very familiar	19%	19%	17%	20%
	I have heard of it, but that's about it	20%	16%	21%	24%
	Never heard of it	14%	10%	16%	16%
	Total	1113	495	417	116
TM1902Y20_3. How familiar are you with the following concepts?...Proposals to move some money currently going to police budgets into better officer training, local programs for homelessness, mental health assistance, and domestic violence	Very familiar	16%	21%	14%	9%
	Somewhat familiar	35%	40%	33%	31%
	Not very familiar	20%	16%	23%	24%
	I have heard of it, but that's about it	15%	12%	15%	18%
	Never heard of it	14%	12%	14%	17%
	Total	1113	495	417	116
TM1902Y20_4. How familiar are you with the following concepts?...'Broken window policing' where law enforcement focuses on policing low level offenses	Very familiar	8%	8%	9%	9%
	Somewhat familiar	15%	17%	14%	12%
	Not very familiar	32%	33%	33%	28%
	I have heard of it, but that's about it	9%	9%	8%	9%
	Never heard of it	36%	33%	36%	43%
	Total	1113	495	417	116

PUBLIC POLL FINDINGS AND METHODOLOGY

		All Respondents	Democrats	Republicans	Independents
TM1902Y20_5. How familiar are you with the following concepts?...Community oversight in policing, including a police commission of civilians who oversee things like the police chief, police training and civilian complaints	Very familiar	11%	13%	9%	8%
	Somewhat familiar	28%	34%	24%	22%
	Not very familiar	27%	25%	27%	31%
	I have heard of it, but that's about it	12%	11%	13%	8%
	Never heard of it	23%	17%	27%	32%
	Total	1113	495	417	116
TM1902Y20_6. How familiar are you with the following concepts?...With every stop, requiring officers to provide civilians with the officer's badge number, name, and the reason for the stop	Very familiar	17%	20%	13%	20%
	Somewhat familiar	26%	26%	27%	23%
	Not very familiar	25%	25%	26%	26%
	I have heard of it, but that's about it	10%	9%	12%	6%
	Never heard of it	22%	21%	22%	25%
	Total	1113	495	417	116
TM1903Y20_1. How much do you support/oppose each of the following?...The 'defund the police' movement :	Strongly support	18%	26%	6%	20%
	Somewhat support	21%	33%	7%	22%
	Somewhat oppose	17%	22%	10%	15%
	Strongly oppose	40%	13%	75%	37%
	Not sure	4%	6%	2%	7%
	Total	601	297	235	46
TM1903Y20_2. How much do you support/oppose each of the following?...Proposals to completely dismantle police departments and give more financial support to address homelessness, mental health, and domestic violence (asked only of those somewhat/very familiar)	Strongly support	20%	29%	7%	22%
	Somewhat support	19%	26%	10%	11%
	Somewhat oppose	17%	22%	10%	22%
	Strongly oppose	41%	18%	74%	43%
	Not sure	3%	5%	0%	2%
	Total	528	268	194	46



PUBLIC POLL FINDINGS AND METHODOLOGY

		All Respondents	Democrats	Republicans	Independents
TM1903Y20_3. How much do you support/oppose each of the following?...Proposals to move some money currently going to police budgets into better officer training, local programs for homelessness, mental health assistance, and domestic violence <i>(asked only of those somewhat/very familiar)</i>	Strongly support	46%	63%	20%	49%
	Somewhat support	30%	30%	31%	30%
	Somewhat oppose	10%	3%	22%	6%
	Strongly oppose	12%	4%	25%	13%
	Not sure	2%	1%	3%	2%
	Total	565	300	199	47
TM1903Y20_4. How much do you support or oppose each of the following?...Broken window policing where law enforcement focuses on policing low level offenses <i>(asked only of those somewhat/very familiar)</i>	Strongly support	24%	23%	26%	29%
	Somewhat support	27%	25%	27%	21%
	Somewhat oppose	22%	21%	23%	33%
	Strongly oppose	20%	22%	19%	8%
	Not sure	8%	9%	5%	8%
	Total	259	126	93	24
TM1903Y20_5. How much do you support/oppose each of the following?...Community oversight in policing, including a police commission of civilians who oversee things like the police chief, police training and civilian complaints <i>(asked only of those somewhat/very familiar)</i>	Strongly support	46%	61%	22%	50%
	Somewhat support	32%	29%	36%	29%
	Somewhat oppose	11%	4%	22%	15%
	Strongly oppose	8%	3%	18%	3%
	Not sure	3%	3%	2%	3%
	Total	429	235	141	34
TM1903Y20_6. How much do you support or oppose each of the following?...With every stop, requiring officers to provide civilians with the officer's badge number, name, and the reason for the stop <i>(asked only of those somewhat/very familiar)</i>	Strongly support	67%	77%	50%	70%
	Somewhat support	22%	16%	30%	28%
	Somewhat oppose	7%	4%	12%	2%
	Strongly oppose	3%	2%	5%	0%
	Not sure	2%	1%	3%	0%
	Total	473	226	167	50





PUBLIC POLL FINDINGS AND METHODOLOGY

About the Study

These are some of the findings of an Ipsos poll conducted between June 9-10, 2020 on behalf of Thomson Reuters. For this survey, a sample of 1,113 Americans age 18+ from the continental U.S., Alaska, and Hawaii were interviewed online in English. The sample includes 495 Democrats, 417 Republicans and 116 independents. Weighting was then employed to balance demographics to ensure that the sample's composition reflects that of the adult population according to Census data and to provide results intended to approximate the sample universe. The precision of Ipsos online polls is measured using a credibility interval. In this case, the poll is accurate to within ± 3.3 percentage points, 19 times out of 20, had all Americans been polled. The credibility interval will be wider among subsets of the population. All sample surveys and polls may be subject to other sources of error, including, but not limited to coverage error, and measurement error. The poll also has a credibility interval of ± 5.0 percentage points for Democrats, ± 5.5 percentage points for Republicans, and ± 10.4 percentage points for independents.

For more information on this news release, please contact:

Chris Jackson
Vice President, US
Public Affairs
+1 202 420-2025
chris.jackson@ipsos.com

Kate Silverstein
Media Relations Specialist, US
Public Affairs
+1 718 755-8829
kate.silverstein@ipsos.com

About Ipsos

Ipsos is the world's third largest market research company, present in 90 markets and employing more than 18,000 people.

Our passionately curious research professionals, analysts and scientists have built unique multi-specialist capabilities that provide true understanding and powerful insights into the actions, opinions and motivations of citizens, consumers, patients, customers or employees. We serve more than 5000 clients across the world with 75 business solutions.

Founded in France in 1975, Ipsos is listed on the Euronext Paris since July 1st, 1999. The company is part of the SBF 120 and the Mid-60 index and is eligible for the Deferred Settlement Service (SRD).

ISIN code FR0000073298, Reuters ISOS.PA, Bloomberg IPS:FP www.ipsos.com

