

# WHAT WORRIES THE



May

2020

GAME CHANGERS



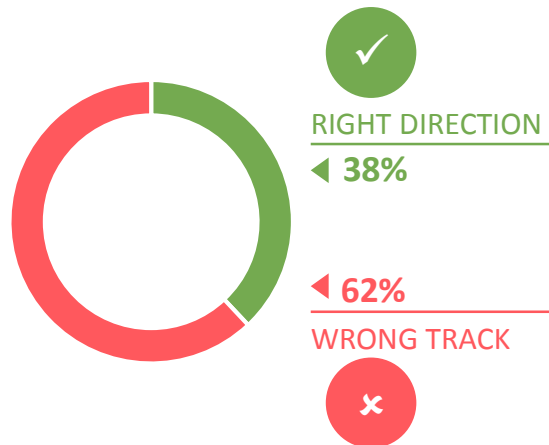
# US SUMMARY: MAY 2020

The majority (62%) of Americans think things in the country are on the wrong track.

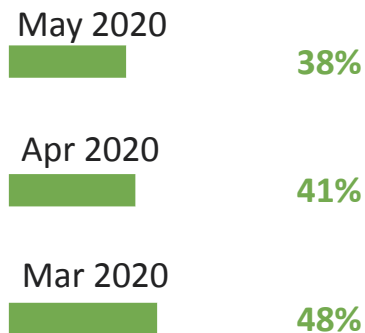
Coronavirus (COVID-19) currently occupies the top spot for concern with 61% saying this.

Generally speaking, would you say things in this country are heading in the right direction, or are they off on the wrong track?

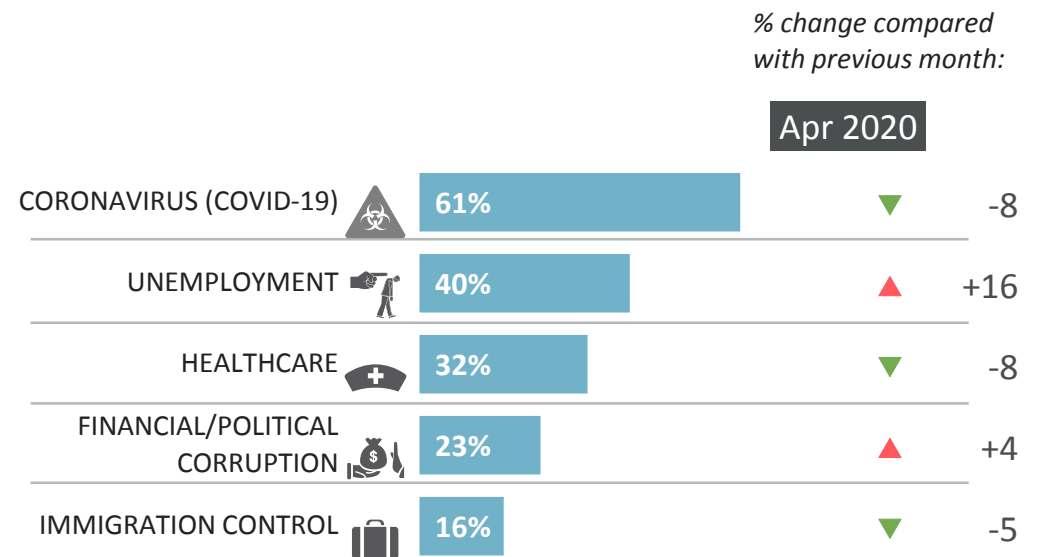
**RIGHT DIRECTION/  
WRONG TRACK**  
May 2020



**RIGHT DIRECTION**



Which three of the following topics do you find the most worrying in your country?



Base: Representative sample of American adults aged 18-74. c.1000 per month

Source: Global Advisor

# WORLD SUMMARY: MAY 2020

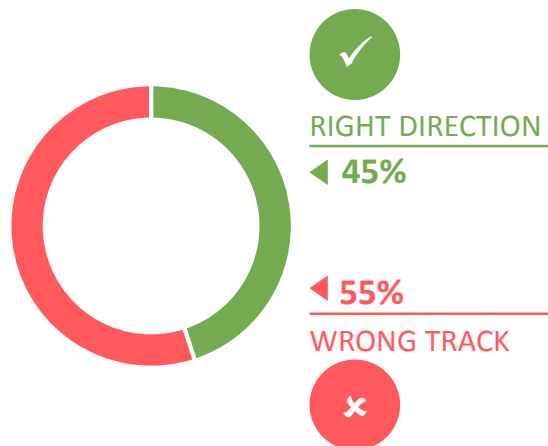
The majority (55%) of people around the world think things in their country are on the wrong track.

Coronavirus (COVID-19) currently occupies the top spot for global concern with 55% saying this.

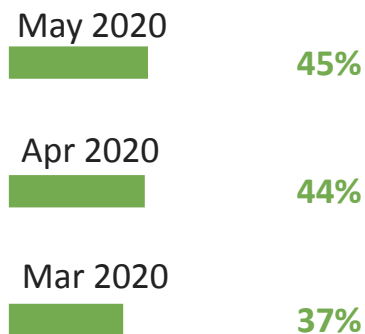
Generally speaking, would you say things in this country are heading in the right direction, or are they off on the wrong track?

## RIGHT DIRECTION/ WRONG TRACK

May 2020



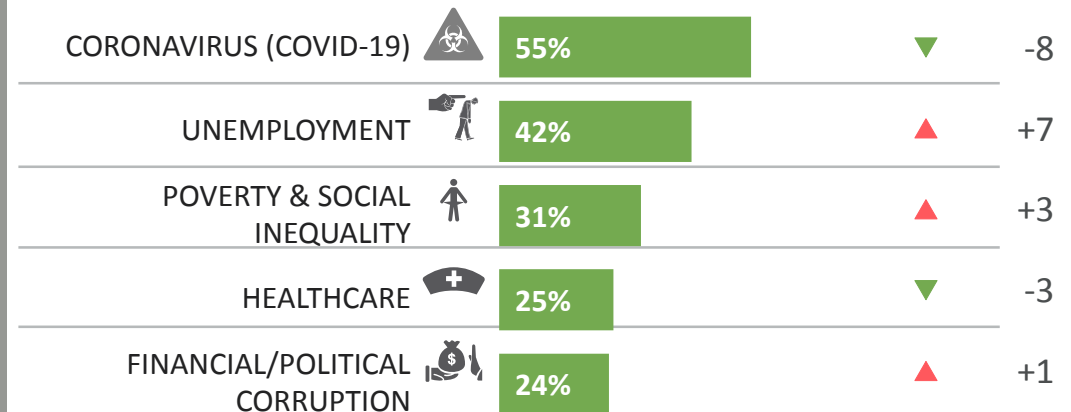
## RIGHT DIRECTION



Which three of the following topics do you find the most worrying in your country?\*

% change compared  
with previous month:

Apr 2020



Base: Representative sample of American adults aged 18-74. c.18505 per month

Source: Global Advisor



# RIGHT DIRECTION WRONG TRACK

- Country comparisons
- Trends over time: US
- Trends over time: world

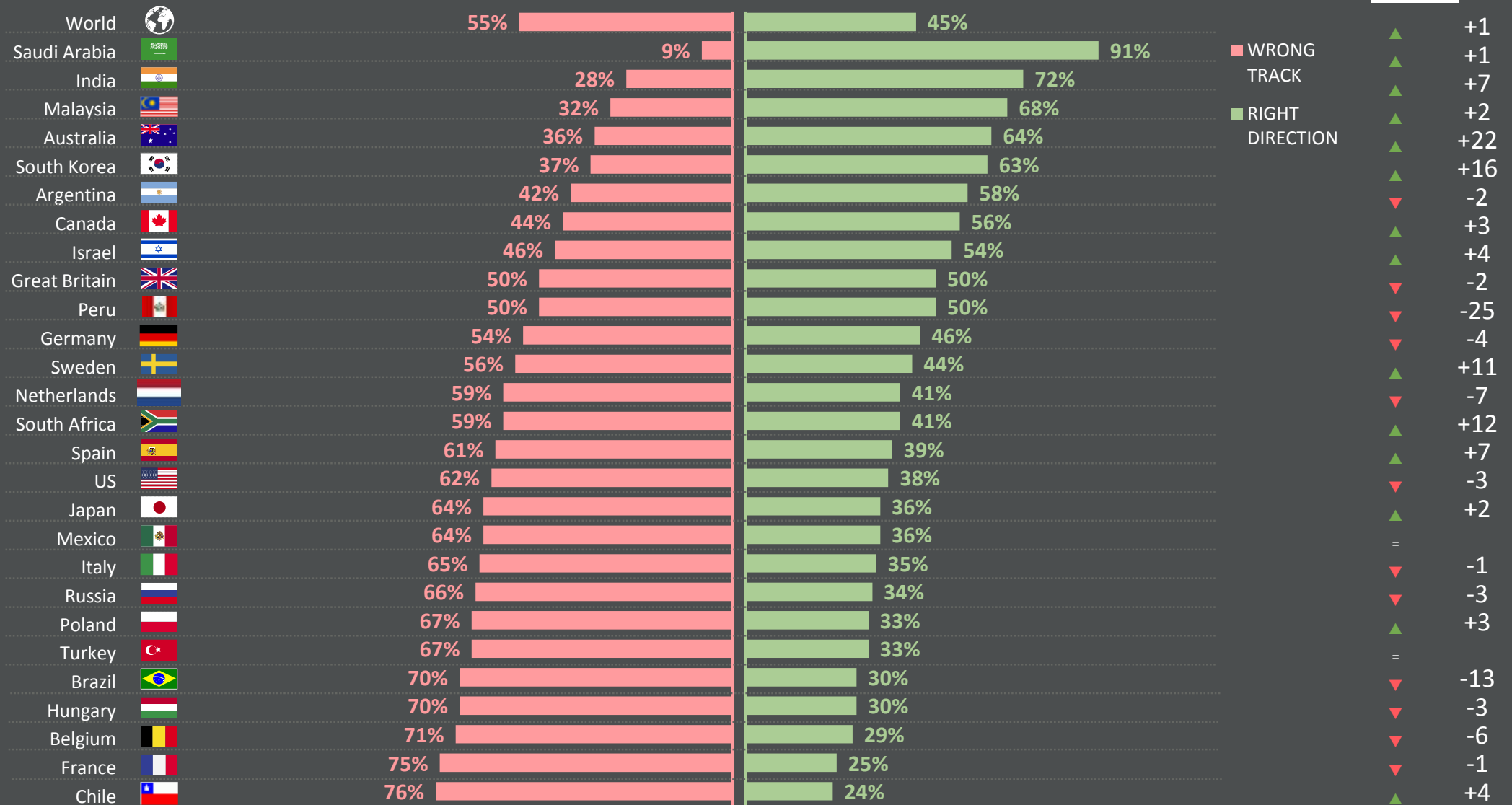
# COUNTRY COMPARISON

## RIGHT DIRECTION/WRONG TRACK

Ipsos Public Affairs

% change compared with previous month:

Apr 2020



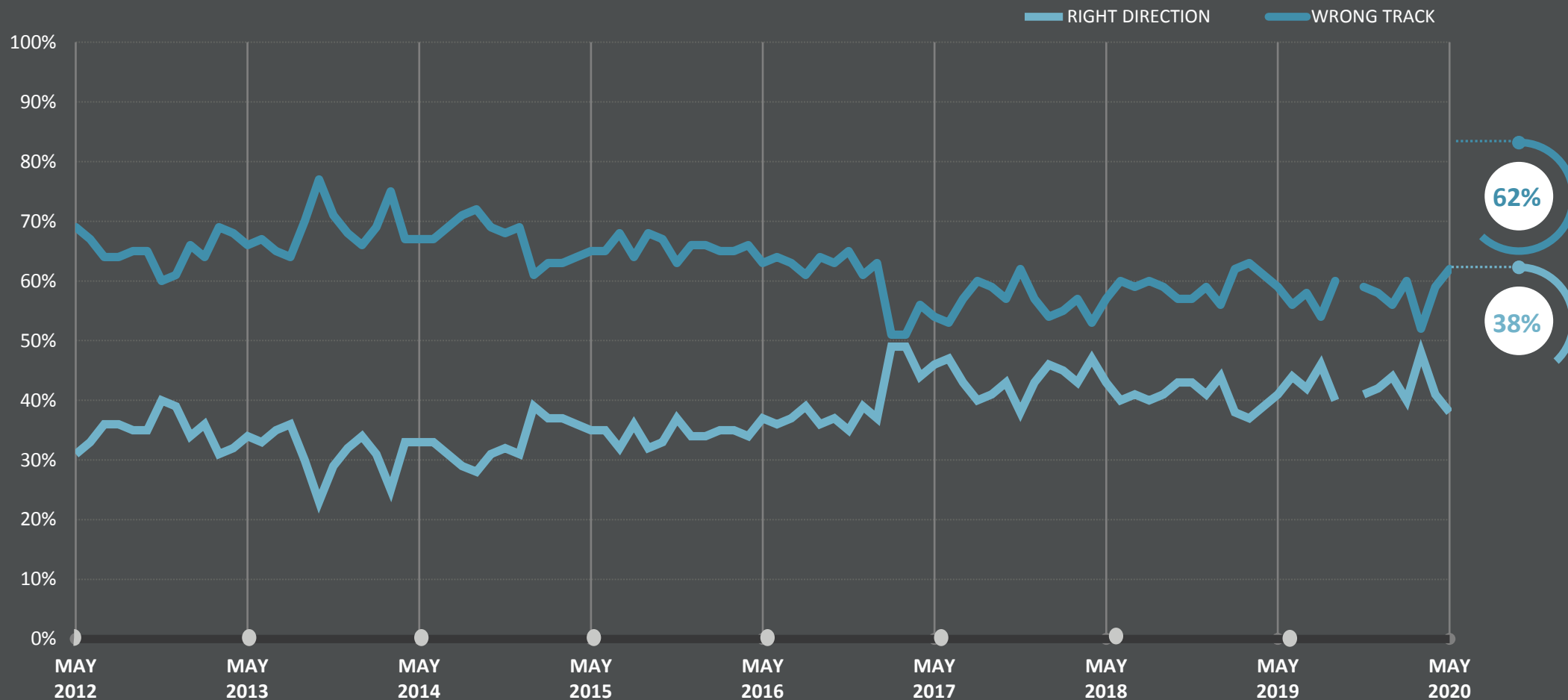
Base: Representative sample of 18,505 adults aged 18-74 in 27 participating countries, April 24th 2020 - May 8th 2019.

Source: Global Advisor

World Worries | May 2020 | Version 1 | Public | © Ipsos 2019

## US: RIGHT DIRECTION/ WRONG TRACK

Generally speaking, would you say things in this country are heading in the right direction, or are they off on the wrong track?

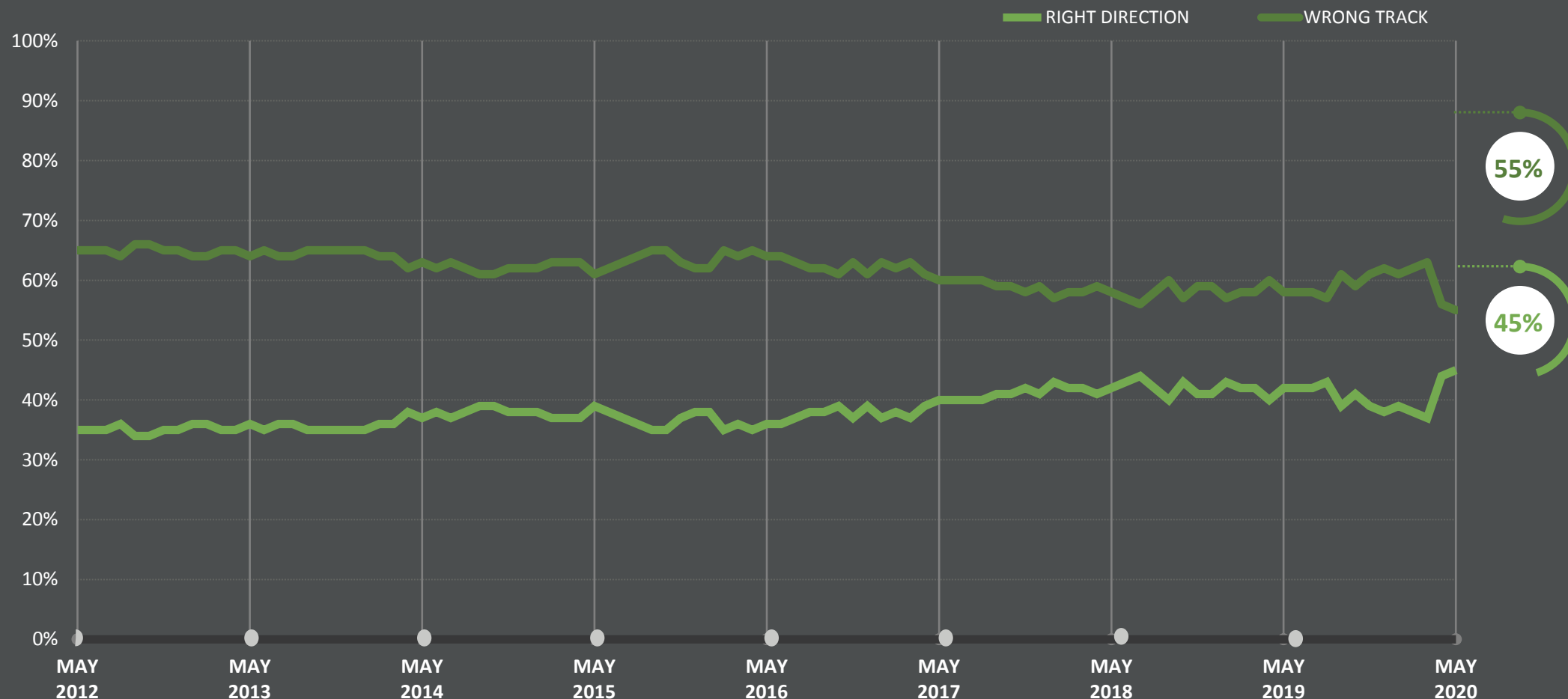


Base: Representative sample of American adults aged 18-74. c.1000 per month

Source: Global Advisor

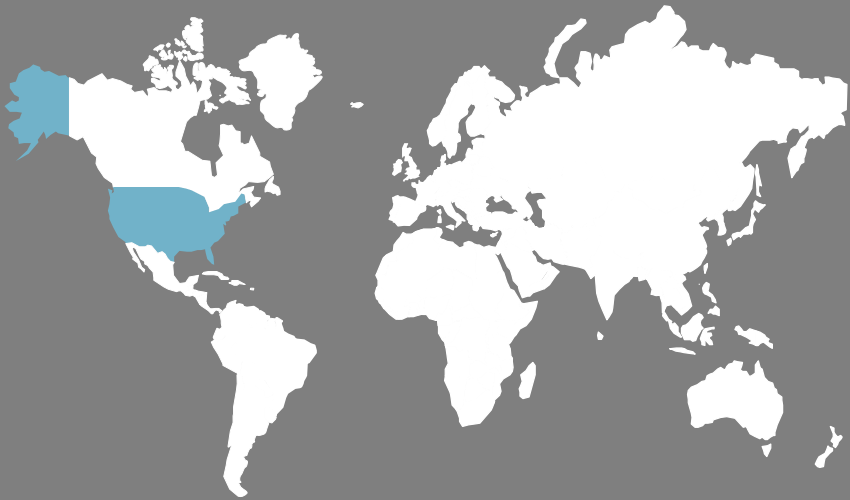
## WORLD: RIGHT DIRECTION/ WRONG TRACK

Generally speaking, would you say things in this country are heading in the right direction, or are they off on the wrong track?



Base: Representative sample of American adults aged 18-74. c.18505 per month

Source: Global Advisor



# US'S

# WORRIES

- US's top worries
- World's top worries
- Trends over time for worries: US & world



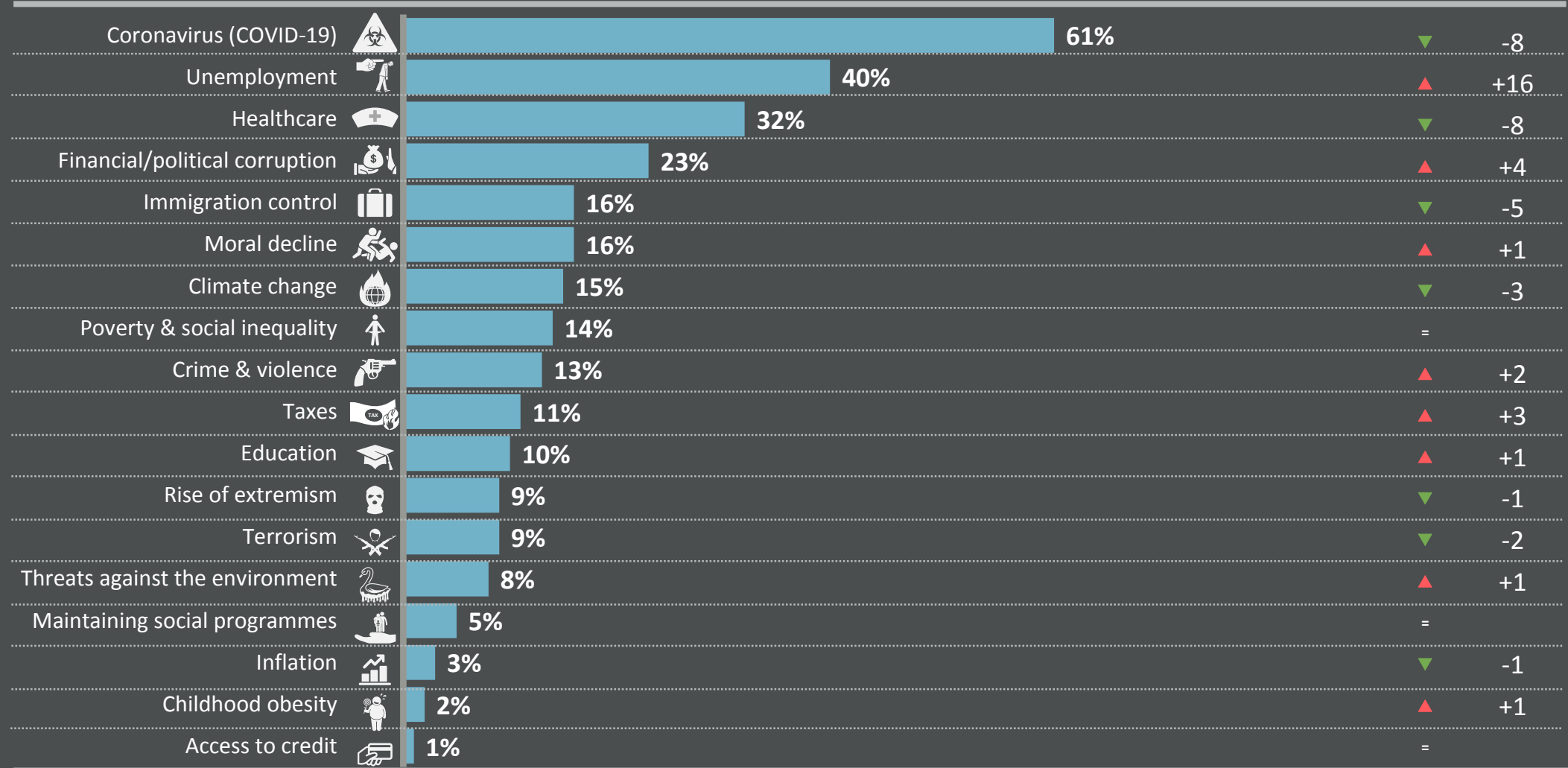
# US'S WORRIES

Which three of the following topics do you find the most worrying in your country?

% change compared with previous month:

Mentioned in May 2020 (%)

Apr 2020



Base: Representative sample of American adults aged 18-74. May 2020: 1,002; April 2020: 1,000.

Source: Global Advisor

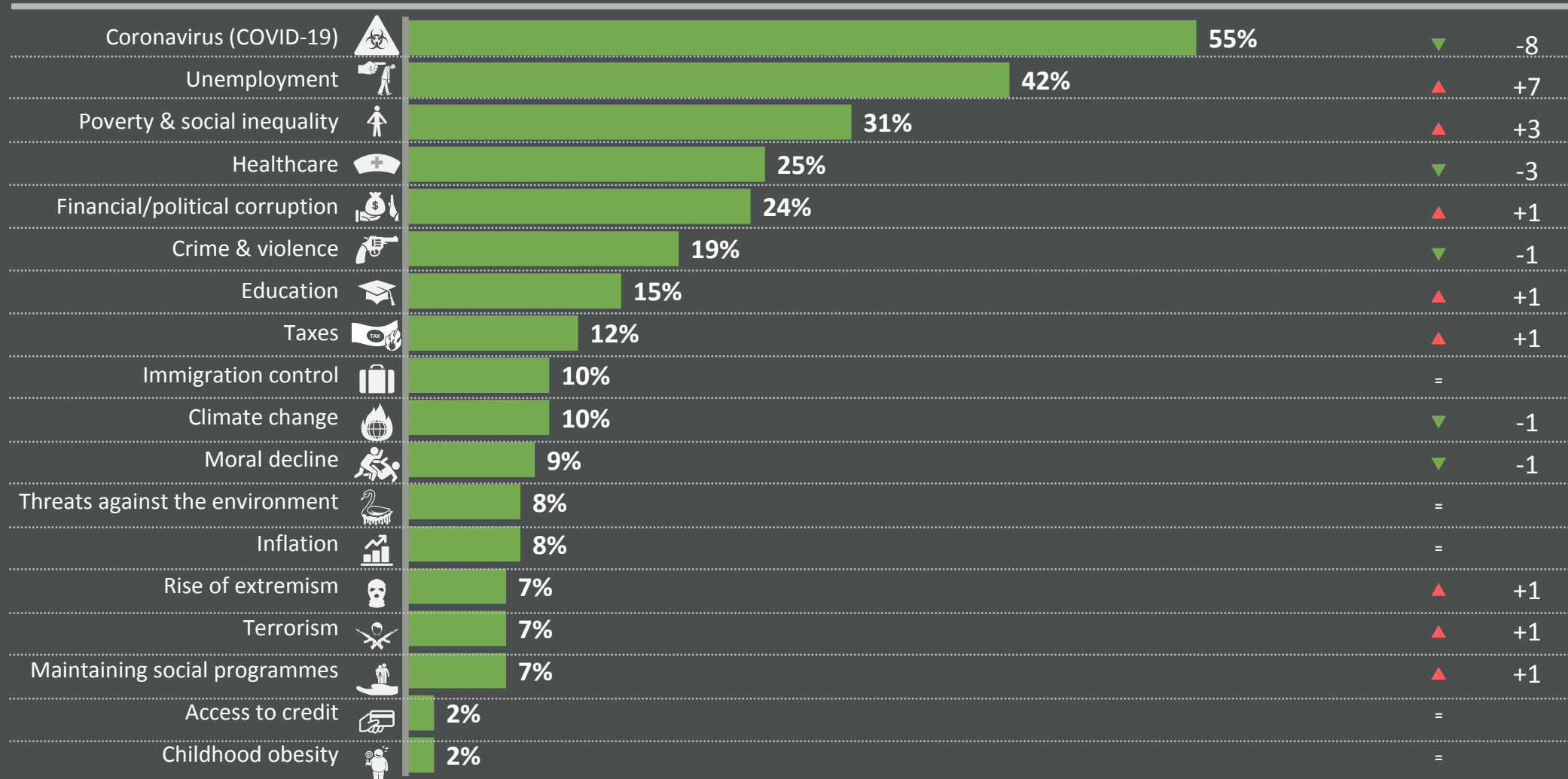
# WORLD WORRIES

Which three of the following topics do you find the most worrying in your country?

% change compared with previous month:

Mentioned in May 2020 (%)

Apr 2020

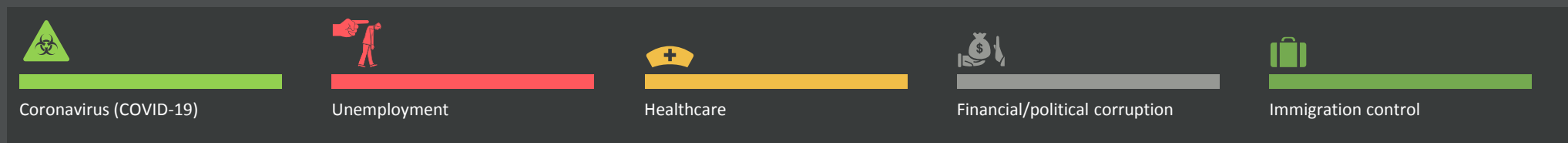
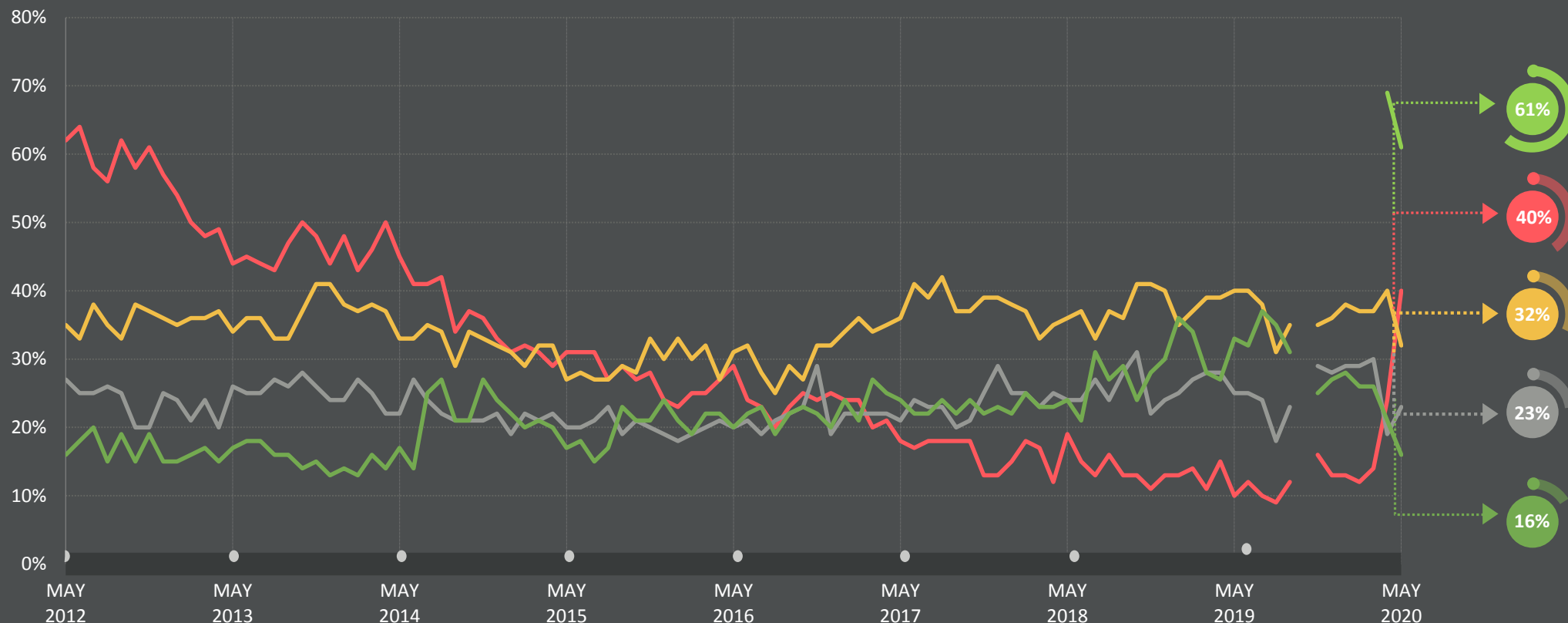


Base: Representative sample of adults aged 18-74. May 2020: 18,505; April 2020: 18,505.

Source: Global Advisor

# US'S CURRENT TOP 5 WORRIES: LONG-TERM TRENDS

Which three of the following topics do you find the most worrying in your country?

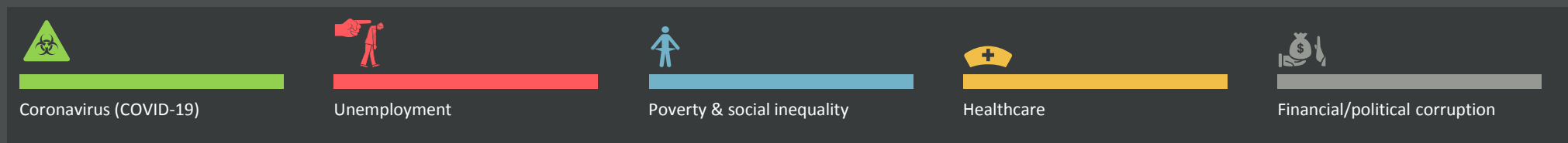
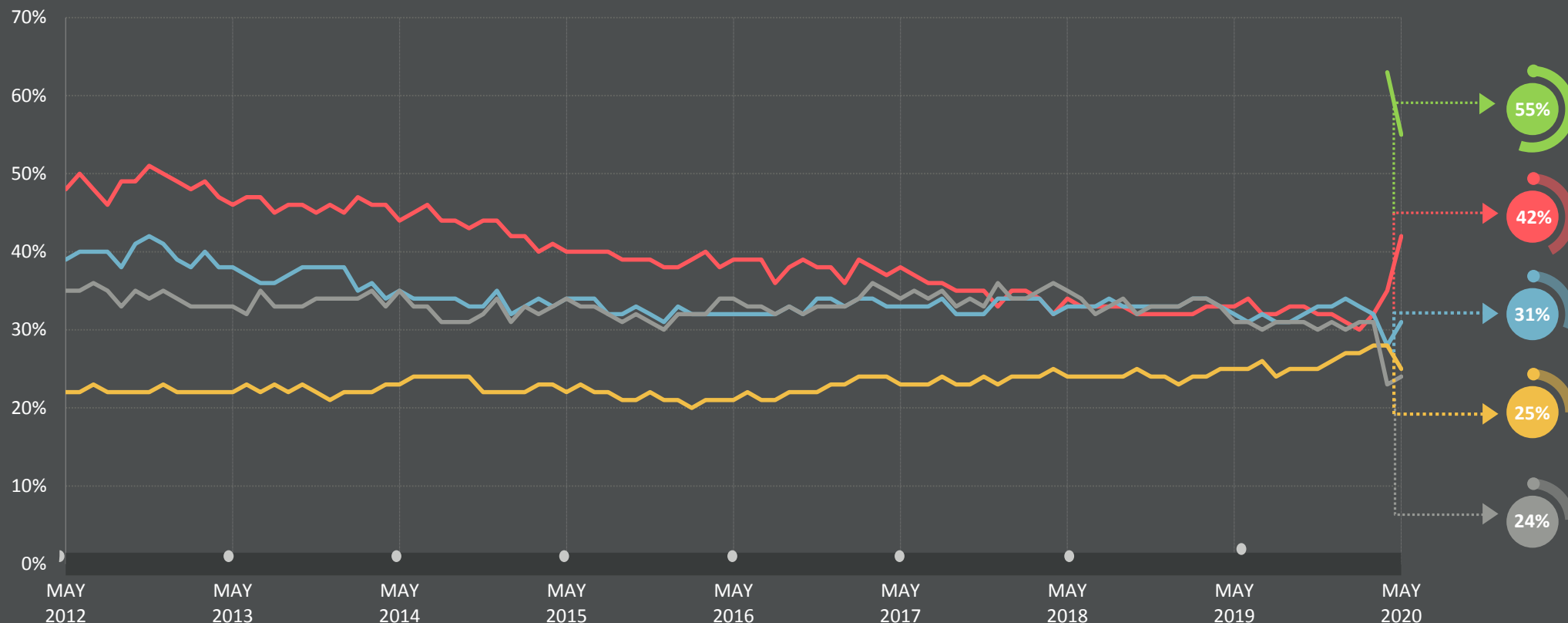


Base: Representative sample of American adults aged 18-74. c.1000 per month

Source: Global Advisor

# THE WORLD'S CURRENT TOP 5 WORRIES: LONG-TERM TRENDS

Which three of the following topics do you find the most worrying in your country?



Base: Representative sample of adults aged 16-64, c.18,000-20,000 per month.

Source: Global Advisor

# WORLD WORRIES

## COUNTRY COMPARISON



- Top concern by country
- Top 3 concerns by country
- Country comparison of US's top 5 concerns

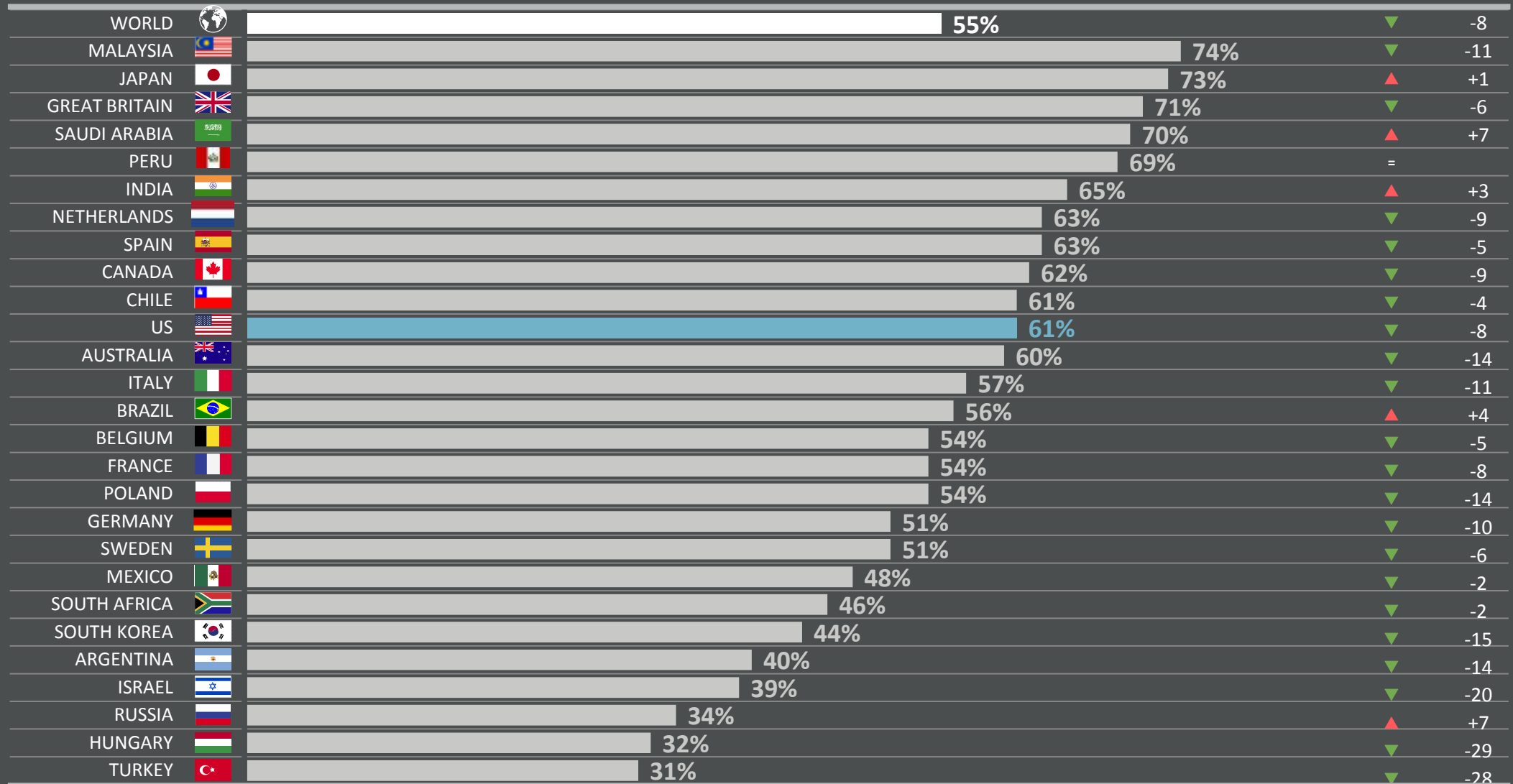
## 1 | CORONAVIRUS (COVID-19)

Which three of the following topics do you find the most worrying in your country?

% change compared  
with previous month:

(% ) worried in May 2020 in each country

Apr 2020



Base: Representative sample of adults aged 18-74 in 27 participating countries. May 2020: 18,505; April 2020: 18,505.

Source: Global Advisor

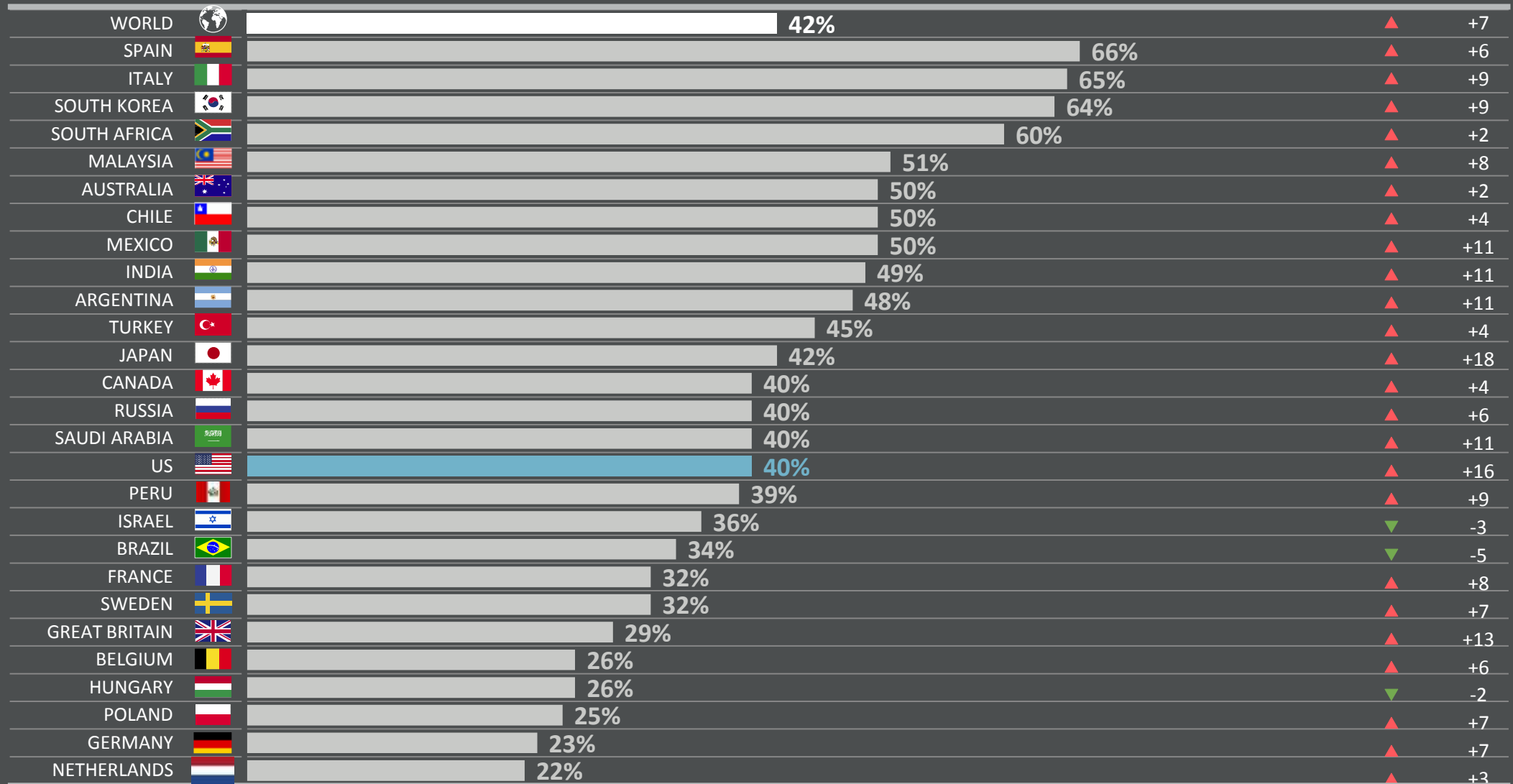
## 2 | UNEMPLOYMENT AND JOBS

Which three of the following topics do you find the most worrying in your country?

% change compared  
with previous month:

(% ) worried in May 2020 in each country

Apr 2020



Base: Representative sample of adults aged 18-74 in 27 participating countries. May 2020: 18,505; April 2020: 18,505.

Source: Global Advisor

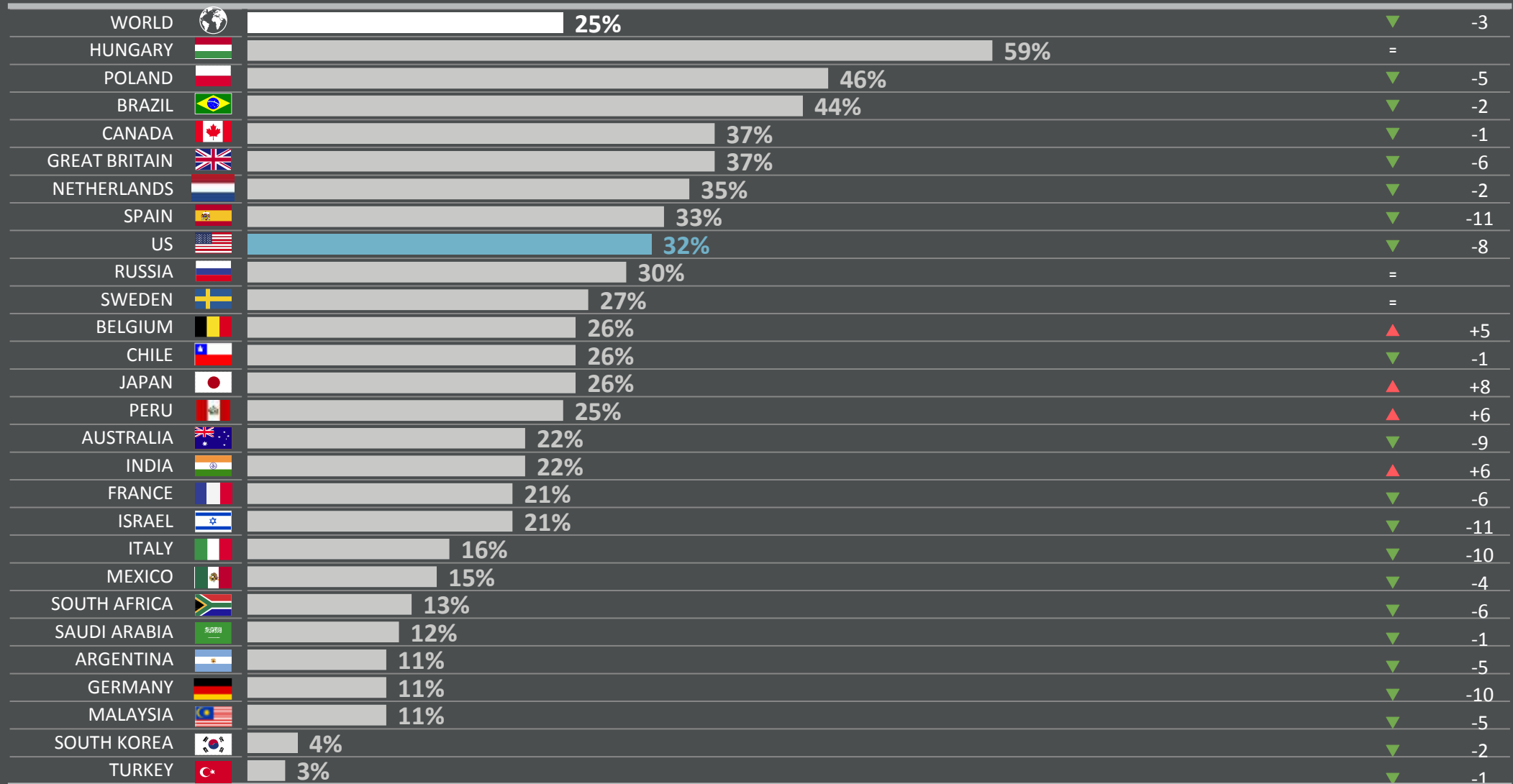
## 3 | HEALTHCARE

Which three of the following topics do you find the most worrying in your country?

% change compared  
with previous month:

(% ) worried in May 2020 in each country

Apr 2020



Base: Representative sample of adults aged 18-74 in 27 participating countries. May 2020: 18,505; April 2020: 18,505.

Source: Global Advisor



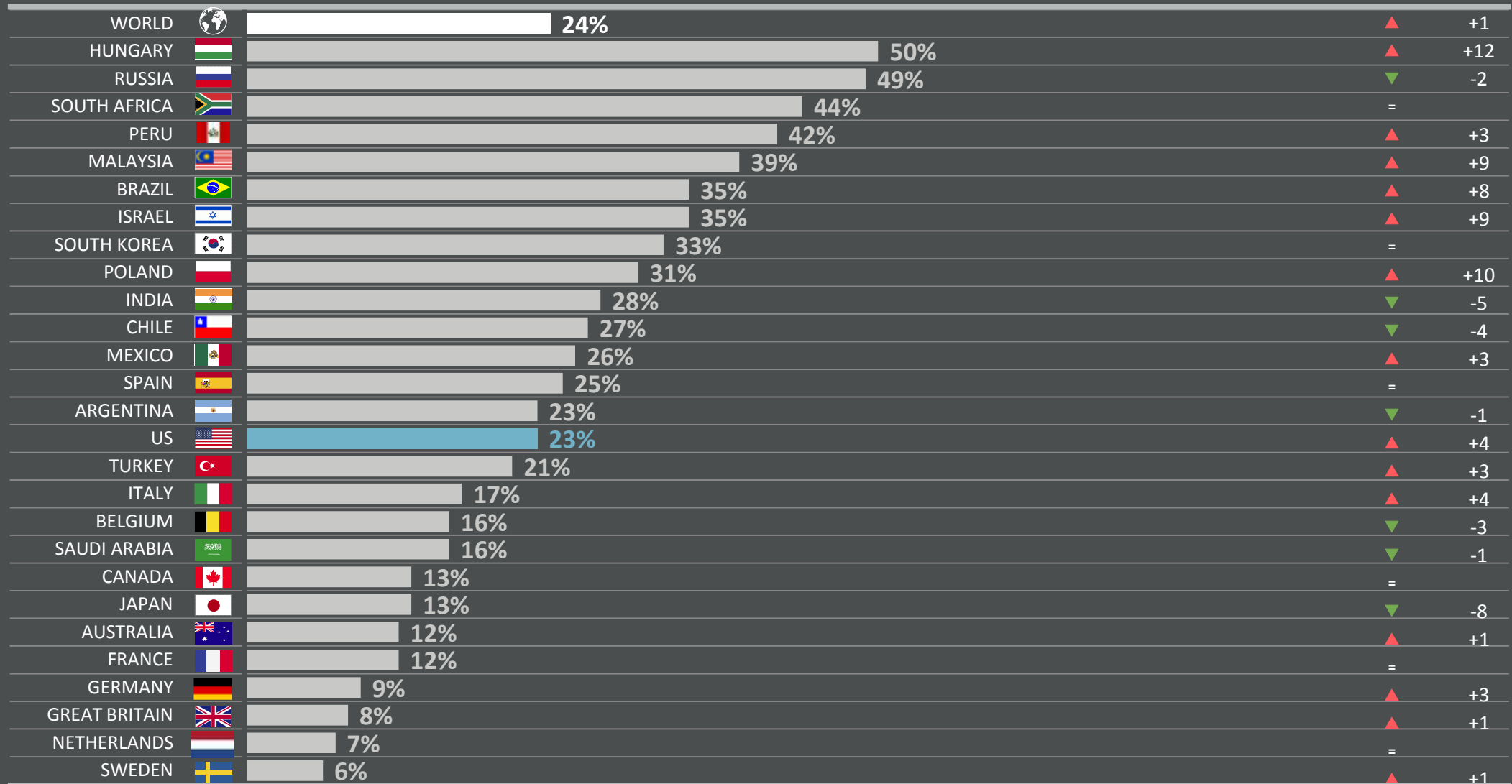
## 4 | FINANCIAL/POLITICAL CORRUPTION

Which three of the following topics do you find the most worrying in your country?

% change compared  
with previous month:

(% ) worried in May 2020 in each country

Apr 2020



Base: Representative sample of adults aged 18-74 in 27 participating countries. May 2020: 18,505; April 2020: 18,505.

Source: Global Advisor





























## 5 | IMMIGRATION CONTROL

Which three of the following topics do you find the most worrying in your country?

% change compared with previous month:

(% ) worried in May 2020 in each country

Apr 2020

WORLD		10%	=	
GERMANY		28%	=	
SWEDEN		25%	▲	+2
BELGIUM		18%	▼	-5
MALAYSIA		17%	▲	+12
GREAT BRITAIN		16%	▲	+2
US		16%	▼	-5
AUSTRALIA		15%	▲	+2
FRANCE		15%	=	
NETHERLANDS		15%	▲	+1
CANADA		13%	▼	-2
ITALY		13%	▼	-1
TURKEY		12%	▼	-1
ISRAEL		8%	▲	+3
CHILE		7%	▲	+3
SOUTH AFRICA		7%	=	
HUNGARY		5%	▼	-4
INDIA		5%	=	
PERU		5%	▼	-7
SAUDI ARABIA		5%	▲	+1
SPAIN		5%	▼	-2
JAPAN		4%	▼	-1
RUSSIA		3%	=	
ARGENTINA		2%	▼	-1
BRAZIL		1%	▼	-1
MEXICO		1%	=	
POLAND		1%	▼	-3
SOUTH KOREA		*	▼	-2

Base: Representative sample of adults aged 18-74 in 27 participating countries. May 2020: 18,505; April 2020: 18,505.

Source: Global Advisor

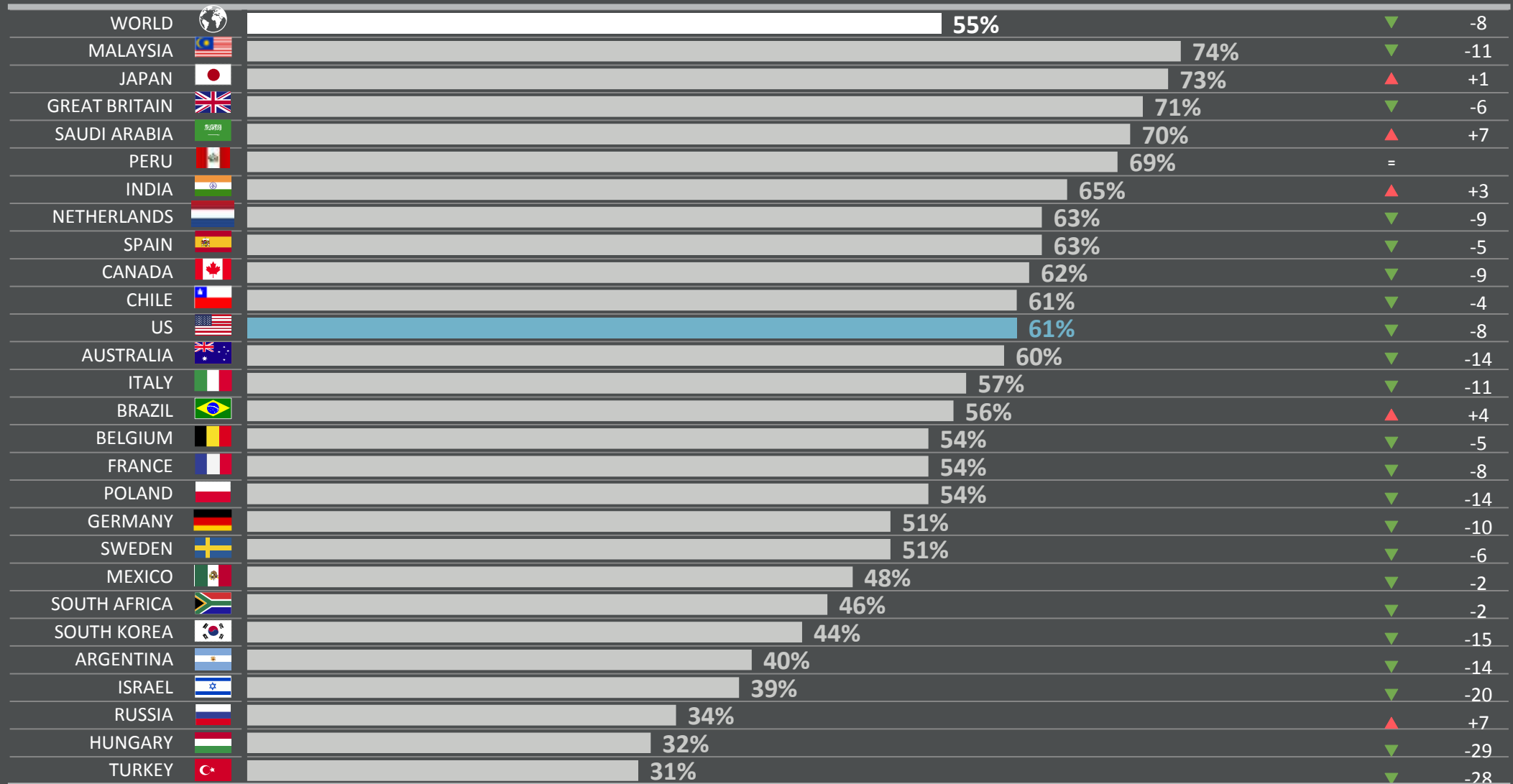
## 1 | CORONAVIRUS (COVID-19)

Which three of the following topics do you find the most worrying in your country?

% change compared  
with previous month:

(% ) worried in May 2020 in each country

Apr 2020



Base: Representative sample of adults aged 18-74 in 27 participating countries. May 2020: 18,505; April 2020: 18,505.

Source: Global Advisor

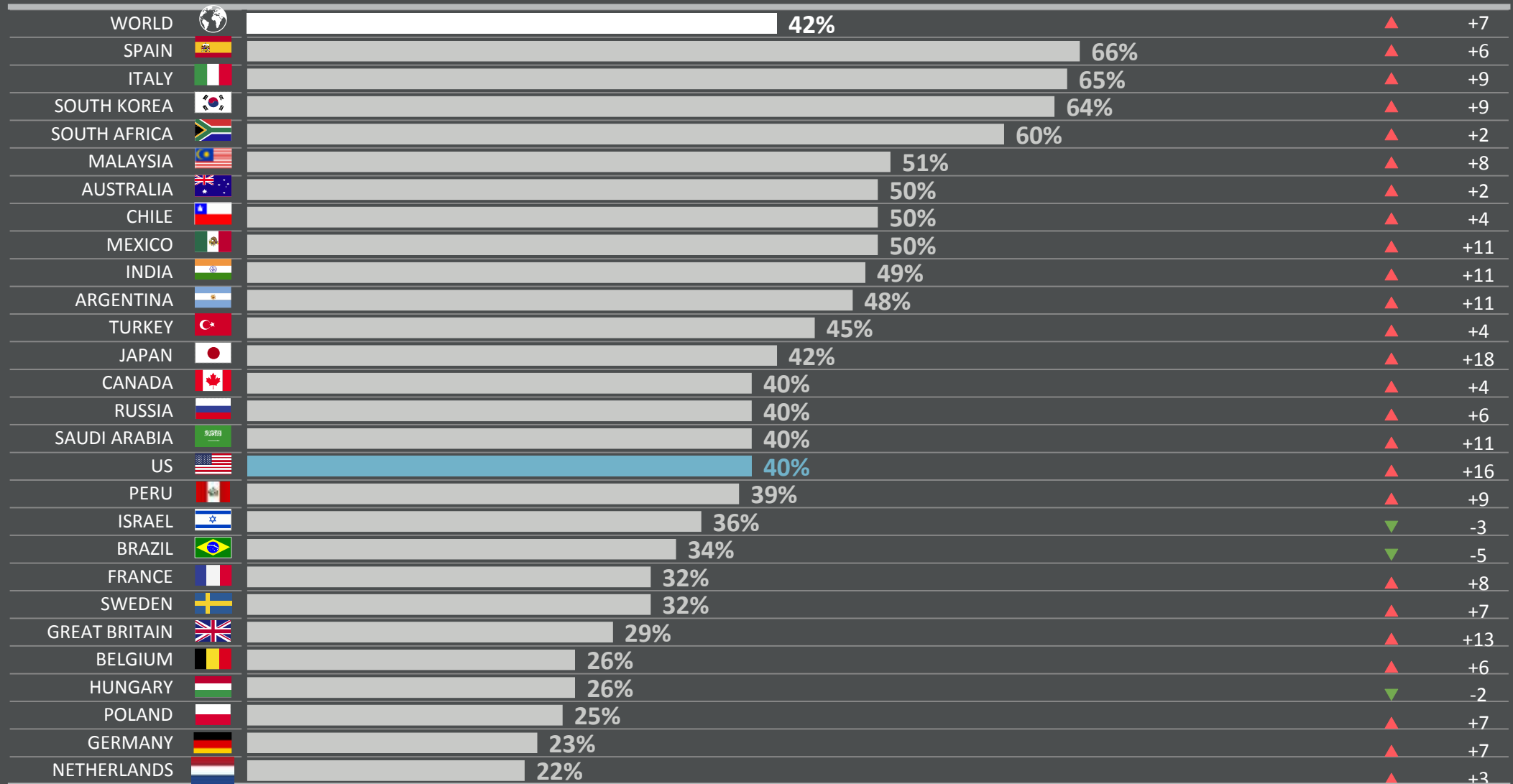
## 2 | UNEMPLOYMENT AND JOBS

Which three of the following topics do you find the most worrying in your country?

% change compared  
with previous month:

(% ) worried in May 2020 in each country

Apr 2020



Base: Representative sample of adults aged 18-74 in 27 participating countries. May 2020: 18,505; April 2020: 18,505.

Source: Global Advisor





























## 3 | POVERTY &amp; SOCIAL INEQUALITY

Which three of the following topics do you find the most worrying in your country?

% change compared  
with previous month:

(% ) worried in May 2020 in each country

Apr 2020

WORLD		31%	▲	+3
RUSSIA		61%	=	
CHILE		50%	▲	+4
HUNGARY		41%	▲	+7
TURKEY		41%	▲	+5
GERMANY		38%	▲	+5
SOUTH AFRICA		37%	▲	+8
MEXICO		36%	▲	+1
ARGENTINA		35%	▼	-1
BELGIUM		34%	▲	+5
FRANCE		33%	▲	+1
SOUTH KOREA		33%	▲	+5
BRAZIL		32%	=	
ITALY		32%	▲	+8
INDIA		31%	▲	+8
ISRAEL		31%	▲	+11
PERU		30%	▲	+1
JAPAN		27%	=	
MALAYSIA		26%	▲	+7
NETHERLANDS		26%	▲	+1
SPAIN		26%	▲	+5
GREAT BRITAIN		23%	▼	-1
CANADA		22%	▲	+3
POLAND		22%	▲	+4
AUSTRALIA		19%	▲	+2
SWEDEN		16%	▼	-4
SAUDI ARABIA		14%	=	
US		14%	=	

Base: Representative sample of adults aged 18-74 in 27 participating countries. May 2020: 18,505; April 2020: 18,505.

Source: Global Advisor

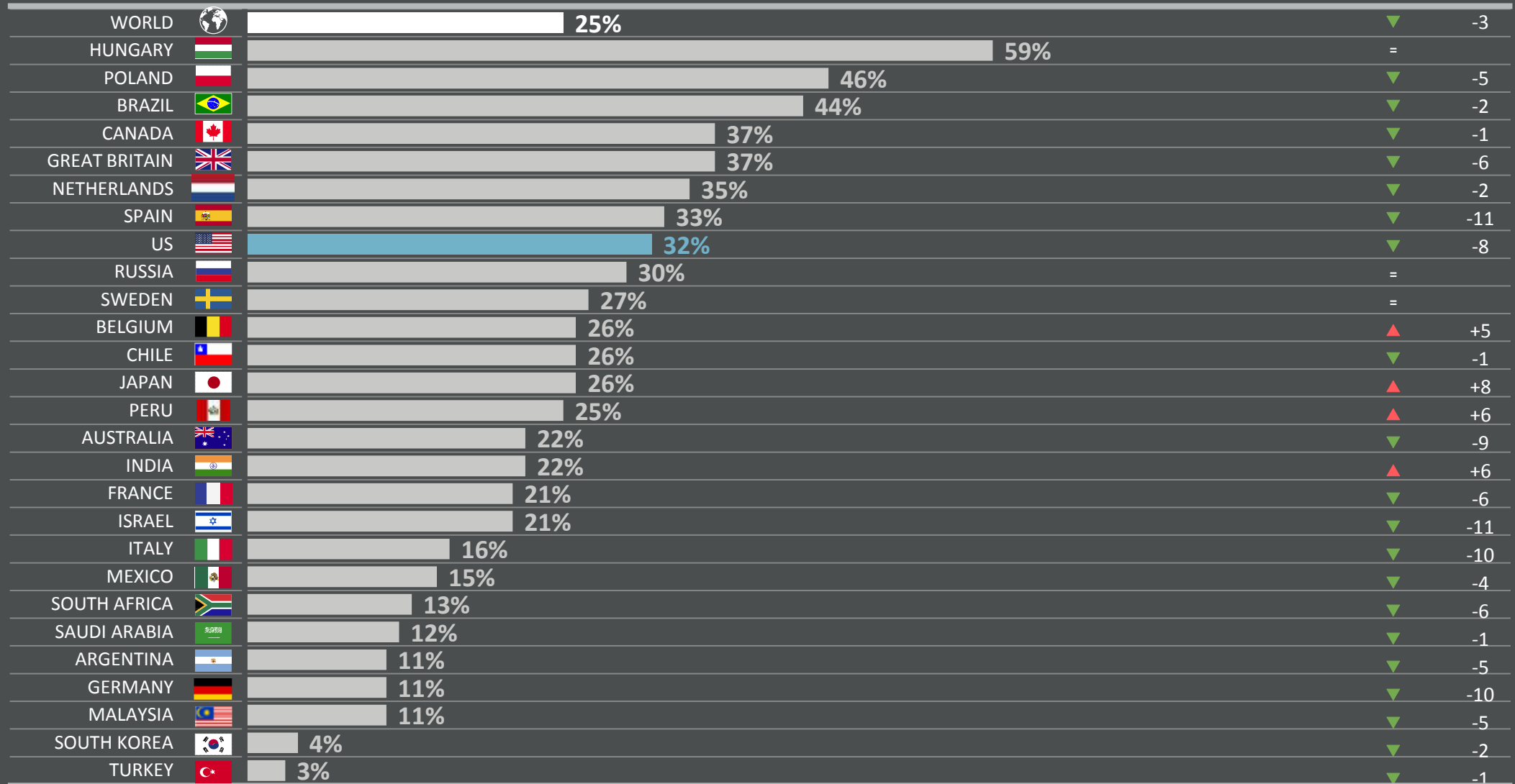
## 4 | HEALTHCARE

## Which three of the following topics do you find the most worrying in your country?

% change compared  
with previous month:

(% ) worried in May 2020 in each country

Apr 2020



Base: Representative sample of adults aged 18-74 in 27 participating countries. May 2020: 18,505; April 2020: 18,505.

Source: Global Advisor

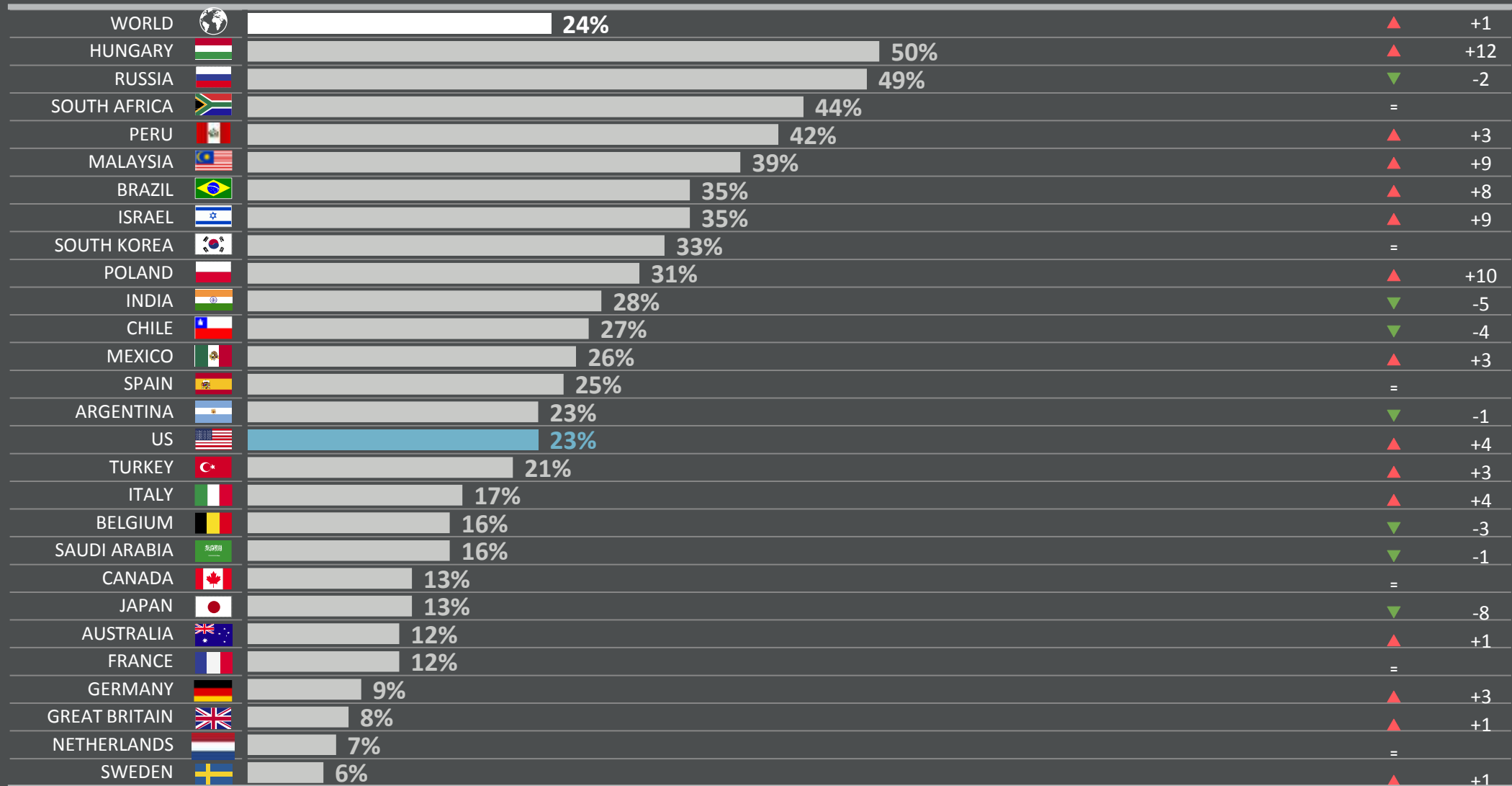
## 5 | FINANCIAL/POLITICAL CORRUPTION

Which three of the following topics do you find the most worrying in your country?

% change compared with previous month:

(% ) worried in May 2020 in each country

Apr 2020



Base: Representative sample of adults aged 18-74 in 27 participating countries. May 2020: 18,505; April 2020: 18,505.

Source: Global Advisor

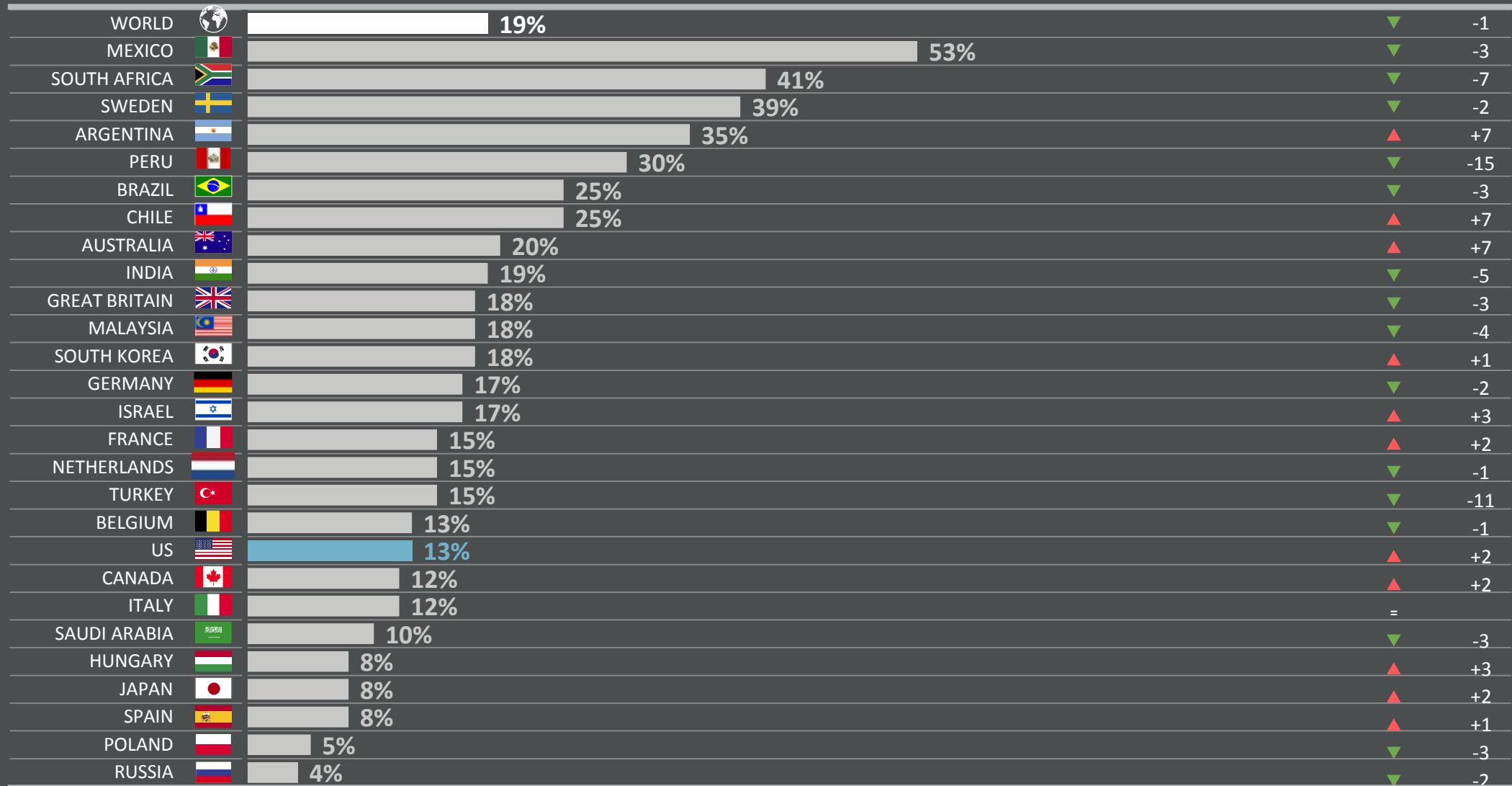
## 6 | CRIME &amp; VIOLENCE

Which three of the following topics do you find the most worrying in your country?

% change compared  
with previous month:

(% ) worried in May 2020 in each country

Apr 2020



Base: Representative sample of adults aged 18-74 in 27 participating countries. May 2020: 18,505; April 2020: 18,505.

Source: Global Advisor































## 7 | EDUCATION

Which three of the following topics do you find the most worrying in your country?

% change compared  
with previous month:

(% ) worried in May 2020 in each country

Apr 2020

WORLD		15%	▲	+1
PERU		30%	▲	+5
ISRAEL		26%	▲	+3
ARGENTINA		24%	▲	+1
TURKEY		24%	▲	+3
MEXICO		22%	▼	-1
BRAZIL		21%	▼	-1
CHILE		21%	▼	-3
HUNGARY		20%	▲	+1
SOUTH AFRICA		20%	▲	+8
INDIA		16%	▲	+2
NETHERLANDS		16%	▲	+1
SAUDI ARABIA		15%	▼	-2
SPAIN		15%	▲	+2
RUSSIA		14%	=	
JAPAN		13%	▲	+4
FRANCE		12%	▲	+3
AUSTRALIA		11%	▲	+3
CANADA		10%	▼	-2
MALAYSIA		10%	▲	+1
US		10%	▲	+1
BELGIUM		9%	▼	-5
GREAT BRITAIN		9%	▲	+2
SOUTH KOREA		9%	▲	+3
GERMANY		8%	▼	-3
ITALY		8%	▲	+2
POLAND		8%	▲	+1
SWEDEN		3%	▼	-1

Base: Representative sample of adults aged 18-74 in 27 participating countries. May 2020: 18,505; April 2020: 18,505.

Source: Global Advisor





























## 8 | TAXES

## Which three of the following topics do you find the most worrying in your country?

% change compared  
with previous month:

(% ) worried in May 2020 in each country

Apr 2020

WORLD		12%	▲	+1
BELGIUM		29%	▲	+6
ITALY		29%	▲	+2
CANADA		19%	▼	-1
FRANCE		18%	▲	+2
POLAND		18%	=	
ISRAEL		17%	▲	+7
TURKEY		17%	▲	+3
JAPAN		15%	▼	-3
SOUTH KOREA		15%	▲	+1
ARGENTINA		14%	▼	-1
RUSSIA		13%	▼	-3
SAUDI ARABIA		13%	▲	+3
US		11%	▲	+3
NETHERLANDS		10%	▼	-2
BRAZIL		9%	▼	-2
GERMANY		9%	▲	+2
SPAIN		9%	▼	-1
AUSTRALIA		8%	▲	+1
SWEDEN		8%	▲	+2
MEXICO		7%	▼	-1
SOUTH AFRICA		7%	▲	+2
GREAT BRITAIN		6%	▲	+1
HUNGARY		5%	▲	+3
MALAYSIA		4%	=	
PERU		4%	▲	+1
INDIA		3%	▼	-6
CHILE		2%	▼	-1

Base: Representative sample of adults aged 18-74 in 27 participating countries. May 2020: 18,505; April 2020: 18,505.

Source: Global Advisor





























## 9 | IMMIGRATION CONTROL

Which three of the following topics do you find the most worrying in your country?

% change compared  
with previous month:

(% ) worried in May 2020 in each country

Apr 2020

WORLD		10%	=	
GERMANY		28%	=	
SWEDEN		25%	▲	+2
BELGIUM		18%	▼	-5
MALAYSIA		17%	▲	+12
GREAT BRITAIN		16%	▲	+2
US		16%	▼	-5
AUSTRALIA		15%	▲	+2
FRANCE		15%	=	
NETHERLANDS		15%	▲	+1
CANADA		13%	▼	-2
ITALY		13%	▼	-1
TURKEY		12%	▼	-1
ISRAEL		8%	▲	+3
CHILE		7%	▲	+3
SOUTH AFRICA		7%	=	
HUNGARY		5%	▼	-4
INDIA		5%	=	
PERU		5%	▼	-7
SAUDI ARABIA		5%	▲	+1
SPAIN		5%	▼	-2
JAPAN		4%	▼	-1
RUSSIA		3%	=	
ARGENTINA		2%	▼	-1
BRAZIL		1%	▼	-1
MEXICO		1%	=	
POLAND		1%	▼	-3
SOUTH KOREA		*	▼	-2

Base: Representative sample of adults aged 18-74 in 27 participating countries. May 2020: 18,505; April 2020: 18,505.

Source: Global Advisor





























## 10 | CLIMATE CHANGE

Which three of the following topics do you find the most worrying in your country?

% change compared with previous month:

(% ) worried in May 2020 in each country

Apr 2020

WORLD		10%	▼	-1
AUSTRALIA		26%	▲	+1
GERMANY		25%	▲	+4
NETHERLANDS		23%	▲	+3
POLAND		22%	▲	+8
CANADA		21%	=	
GREAT BRITAIN		18%	=	
BELGIUM		16%	▼	-1
FRANCE		16%	▼	-6
US		15%	▼	-3
SAUDI ARABIA		14%	▼	-1
SWEDEN		14%	▼	-5
JAPAN		12%	▼	-5
SPAIN		9%	▼	-2
SOUTH KOREA		8%	▲	+1
HUNGARY		7%	▲	+3
ITALY		7%	▼	-3
INDIA		6%	▼	-5
CHILE		3%	▼	-3
MALAYSIA		3%	▼	-1
MEXICO		3%	▼	-5
SOUTH AFRICA		3%	▲	+1
TURKEY		3%	▲	+2
ARGENTINA		2%	=	
BRAZIL		2%	=	
PERU		2%	▼	-1
RUSSIA		2%	▼	-1
ISRAEL		1%	▼	-1

Base: Representative sample of adults aged 18-74 in 27 participating countries. May 2020: 18,505; April 2020: 18,505.

Source: Global Advisor




























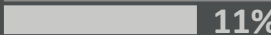
























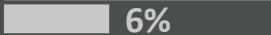



























## 11 | MORAL DECLINE

Which three of the following topics do you find the most worrying in your country?

% change compared  
with previous month:

(% ) worried in May 2020 in each country

Apr 2020

WORLD			9%		-1
US			16%		+1
GERMANY			15%		+1
SOUTH KOREA			15%	=	
ISRAEL			14%		+3
JAPAN			14%		-3
HUNGARY			13%		+5
SAUDI ARABIA			13%		+1
NETHERLANDS			13%		+2
FRANCE			11%	=	
MALAYSIA			11%		-2
POLAND			11%		-4
TURKEY			11%		+5
GREAT BRITAIN			10%		-1
RUSSIA			10%		+1
AUSTRALIA			9%		+1
ARGENTINA			7%	=	
BELGIUM			7%		-3
BRAZIL			7%		+2
ITALY			7%	=	
CANADA			6%		-2
INDIA			5%		-2
PERU			5%		-2
SOUTH AFRICA			5%		-2
SPAIN			5%		+1
SWEDEN			5%		-5
CHILE			4%		-1
MEXICO			3%		-2

Base: Representative sample of adults aged 18-74 in 27 participating countries. May 2020: 18,505; April 2020: 18,505.

Source: Global Advisor





























## 12 | THREATS AGAINST THE ENVIRONMENT

Which three of the following topics do you find the most worrying in your country?

% change compared  
with previous month:

(% ) worried in May 2020 in each country

Apr 2020

WORLD		8%	=	
FRANCE		17%	▼	-1
NETHERLANDS		15%	▲	+3
GERMANY		14%	▼	-1
POLAND		14%	=	
SWEDEN		14%	=	
AUSTRALIA		13%	▲	+1
CANADA		12%	▲	+3
BELGIUM		10%	▲	+2
GREAT BRITAIN		10%	=	
INDIA		10%	▼	-2
SOUTH KOREA		8%	▼	-1
US		8%	▲	+1
BRAZIL		7%	▲	+1
ITALY		7%	▲	+1
JAPAN		7%	▼	-2
RUSSIA		7%	▼	-2
CHILE		6%	▲	+1
MEXICO		6%	▼	-1
PERU		6%	▲	+1
HUNGARY		5%	▲	+2
ISRAEL		4%	▲	+1
MALAYSIA		4%	▼	-3
SAUDI ARABIA		4%	▼	-4
SPAIN		4%	▼	-1
TURKEY		4%	▲	+2
ARGENTINA		3%	▲	+1
SOUTH AFRICA		2%	▼	-1

Base: Representative sample of adults aged 18-74 in 27 participating countries. May 2020: 18,505; April 2020: 18,505.

Source: Global Advisor





























## 13 | INFLATION

Which three of the following topics do you find the most worrying in your country?

% change compared  
with previous month:

(% ) worried in May 2020 in each country

Apr 2020

WORLD		8%	=	
ARGENTINA		44%	▲	+6
TURKEY		22%	▲	+4
POLAND		15%	=	
RUSSIA		15%	=	
MALAYSIA		14%	▲	+1
MEXICO		12%	=	
HUNGARY		10%	▲	+5
CANADA		9%	▲	+2
CHILE		8%	▲	+2
INDIA		8%	▼	-1
AUSTRALIA		7%	=	
SOUTH KOREA		7%	▼	-2
GERMANY		6%	=	
BRAZIL		5%	▼	-2
FRANCE		5%	▲	+1
JAPAN		5%	=	
PERU		5%	▲	+1
SAUDI ARABIA		5%	▼	-1
SOUTH AFRICA		5%	▲	+1
BELGIUM		4%	=	
GREAT BRITAIN		4%	▲	+2
ITALY		4%	=	
NETHERLANDS		3%	▲	+1
US		3%	▼	-1
ISRAEL		2%	=	
SPAIN		2%	=	
SWEDEN		2%	▼	-1

Base: Representative sample of adults aged 18-74 in 27 participating countries. May 2020: 18,505; April 2020: 18,505.

Source: Global Advisor



# WORLD WORRIES

## COUNTRY COMPARISON

Country comparison of all 17 concerns































## 14 | RISE OF EXTREMISM

Which three of the following topics do you find the most worrying in your country?

% change compared  
with previous month:

(% ) worried in May 2020 in each country

Apr 2020

WORLD		7%	▲	+1
GERMANY		17%	▲	+4
SWEDEN		14%	▼	-1
BELGIUM		12%	▼	-2
NETHERLANDS		10%	▼	-1
SOUTH KOREA		10%	▲	+1
FRANCE		9%	=	
GREAT BRITAIN		9%	▲	+1
MALAYSIA		9%	▼	-2
US		9%	▼	-1
SPAIN		8%	▲	+1
TURKEY		8%	▲	+3
BRAZIL		7%	▲	+2
ISRAEL		7%	▼	-1
AUSTRALIA		6%	▲	+1
CANADA		6%	▲	+2
POLAND		6%	=	
INDIA		5%	▼	-5
ITALY		5%	▲	+2
HUNGARY		4%	▲	+1
CHILE		3%	▼	-1
SAUDI ARABIA		3%	=	
ARGENTINA		2%	=	
JAPAN		2%	=	
MEXICO		1%	=	
PERU		1%	=	
RUSSIA		1%	=	
SOUTH AFRICA		1%	▼	-1

Base: Representative sample of adults aged 18-74 in 27 participating countries. May 2020: 18,505; April 2020: 18,505.

Source: Global Advisor





























## 15 | TERRORISM

Which three of the following topics do you find the most worrying in your country?

% change compared  
with previous month:

(% ) worried in May 2020 in each country

Apr 2020

WORLD		7%	▲	+1
TURKEY		27%	▲	+9
ISRAEL		26%	▼	-1
FRANCE		16%	▲	+3
SAUDI ARABIA		16%	=	
INDIA		14%	▲	+1
SWEDEN		10%	▲	+6
GERMANY		9%	=	
GREAT BRITAIN		9%	▼	-4
US		9%	▼	-2
BELGIUM		8%	▼	-2
NETHERLANDS		5%	▼	-1
AUSTRALIA		3%	▼	-2
MALAYSIA		3%	▼	-2
SPAIN		3%	▲	+1
CANADA		2%	=	
CHILE		2%	=	
ITALY		2%	=	
JAPAN		2%	=	
MEXICO		2%	▼	-1
PERU		2%	=	
ARGENTINA		1%	▲	+1
BRAZIL		1%	▼	-1
POLAND		1%	=	
RUSSIA		1%	▼	-1
SOUTH AFRICA		1%	=	
HUNGARY		*	=	
SOUTH KOREA		*	▼	-1

Base: Representative sample of adults aged 18-74 in 27 participating countries. May 2020: 18,505; April 2020: 18,505.

Source: Global Advisor




















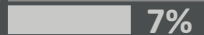




































## 16 | MAINTAINING SOCIAL PROGRAMMES

Which three of the following topics do you find the most worrying in your country?

% change compared with previous month:

(% ) worried in May 2020 in each country

Apr 2020

WORLD			7%	▲	+1
JAPAN			21%	=	
SWEDEN			20%	▲	+5
SOUTH KOREA			17%	▲	+2
GREAT BRITAIN			12%	▲	+3
POLAND			11%	▲	+1
NETHERLANDS			10%	▲	+3
SPAIN			10%	=	
AUSTRALIA			9%	▲	+2
ITALY			8%	▼	-2
ISRAEL			7%	▲	+1
MEXICO			7%	▲	+4
SAUDI ARABIA			7%	▲	+2
CANADA			6%	▲	+1
RUSSIA			6%	▼	-1
ARGENTINA			5%	▲	+1
BELGIUM			5%	=	
GERMANY			5%	▲	+1
US			5%	=	
FRANCE			4%	▲	+1
BRAZIL			3%	=	
CHILE			3%	=	
HUNGARY			3%	=	
INDIA			3%	▲	+1
MALAYSIA			3%	=	
PERU			2%	▲	+1
SOUTH AFRICA			2%	=	
TURKEY			2%	▲	+1

Base: Representative sample of adults aged 18-74 in 27 participating countries. May 2020: 18,505; April 2020: 18,505.

Source: Global Advisor

























































## 17 | ACCESS TO CREDIT

Which three of the following topics do you find the most worrying in your country?

% change compared  
with previous month:

(% ) worried in May 2020 in each country

Apr 2020

WORLD			2%	=	
BELGIUM			4%	▲	+3
ITALY			4%	=	
RUSSIA			4%	=	
ISRAEL			3%	▲	+1
SAUDI ARABIA			3%	▲	+1
AUSTRALIA			2%	▲	+1
FRANCE			2%	▲	+1
GREAT BRITAIN			2%	▲	+1
INDIA			2%	=	
MEXICO			2%	=	
PERU			2%	▲	+1
SWEDEN			2%	▲	+1
TURKEY			2%	=	
ARGENTINA			1%	▼	-1
BRAZIL			1%	=	
CANADA			1%	=	
CHILE			1%	▼	-1
GERMANY			1%	▼	-1
HUNGARY			1%	▼	-3
JAPAN			1%	▼	-1
MALAYSIA			1%	▼	-2
POLAND			1%	▼	-1
NETHERLANDS			1%	▼	-1
SOUTH AFRICA			1%	▼	-1
SOUTH KOREA			1%	=	
SPAIN			1%	=	
US			1%	=	

Base: Representative sample of adults aged 18-74 in 27 participating countries. May 2020: 18,505; April 2020: 18,505.

Source: Global Advisor





























## 18 | CHILDHOOD OBESITY

Which three of the following topics do you find the most worrying in your country?

% change compared  
with previous month:

(% ) worried in May 2020 in each country

Apr 2020

WORLD		2%	=	
SAUDI ARABIA		15%	▲	+7
NETHERLANDS		6%	▲	+2
MEXICO		5%	▲	+2
AUSTRALIA		3%	▲	+1
POLAND		3%	▼	-2
CANADA		2%	=	
GERMANY		2%	=	
GREAT BRITAIN		2%	=	
INDIA		2%	▲	+1
ISRAEL		2%	=	
ITALY		2%	▲	+1
SWEDEN		2%	=	
US		2%	▲	+1
BELGIUM		1%	▼	-1
BRAZIL		1%	=	
CHILE		1%	▼	-1
FRANCE		1%	=	
HUNGARY		1%	▼	-1
MALAYSIA		1%	▼	-1
PERU		1%	=	
RUSSIA		1%	=	
SOUTH AFRICA		1%	▲	+1
SOUTH KOREA		1%	=	
SPAIN		1%	=	
TURKEY		1%	▲	+1
ARGENTINA		*	▼	-1
JAPAN		*	=	

Base: Representative sample of adults aged 18-74 in 27 participating countries. May 2020: 18,505; April 2020: 18,505.

Source: Global Advisor



# METHODOLOGY

## METHODOLOGY

The survey is conducted monthly in 27 countries around the world via the Ipsos Online Panel. The countries included are Argentina, Australia, Belgium, Brazil, Canada, Chile, France, Great Britain, Germany, Hungary, India, Israel, Italy, Japan, Malaysia, Mexico, Netherlands, Peru, Poland, Russia, Saudi Arabia, South Africa, South Korea, Spain, Sweden, Turkey and the United States of America.

For the results of the survey presented herein, an international sample of 18,505 adults aged 18-74 in the US, South Africa, Turkey, Israel and Canada, and age 16-74 in all other countries, were interviewed between April 24th 2020 and May 8th 2020. Approximately 1000+ individuals participated on a country by country basis via the Ipsos Online Panel.

The precision of Ipsos online polls are calculated using a credibility interval with a poll of 1,000 accurate to +/- 3.1 percentage points and of 500 accurate to +/- 4.5 percentage points. For more information on the Ipsos use of credibility intervals, please visit the Ipsos website.

Weighting has been employed to balance demographics and ensure that the sample's composition reflects that of the adult population according to the most recent country census data.

A survey with an unweighted probability sample of this size would have an estimated margin of error of +/- 3.1 percentage points for a sample of 1,000 and an estimated margin of error of +/- 4.5 percentage points for a 500 sample 19 times out of 20.

In 17 of the 27 countries surveyed internet penetration is sufficiently high to think of the samples as representative of the wider population within the age ranges covered: Argentina, Australia, Belgium, Canada, France, Germany, Hungary, Israel, Italy, Japan, Netherlands, Poland, South Korea, Spain, Sweden, Great Britain and United States.

Brazil, Chile, India, Malaysia, Mexico, Russia, Peru, Saudi Arabia, South Africa and Turkey have lower levels of internet penetration and so these samples should not be considered nationally representative, and instead be considered to represent a more affluent, connected population. These are still a vital social group to understand in these countries, representing an important and emerging middle class.



# APPENDIX



## FOR MORE INFORMATION

### **Chris Jackson**

Senior Vice President, US

Public Affairs

+1 202 420-2025

[chris.jackson@ipsos.com](mailto:chris.jackson@ipsos.com)

### **Kate Silverstein**

Media Relations Specialist, US

Public Affairs

+1 718 755-8829

[kate.silverstein@ipsos.com](mailto:kate.silverstein@ipsos.com)