

WHAT WORRIES THE



June

2020

GAME CHANGERS

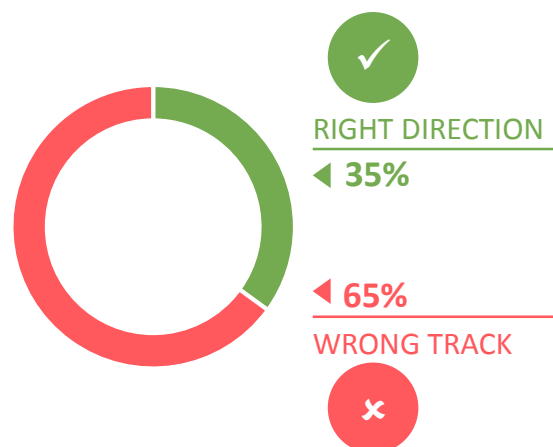
US SUMMARY: JUNE 2020

The majority (65%) of Americans think things in the country are on the wrong track.

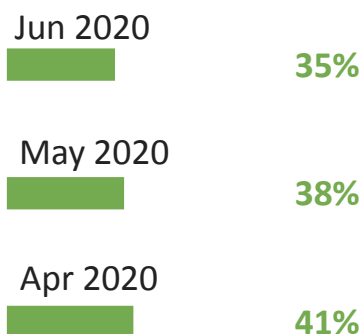
Coronavirus (COVID-19) currently occupies the top spot for concern with 52% saying this.

Generally speaking, would you say things in this country are heading in the right direction, or are they off on the wrong track?

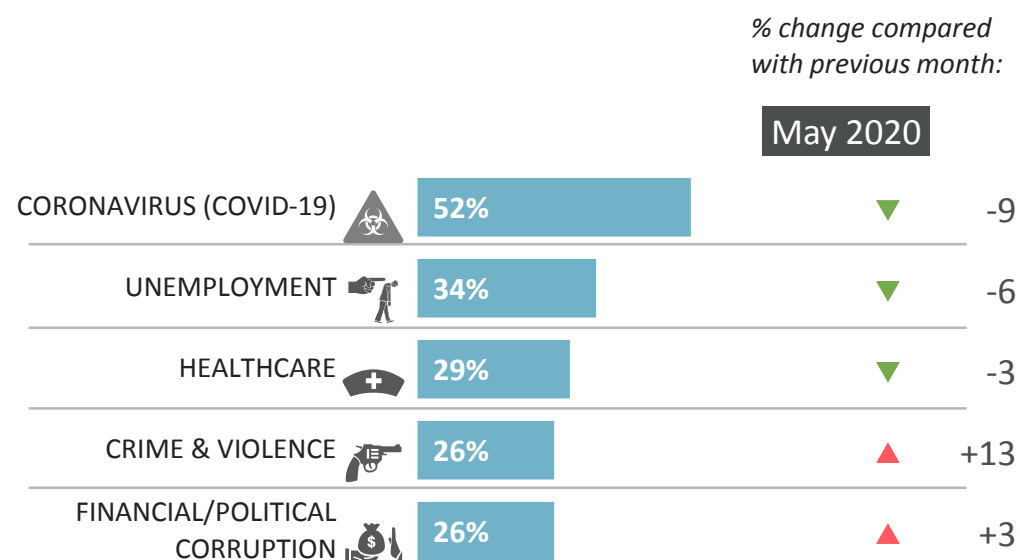
**RIGHT DIRECTION/
WRONG TRACK**
June 2020



RIGHT DIRECTION



Which three of the following topics do you find the most worrying in your country?



Base: Representative sample of American adults aged 18-74. c.1000 per month

Source: Global Advisor

WORLD SUMMARY: JUNE 2020

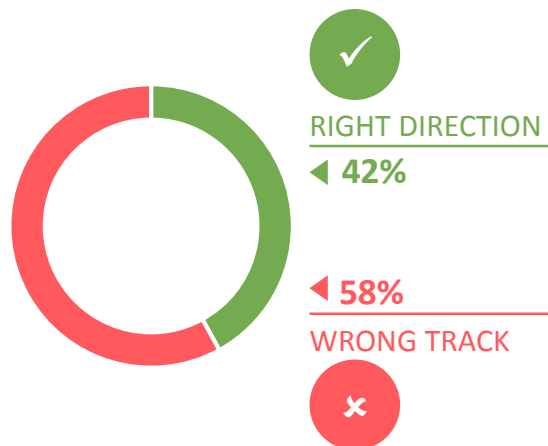
The majority (58%) of people around the world think things in their country are on the wrong track.

Coronavirus (COVID-19) currently occupies the top spot for global concern with 47% saying this.

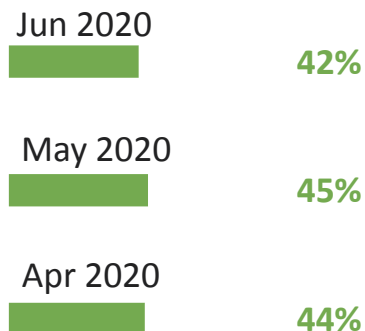
Generally speaking, would you say things in this country are heading in the right direction, or are they off on the wrong track?

RIGHT DIRECTION/ WRONG TRACK

June 2020



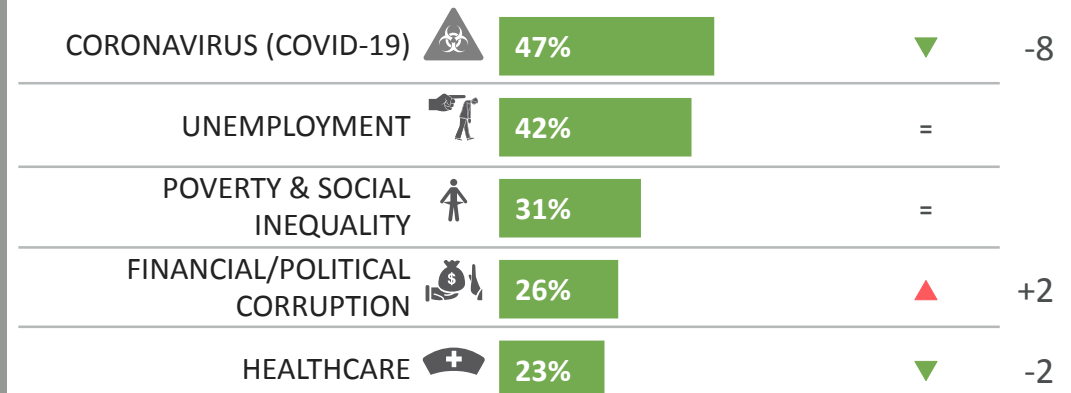
RIGHT DIRECTION



Which three of the following topics do you find the most worrying in your country?*

% change compared
with previous month:

May 2020



Base: Representative sample of American adults aged 18-74. c.18497 per month

Source: Global Advisor



RIGHT

DIRECTION

WRONG

TRACK

- Country comparisons
- Trends over time: US
- Trends over time: world

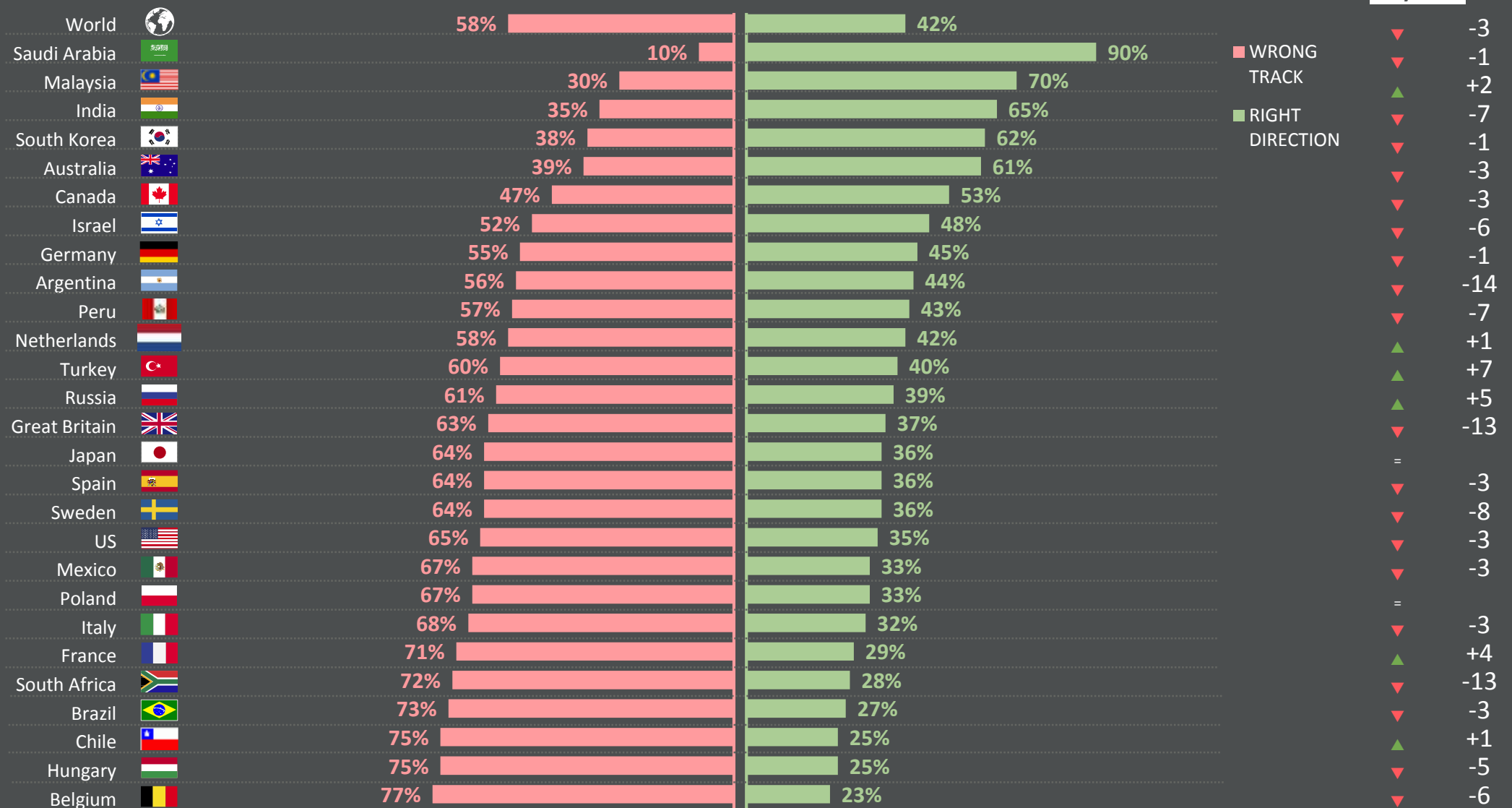
COUNTRY COMPARISON

RIGHT DIRECTION/WRONG TRACK

Ipsos Public Affairs

% change compared with previous month:

May 2020



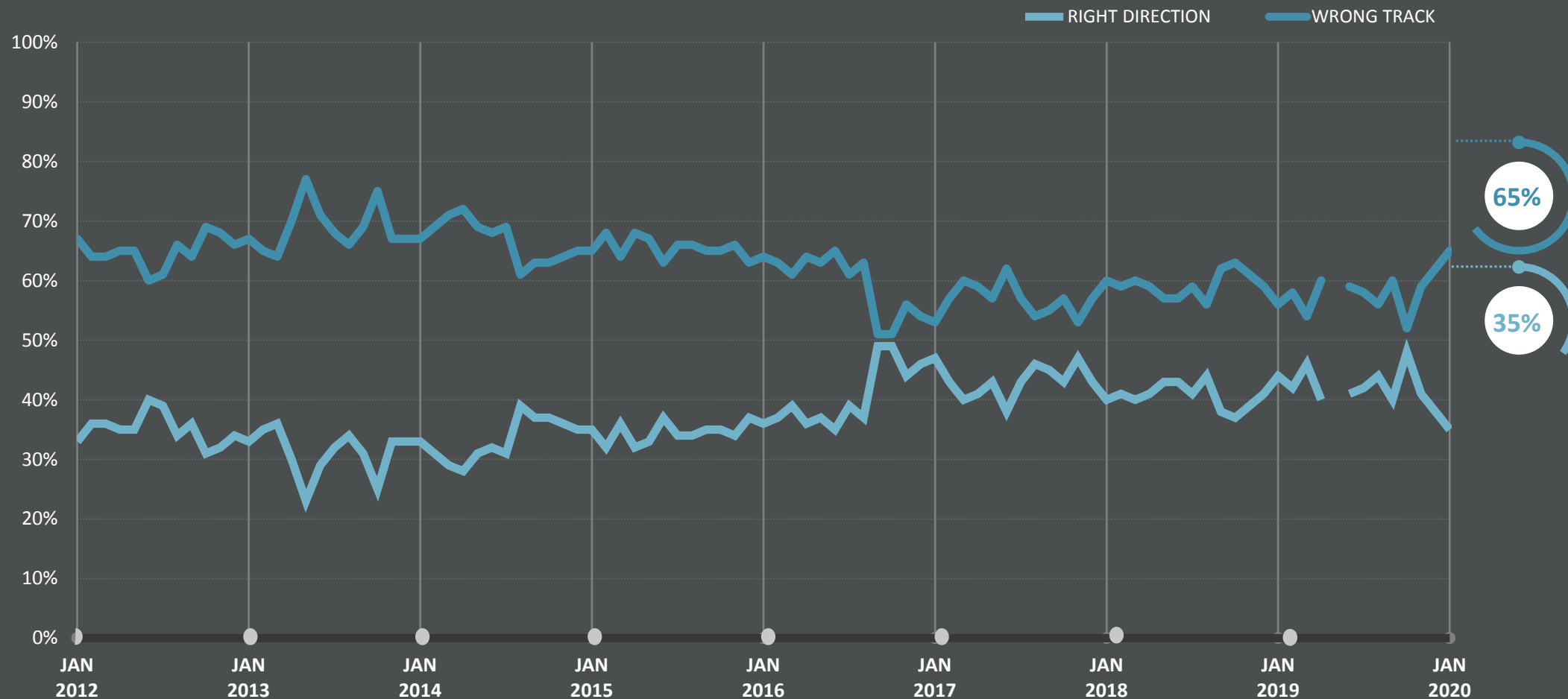
Base: Representative sample of 18,497 adults aged 18-74 in 27 participating countries, May 22nd 2020 - June 5th 2019.

Source: Global Advisor

World Worries | June 2020 | Version 1 | Public | © Ipsos 2019

US: RIGHT DIRECTION/ WRONG TRACK

Generally speaking, would you say things in this country are heading in the right direction, or are they off on the wrong track?

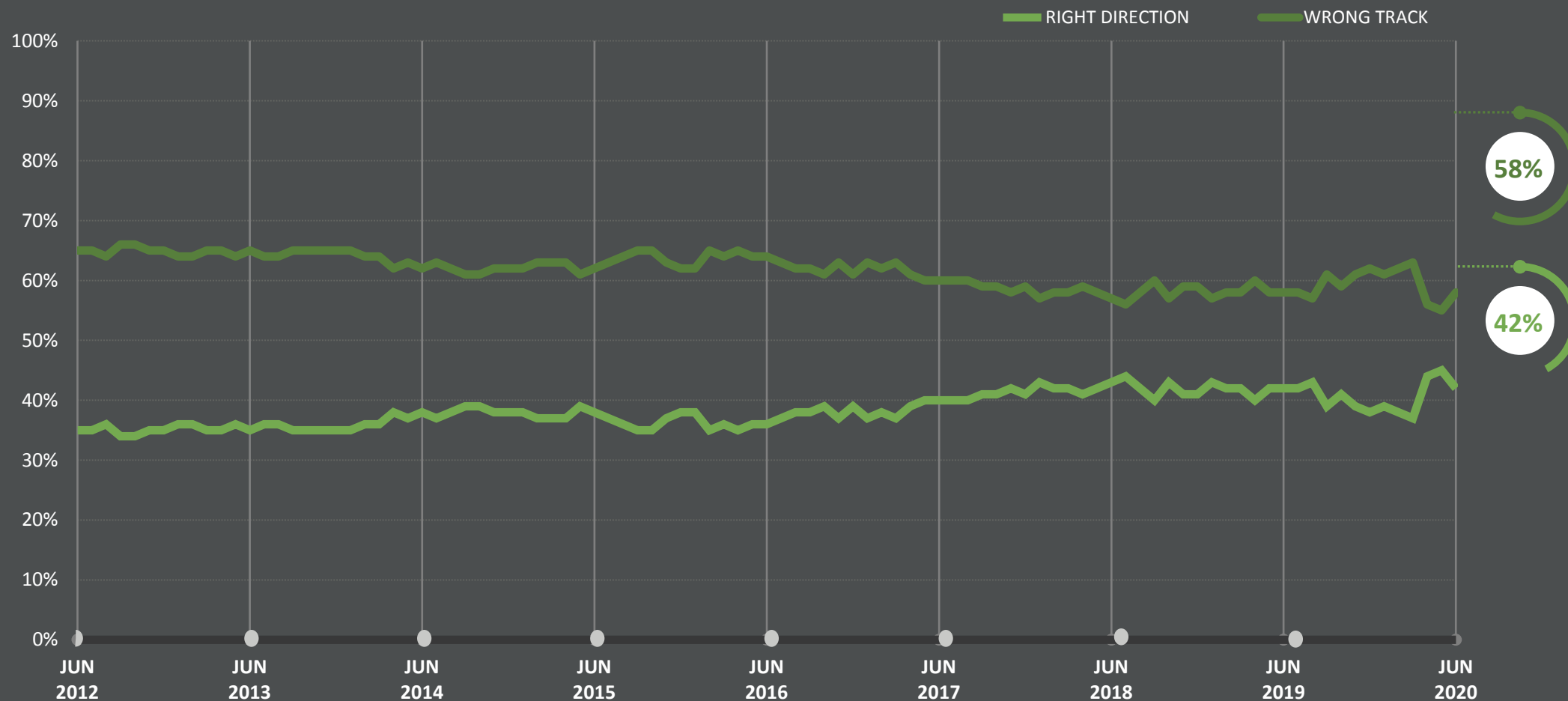


Base: Representative sample of American adults aged 18-74. c.1000 per month

Source: Global Advisor

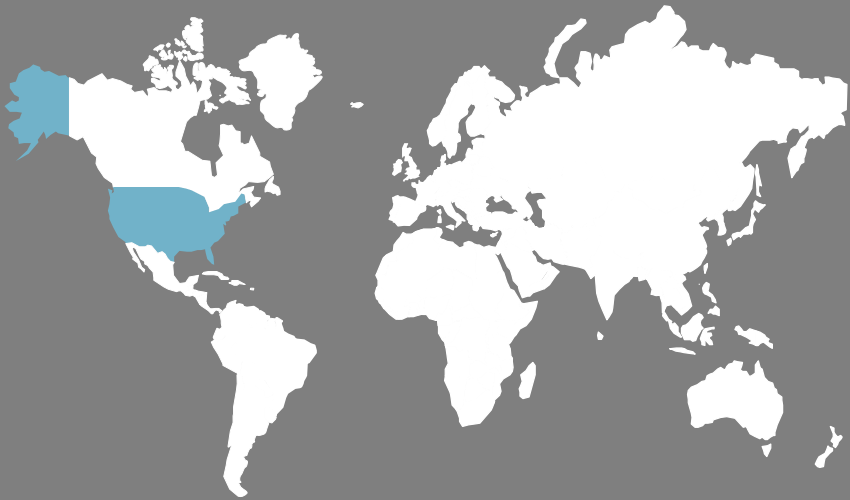
WORLD: RIGHT DIRECTION/ WRONG TRACK

Generally speaking, would you say things in this country are heading in the right direction, or are they off on the wrong track?



Base: Representative sample of American adults aged 18-74. c.18497 per month

Source: Global Advisor



US'S

WORRIES

- US's top worries
- World's top worries
- Trends over time for worries: US & world

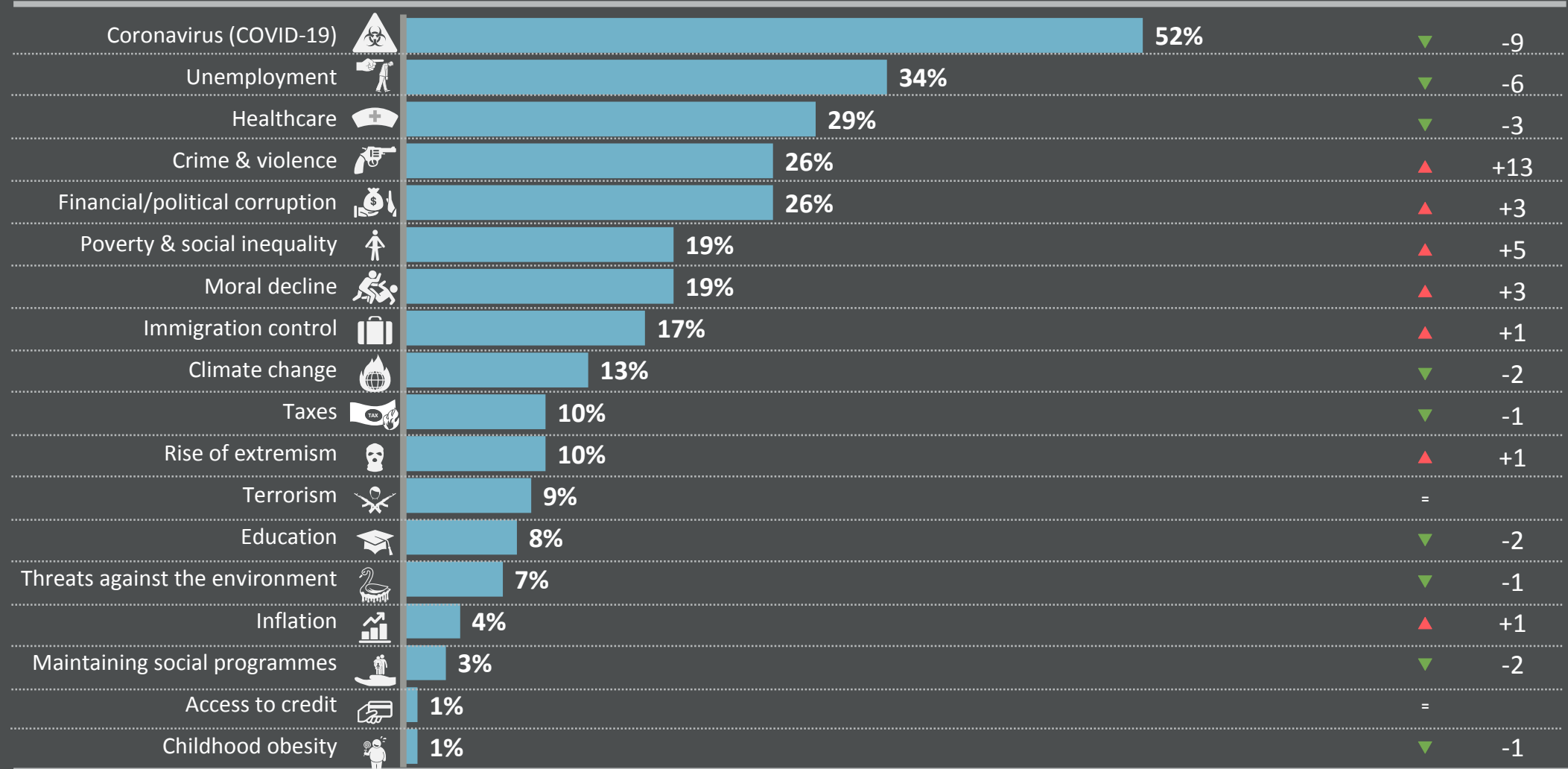
US'S WORRIES

Which three of the following topics do you find the most worrying in your country?

% change compared with previous month:

Mentioned in June 2020 (%)

May 2020



Base: Representative sample of American adults aged 18-74. June 2020: 1,000; May 2020: 1,002.

Source: Global Advisor

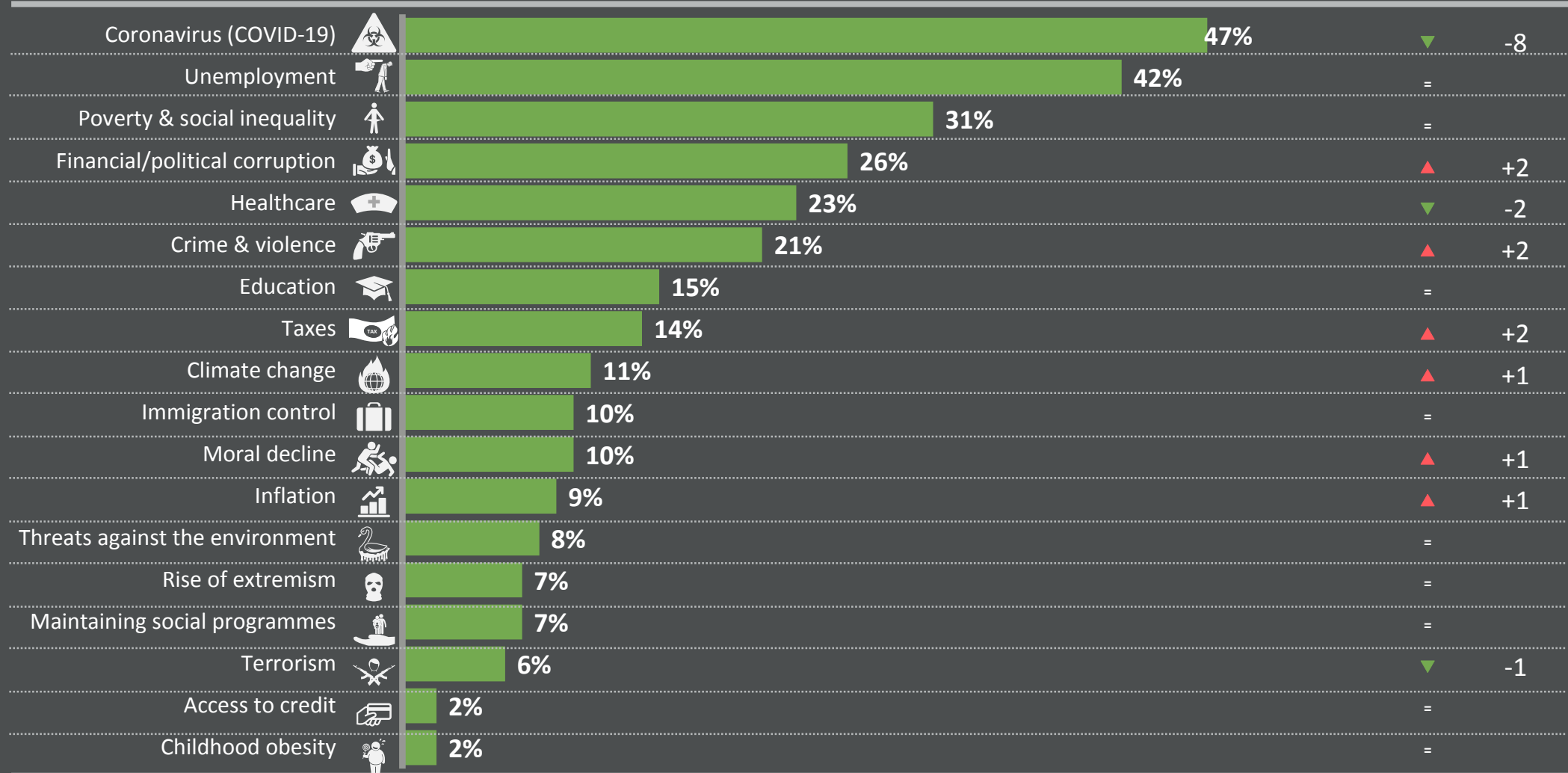
WORLD WORRIES

Which three of the following topics do you find the most worrying in your country?

% change compared with previous month:

Mentioned in June 2020 (%)

May 2020

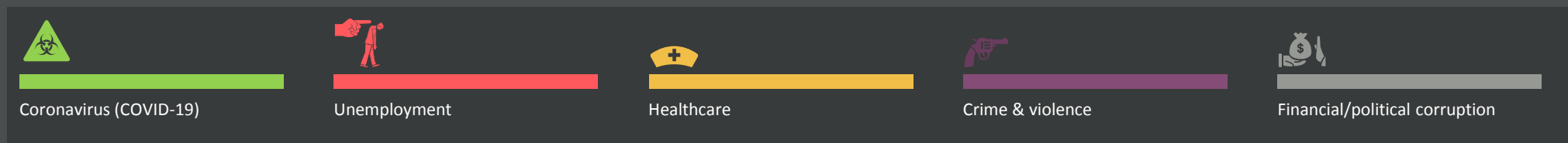
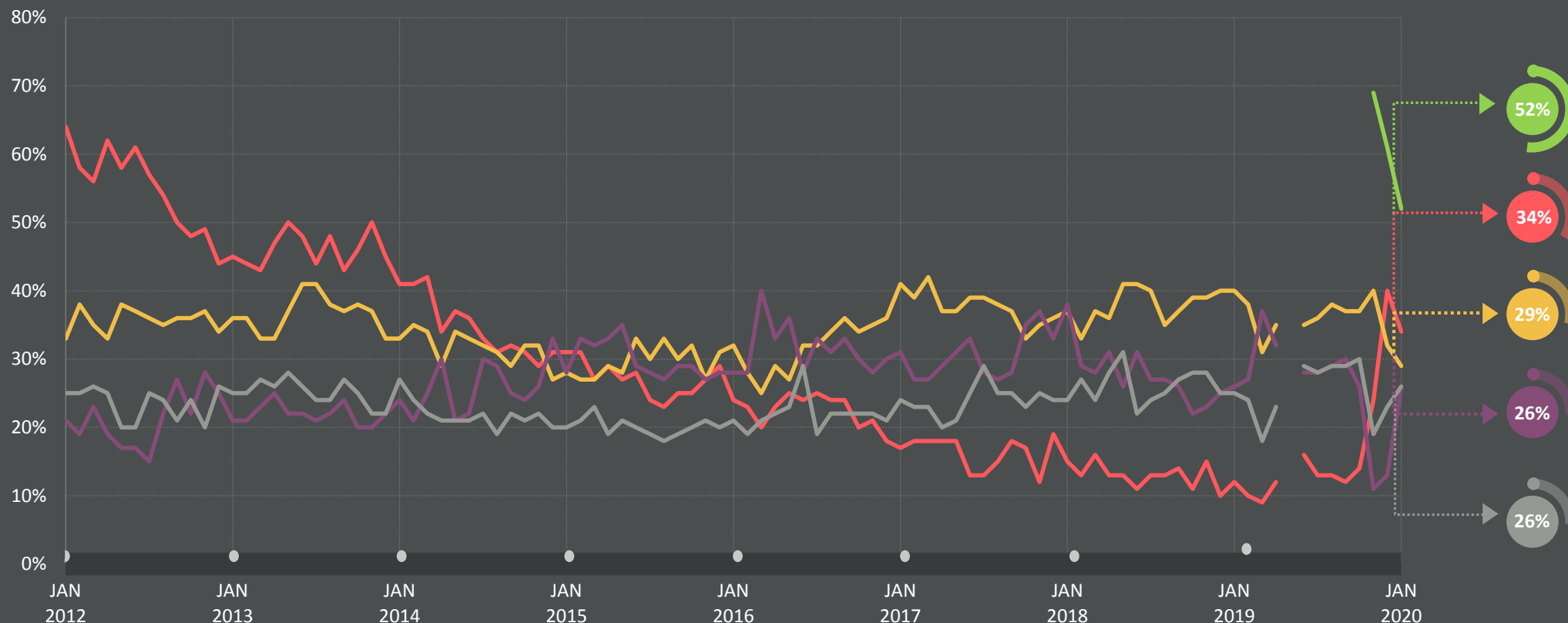


Base: Representative sample of adults aged 18-74. June 2020: 18,497; May 2020: 18,518.

Source: Global Advisor

US'S CURRENT TOP 5 WORRIES: LONG-TERM TRENDS

Which three of the following topics do you find the most worrying in your country?

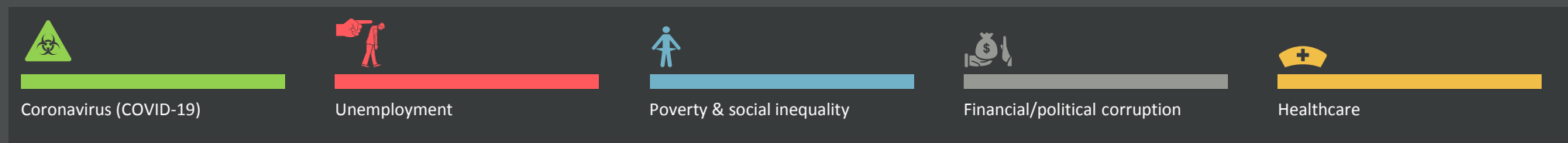
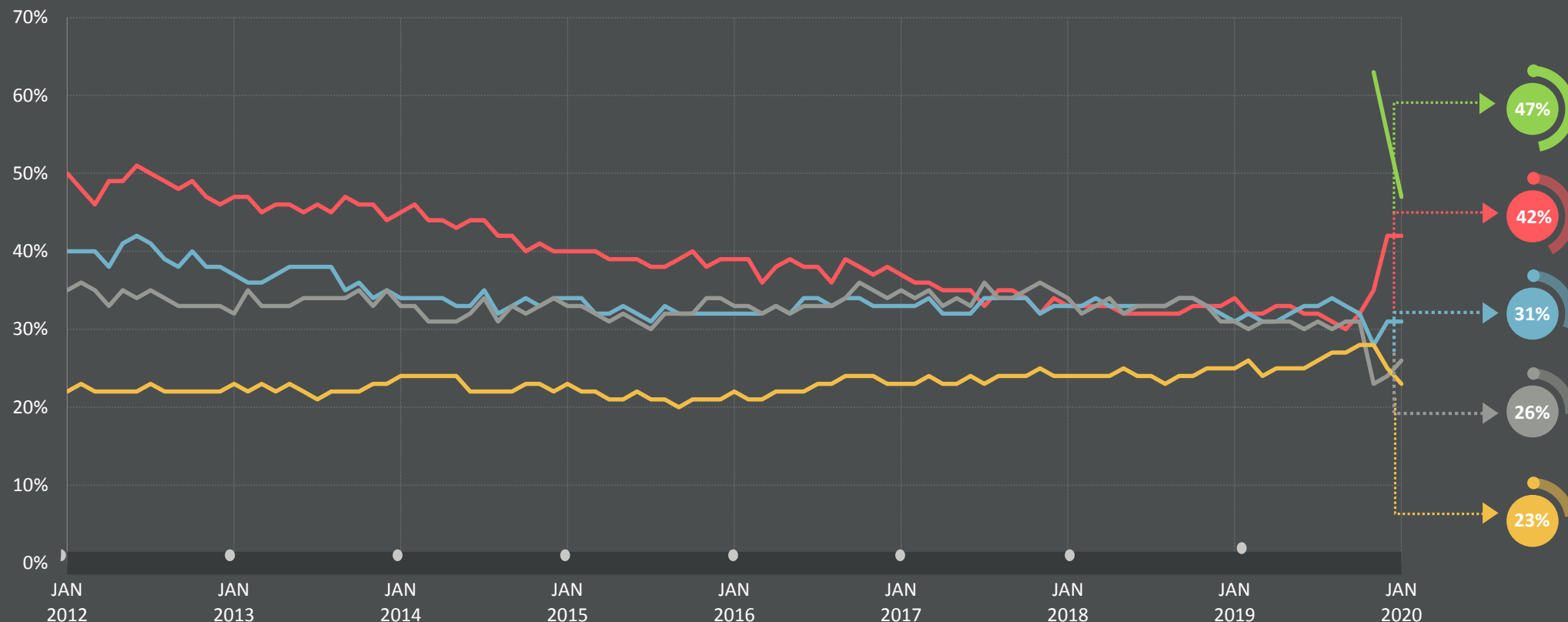


Base: Representative sample of American adults aged 18-74. c.1000 per month

Source: Global Advisor

THE WORLD'S CURRENT TOP 5 WORRIES: LONG-TERM TRENDS

Which three of the following topics do you find the most worrying in your country?



Base: Representative sample of adults aged 16-64, c.18,000-20,000 per month.

Source: Global Advisor

WORLD WORRIES

COUNTRY COMPARISON



- Top concern by country
- Top 3 concerns by country
- Country comparison of US's top 5 concerns

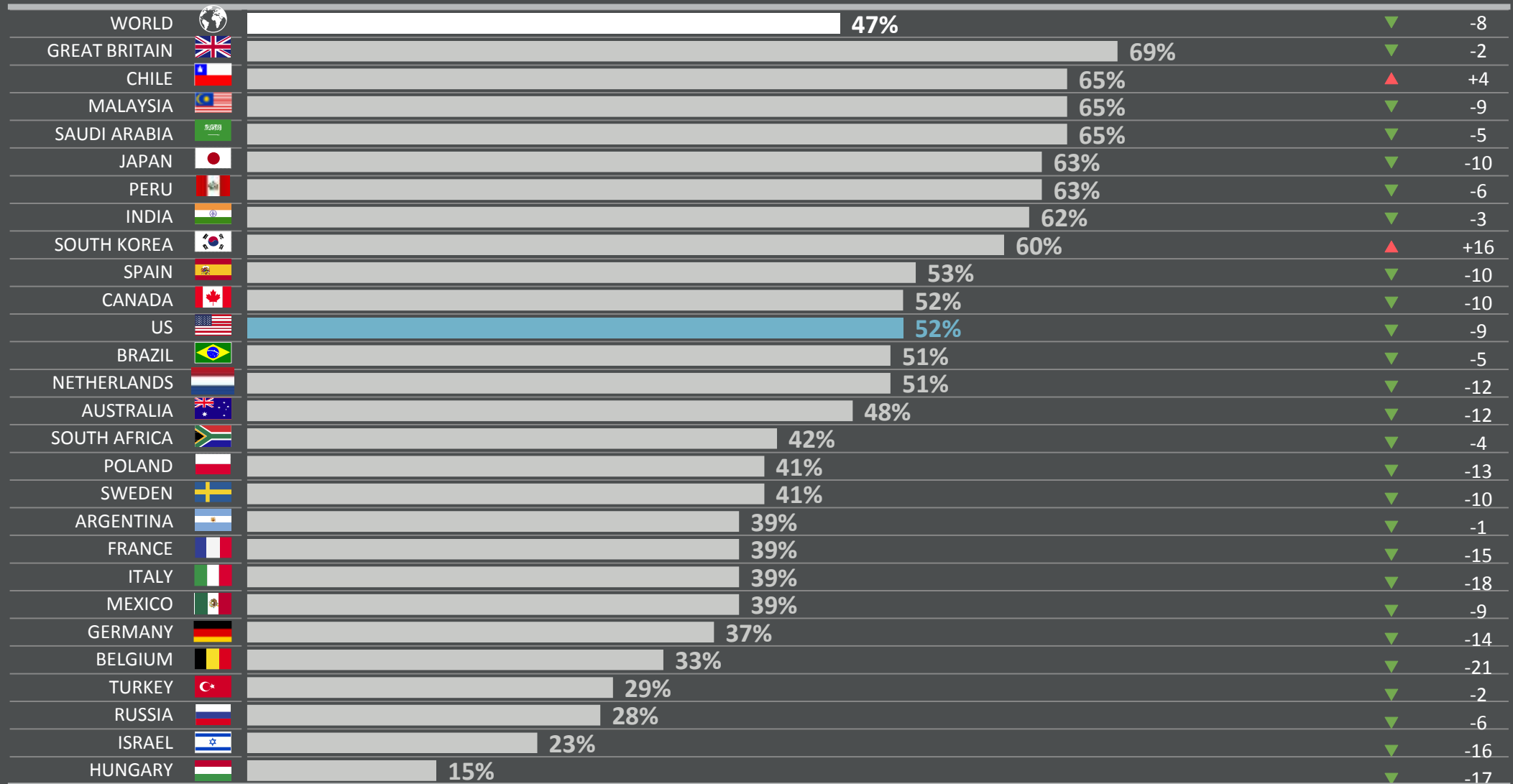
1 | CORONAVIRUS (COVID-19)

Which three of the following topics do you find the most worrying in your country?

% change compared with previous month:

(%) worried in June 2020 in each country

May 2020



Base: Representative sample of adults aged 18-74 in 27 participating countries. June 2020: 18,497; May 2020: 18,518.

Source: Global Advisor

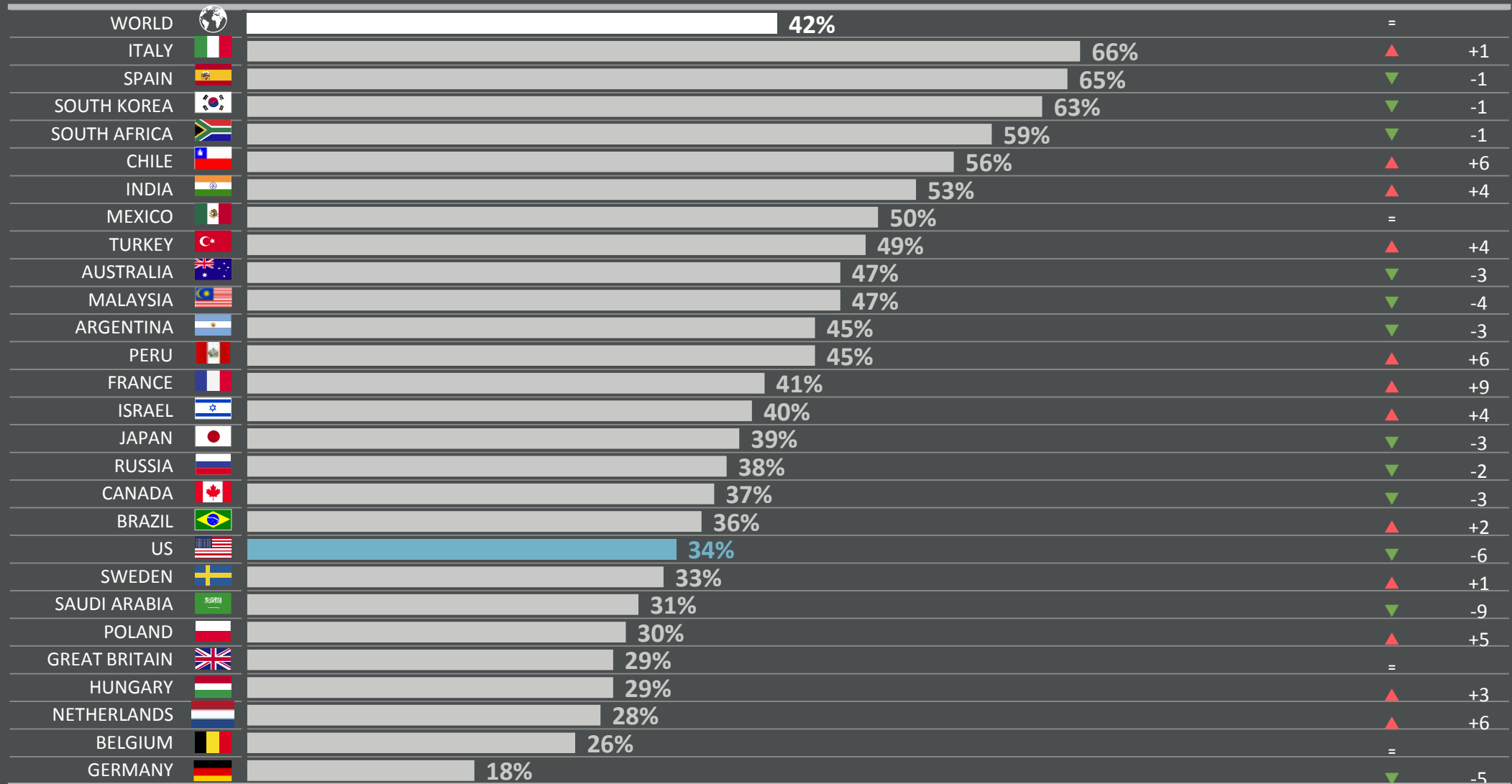
2 | UNEMPLOYMENT AND JOBS

Which three of the following topics do you find the most worrying in your country?

% change compared
with previous month:

(%) worried in June 2020 in each country

May 2020



Base: Representative sample of adults aged 18-74 in 27 participating countries. June 2020: 18,497; May 2020: 18,518.

Source: Global Advisor

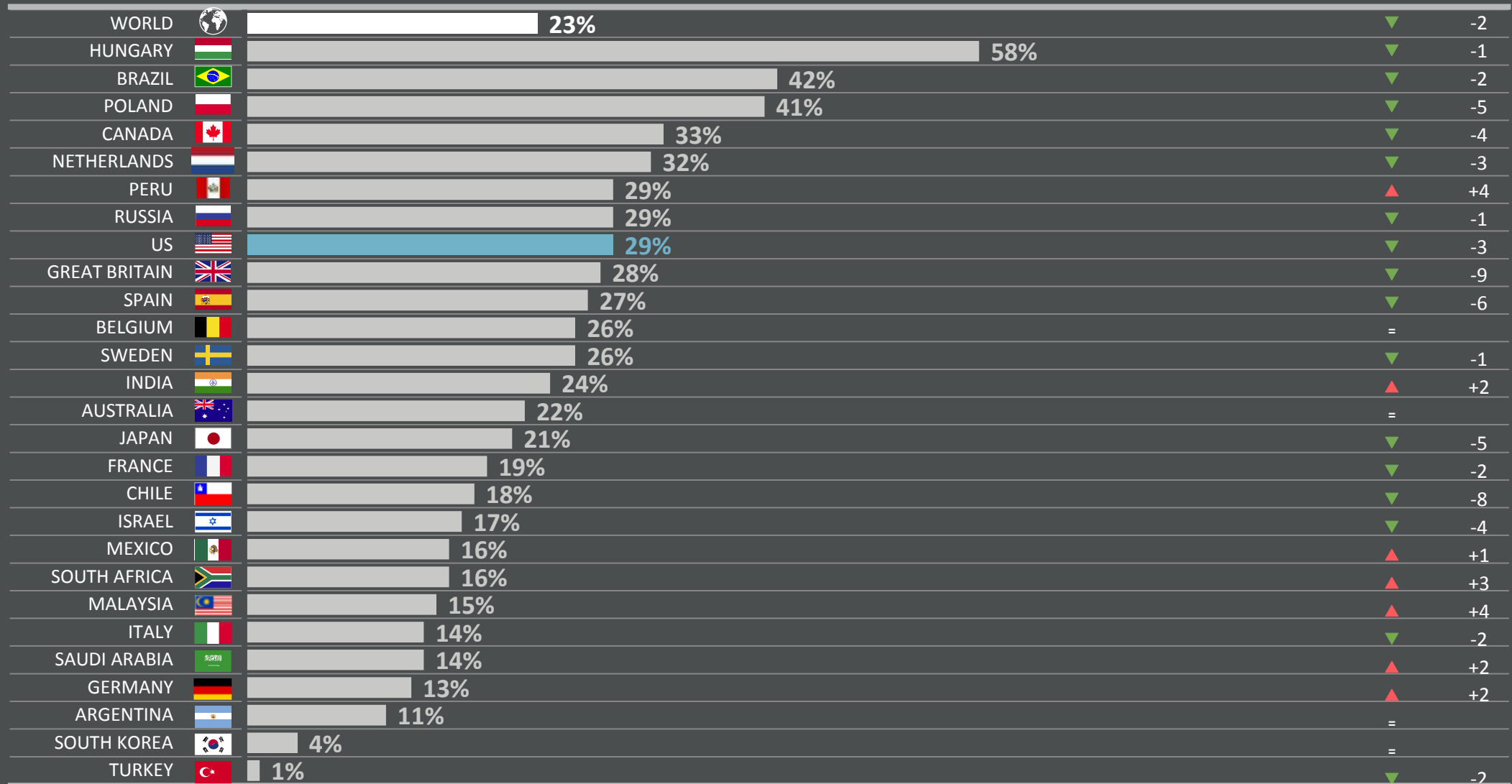
3 | HEALTHCARE

Which three of the following topics do you find the most worrying in your country?

% change compared
with previous month:

(%) worried in June 2020 in each country

May 2020



Base: Representative sample of adults aged 18-74 in 27 participating countries. June 2020: 18,497; May 2020: 18,518.

Source: Global Advisor

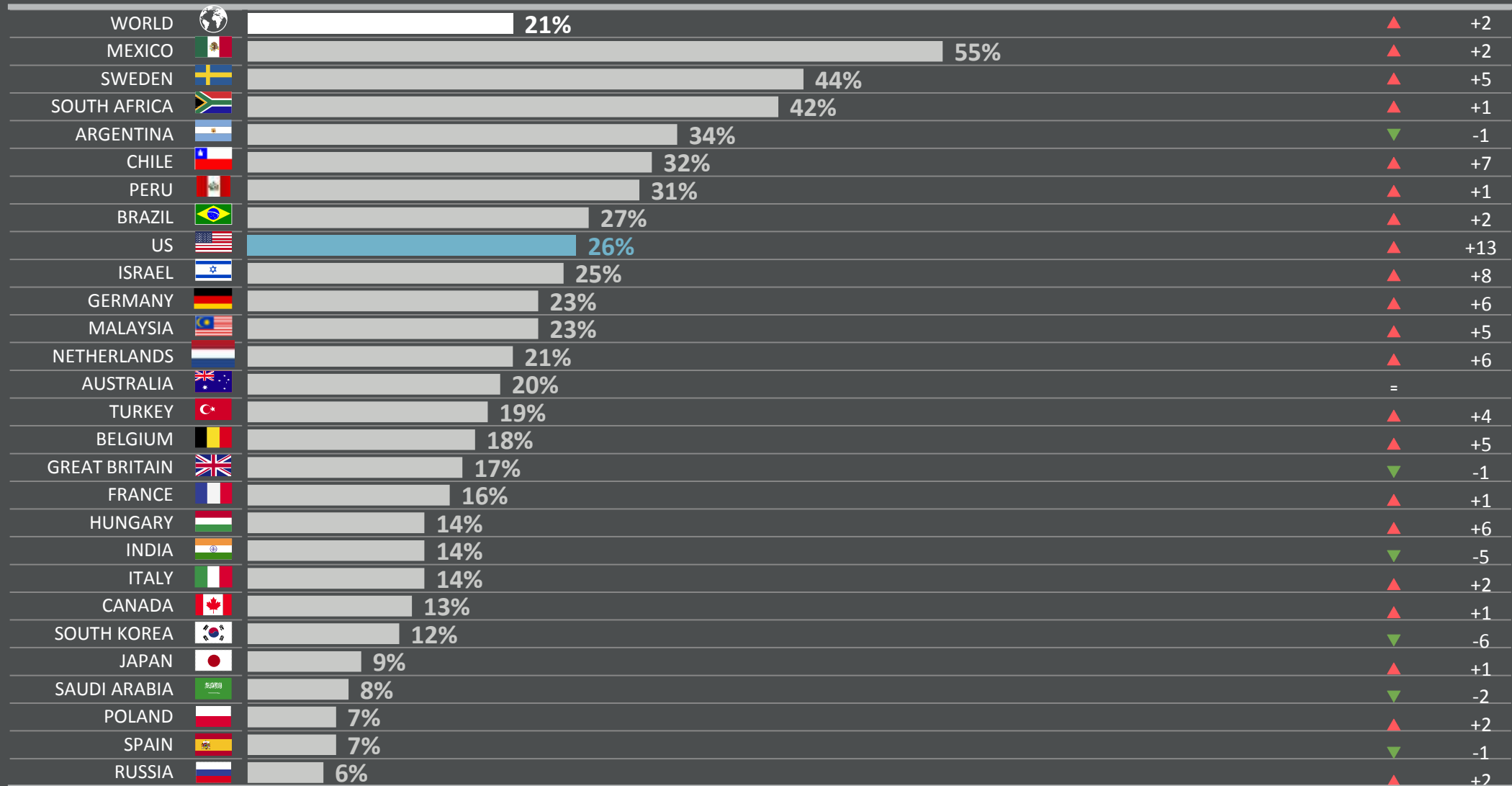
4 | CRIME & VIOLENCE

Which three of the following topics do you find the most worrying in your country?

% change compared
with previous month:

(%) worried in June 2020 in each country

May 2020



Base: Representative sample of adults aged 18-74 in 27 participating countries. June 2020: 18,497; May 2020: 18,518.

Source: Global Advisor

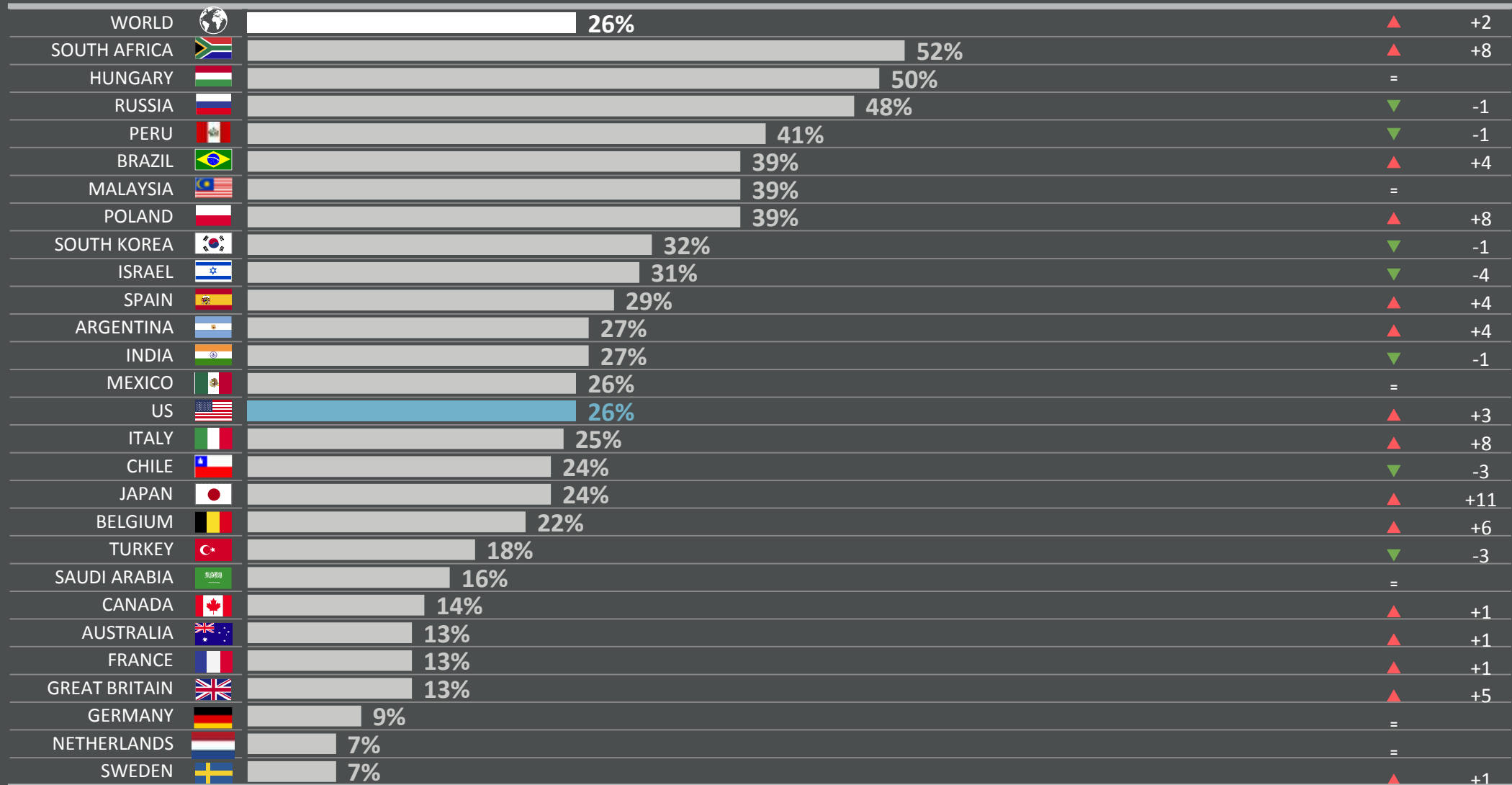
5 | FINANCIAL/POLITICAL CORRUPTION

Which three of the following topics do you find the most worrying in your country?

% change compared
with previous month:

(%) worried in June 2020 in each country

May 2020



Base: Representative sample of adults aged 18-74 in 27 participating countries. June 2020: 18,497; May 2020: 18,518.

Source: Global Advisor

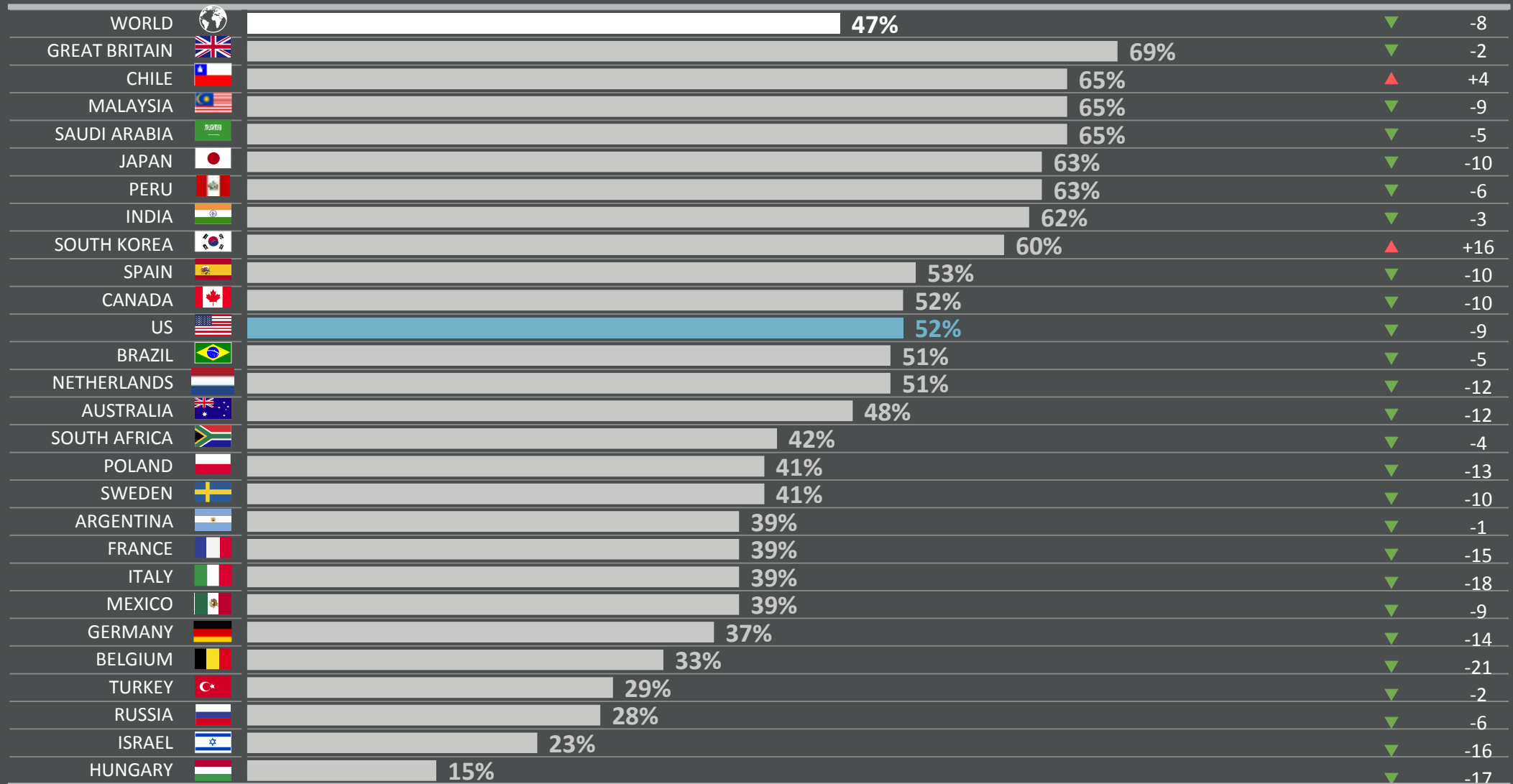
1 | CORONAVIRUS (COVID-19)

Which three of the following topics do you find the most worrying in your country?

% change compared with previous month:

(%) worried in June 2020 in each country

May 2020



Base: Representative sample of adults aged 18-74 in 27 participating countries. June 2020: 18,497; May 2020: 18,518.

Source: Global Advisor

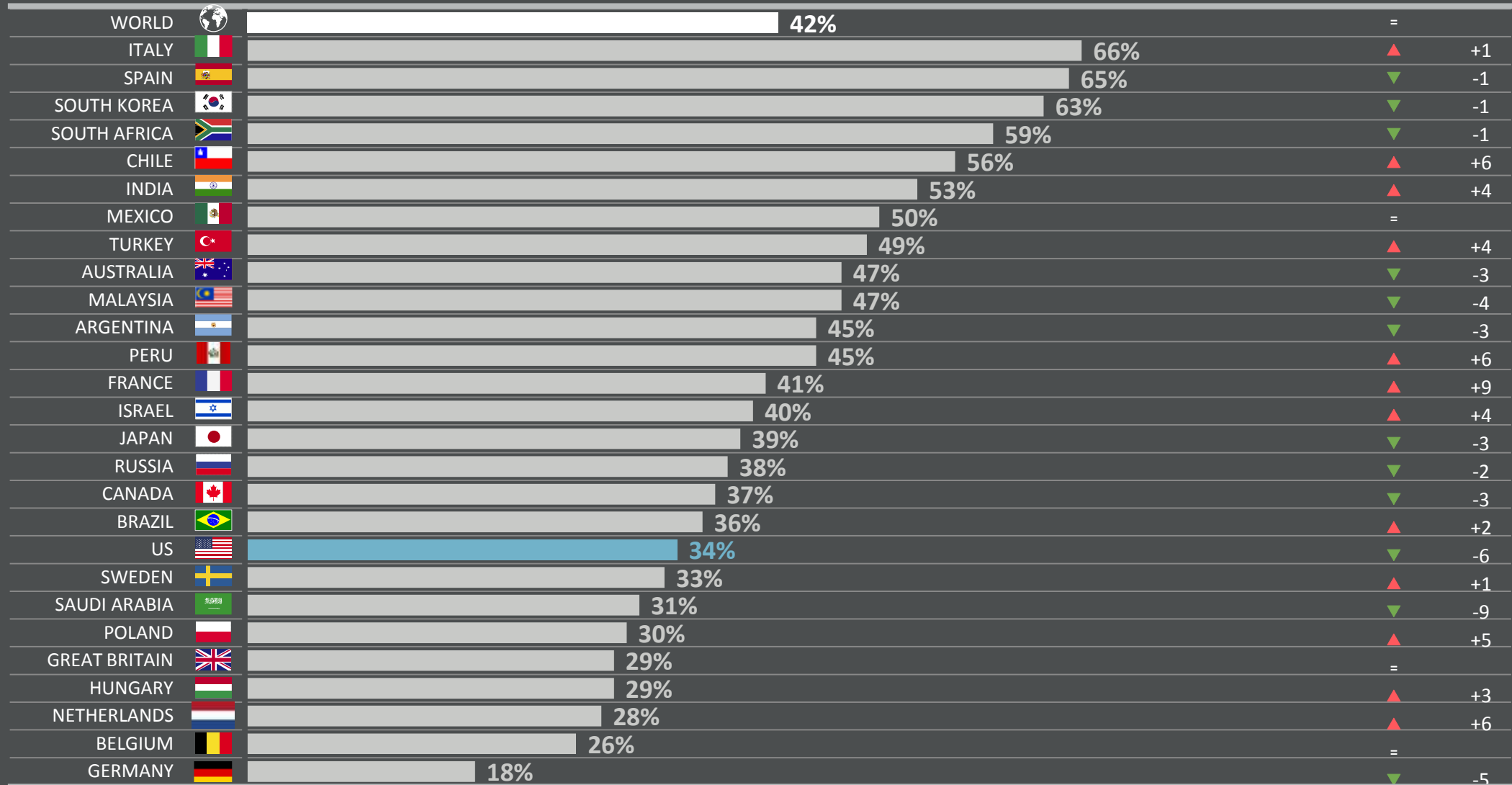
2 | UNEMPLOYMENT AND JOBS

Which three of the following topics do you find the most worrying in your country?

% change compared
with previous month:

(%) worried in June 2020 in each country

May 2020



Base: Representative sample of adults aged 18-74 in 27 participating countries. June 2020: 18,497; May 2020: 18,518.

Source: Global Advisor

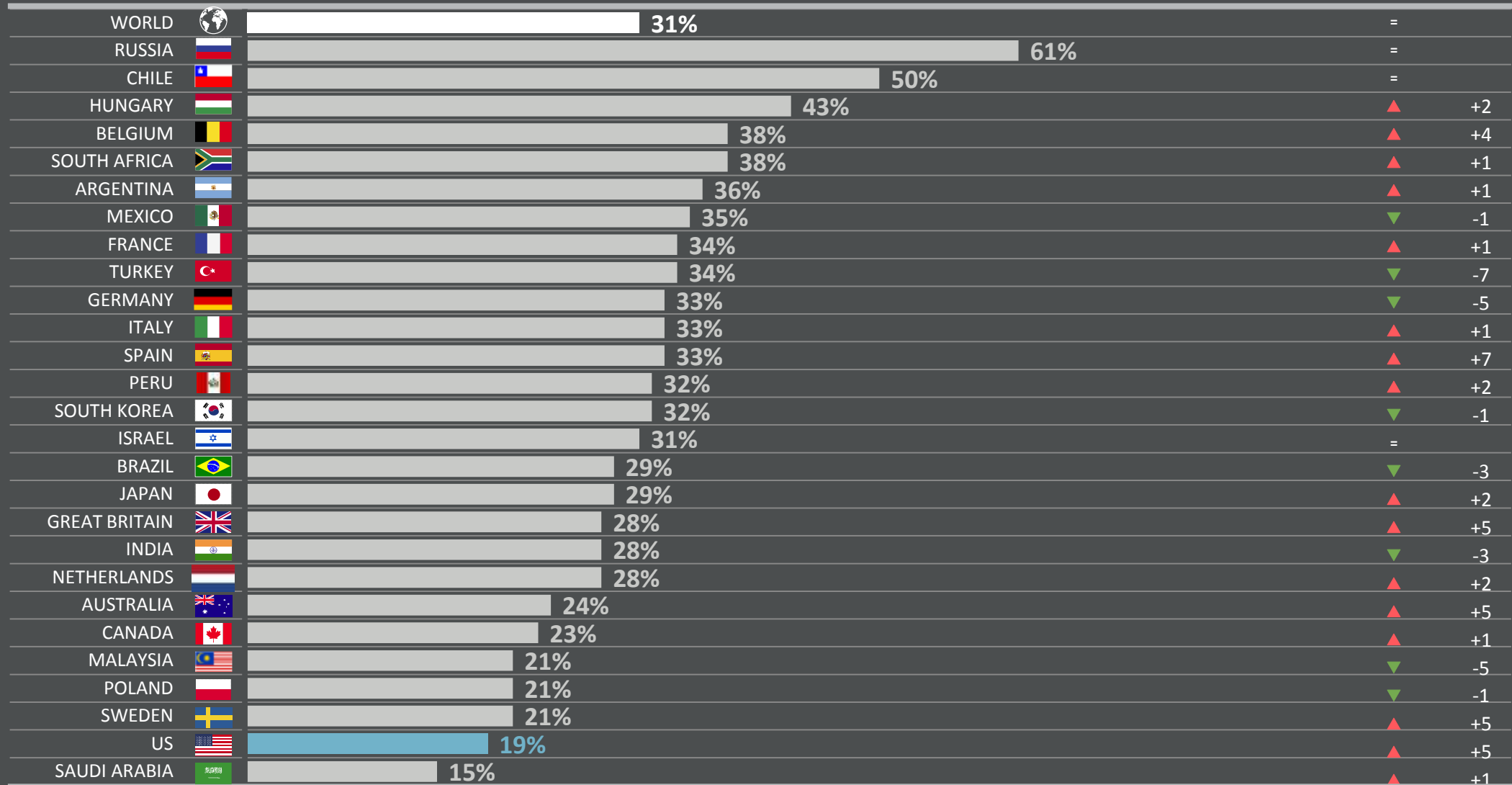
3 | POVERTY & SOCIAL INEQUALITY

Which three of the following topics do you find the most worrying in your country?

% change compared
with previous month:

(%) worried in June 2020 in each country

May 2020



Base: Representative sample of adults aged 18-74 in 27 participating countries. June 2020: 18,497; May 2020: 18,518.

Source: Global Advisor

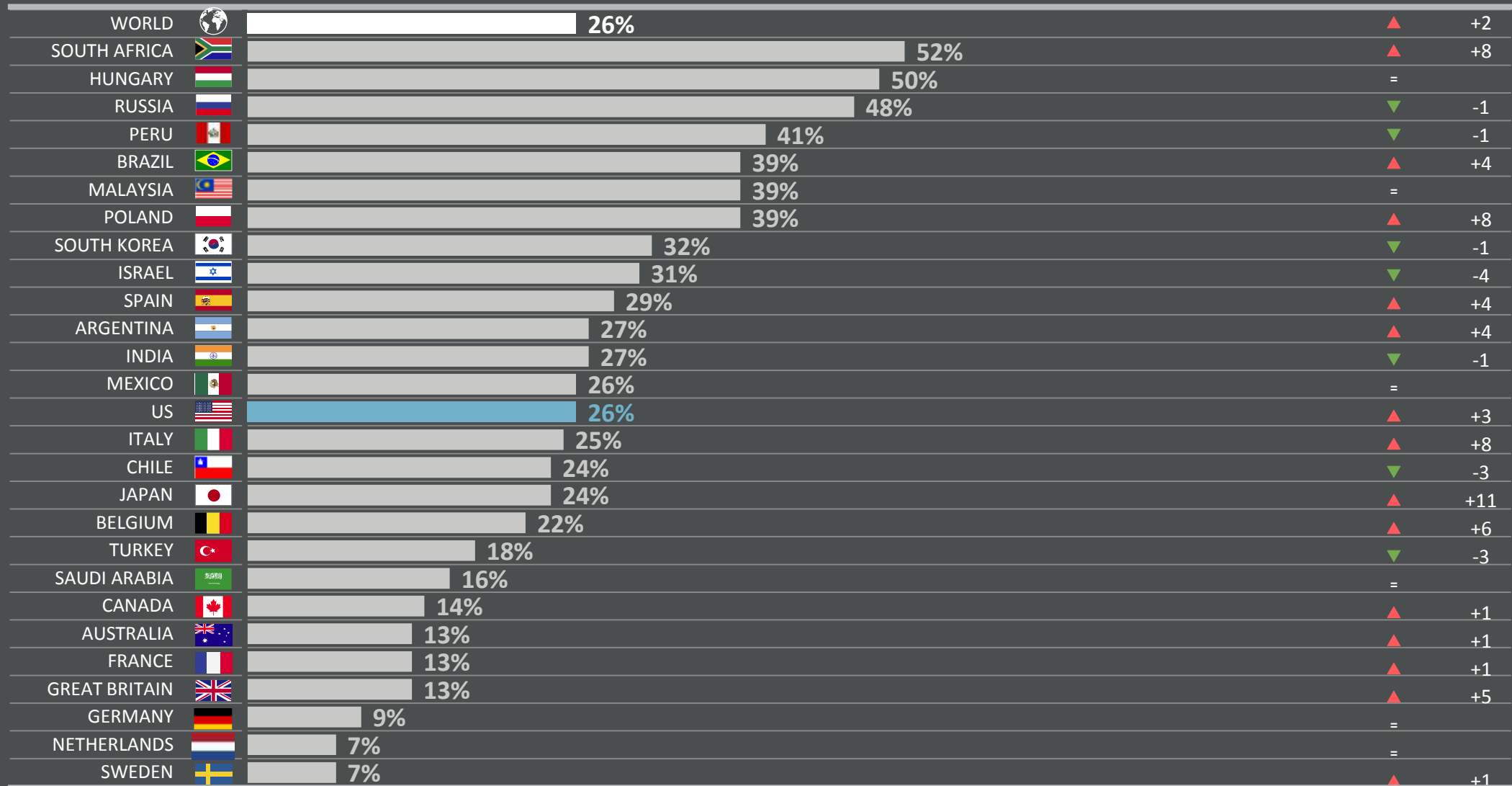
4 | FINANCIAL/POLITICAL CORRUPTION

Which three of the following topics do you find the most worrying in your country?

% change compared
with previous month:

(%) worried in June 2020 in each country

May 2020



Base: Representative sample of adults aged 18-74 in 27 participating countries. June 2020: 18,497; May 2020: 18,518.

Source: Global Advisor

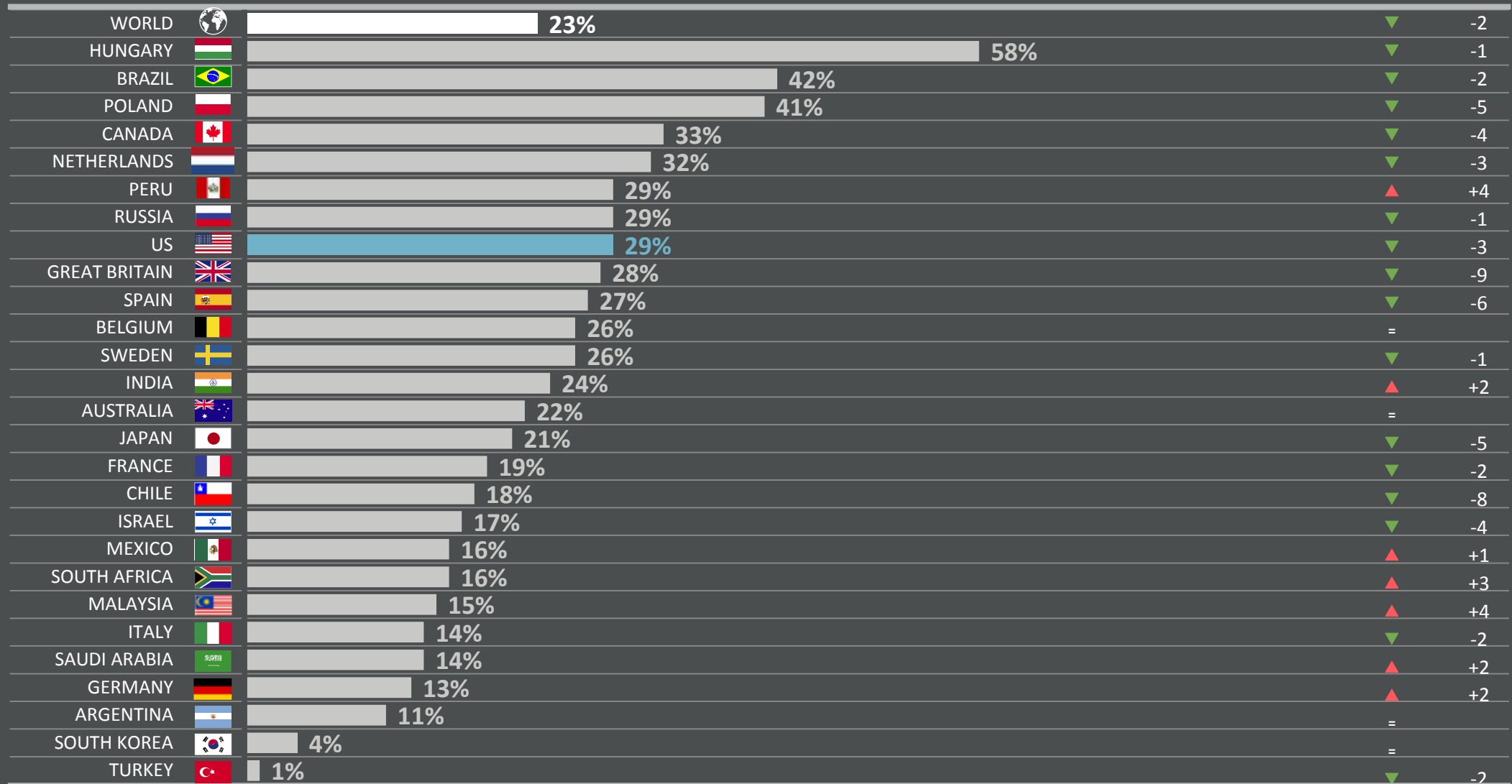
5 | HEALTHCARE

Which three of the following topics do you find the most worrying in your country?

% change compared
with previous month:

(%) worried in June 2020 in each country

May 2020



Base: Representative sample of adults aged 18-74 in 27 participating countries. June 2020: 18,497; May 2020: 18,518.

Source: Global Advisor

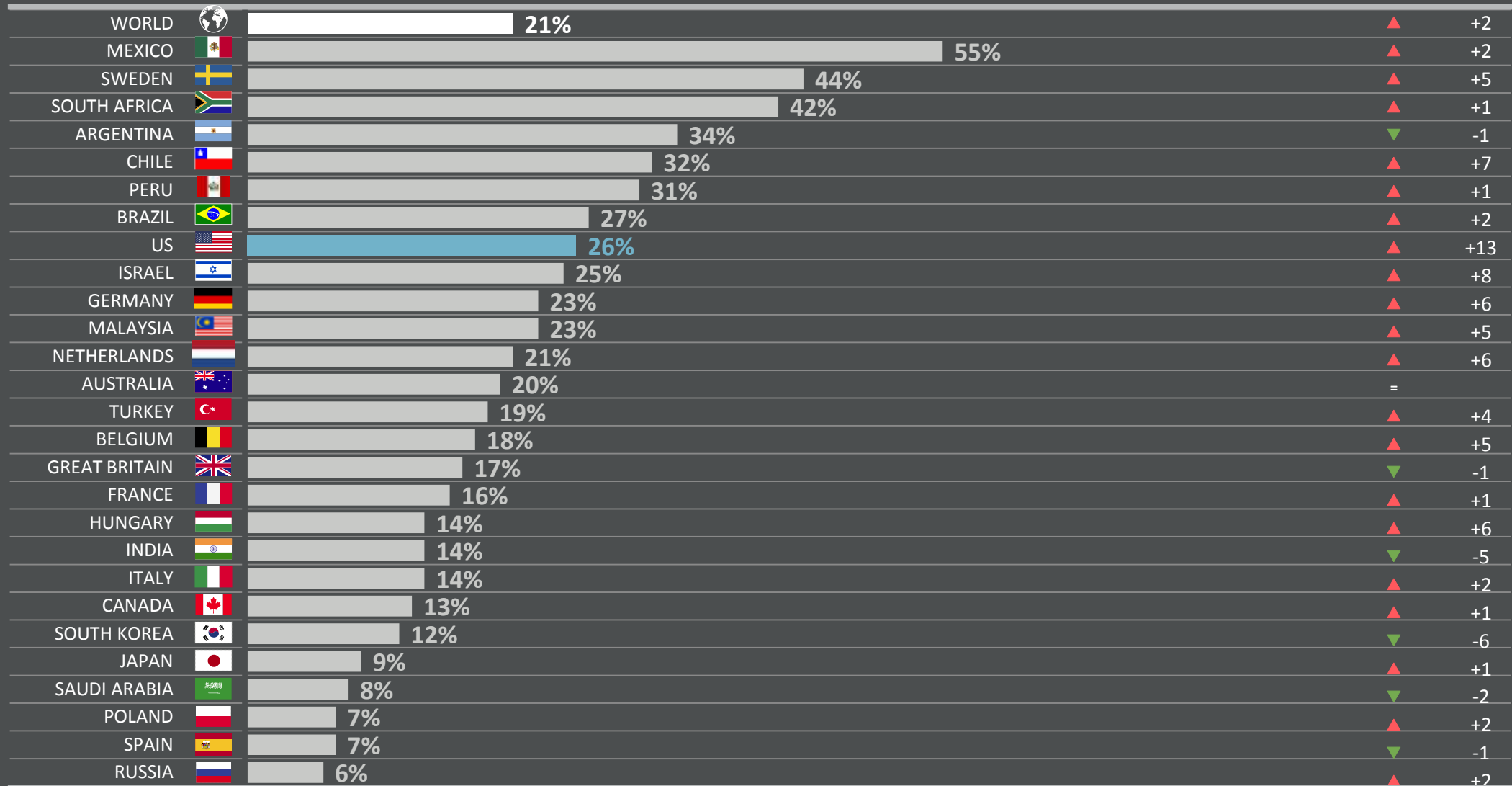
6 | CRIME & VIOLENCE

Which three of the following topics do you find the most worrying in your country?

% change compared
with previous month:

(%) worried in June 2020 in each country

May 2020



Base: Representative sample of adults aged 18-74 in 27 participating countries. June 2020: 18,497; May 2020: 18,518.

Source: Global Advisor





























7 | EDUCATION

Which three of the following topics do you find the most worrying in your country?

% change compared
with previous month:

(%) worried in June 2020 in each country

May 2020

WORLD		15%	=	
ISRAEL		32%	▲	+6
PERU		26%	▼	-4
HUNGARY		24%	▲	+4
BRAZIL		23%	▲	+2
ARGENTINA		22%	▼	-2
MEXICO		22%	=	
TURKEY		22%	▼	-2
CHILE		18%	▼	-3
RUSSIA		17%	▲	+3
SOUTH AFRICA		17%	▼	-3
INDIA		16%	=	
MALAYSIA		13%	▲	+3
SAUDI ARABIA		13%	▼	-2
SPAIN		13%	▼	-2
CANADA		12%	▲	+2
FRANCE		12%	=	
GERMANY		12%	▲	+4
JAPAN		11%	▼	-2
NETHERLANDS		11%	▼	-5
AUSTRALIA		10%	▼	-1
BELGIUM		10%	▲	+1
GREAT BRITAIN		9%	=	
ITALY		9%	▲	+1
POLAND		9%	▲	+1
US		8%	▼	-2
SOUTH KOREA		7%	▼	-2
SWEDEN		4%	▲	+1

Base: Representative sample of adults aged 18-74 in 27 participating countries. June 2020: 18,497; May 2020: 18,518.

Source: Global Advisor





























8 | TAXES

Which three of the following topics do you find the most worrying in your country?

% change compared
with previous month:

(%) worried in June 2020 in each country

May 2020

WORLD		14%	▲	+2
ITALY		32%	▲	+3
SAUDI ARABIA		29%	▲	+16
BELGIUM		27%	▼	-2
ISRAEL		24%	▲	+7
CANADA		22%	▲	+3
TURKEY		21%	▲	+4
FRANCE		20%	▲	+2
POLAND		19%	▲	+1
ARGENTINA		17%	▲	+3
JAPAN		16%	▲	+1
SOUTH KOREA		14%	▼	-1
NETHERLANDS		13%	▲	+3
MEXICO		12%	▲	+5
RUSSIA		12%	▼	-1
SPAIN		12%	▲	+3
GERMANY		11%	▲	+2
SWEDEN		11%	▲	+3
AUSTRALIA		10%	▲	+2
BRAZIL		10%	▲	+1
US		10%	▼	-1
GREAT BRITAIN		6%	=	
HUNGARY		6%	▲	+1
INDIA		6%	▲	+3
MALAYSIA		5%	▲	+1
SOUTH AFRICA		4%	▼	-3
PERU		3%	▼	-1
CHILE		2%	=	

Base: Representative sample of adults aged 18-74 in 27 participating countries. June 2020: 18,497; May 2020: 18,518.

Source: Global Advisor





























9 | CLIMATE CHANGE

Which three of the following topics do you find the most worrying in your country?

% change compared with previous month:

(%) worried in June 2020 in each country

May 2020

WORLD		11%	▲	+1
NETHERLANDS		27%	▲	+4
AUSTRALIA		26%	=	
GERMANY		26%	▲	+1
CANADA		22%	▲	+1
FRANCE		20%	▲	+4
SWEDEN		20%	▲	+6
GREAT BRITAIN		19%	▲	+1
POLAND		19%	▼	-3
BELGIUM		16%	=	
JAPAN		14%	▲	+2
US		13%	▼	-2
SAUDI ARABIA		12%	▼	-2
INDIA		11%	▲	+5
SOUTH KOREA		8%	=	
SPAIN		8%	▼	-1
HUNGARY		7%	=	
ITALY		7%	=	
MEXICO		6%	▲	+3
ISRAEL		5%	▲	+4
CHILE		3%	=	
PERU		3%	▲	+1
RUSSIA		3%	▲	+1
MALAYSIA		2%	▼	-1
TURKEY		2%	▼	-1
ARGENTINA		1%	▼	-1
BRAZIL		1%	▼	-1
SOUTH AFRICA		1%	▼	-2

Base: Representative sample of adults aged 18-74 in 27 participating countries. June 2020: 18,497; May 2020: 18,518.

Source: Global Advisor





























10 | IMMIGRATION CONTROL

Which three of the following topics do you find the most worrying in your country?

% change compared
with previous month:

(%) worried in June 2020 in each country

May 2020

WORLD		10%	=	
GERMANY		26%	▼	-2
BELGIUM		24%	▲	+6
SWEDEN		22%	▼	-3
GREAT BRITAIN		17%	▲	+1
TURKEY		17%	▲	+5
US		17%	▲	+1
CANADA		16%	▲	+3
ITALY		16%	▲	+3
NETHERLANDS		15%	=	
AUSTRALIA		14%	▼	-1
FRANCE		14%	▼	-1
MALAYSIA		14%	▼	-3
HUNGARY		8%	▲	+3
CHILE		7%	=	
ISRAEL		7%	▼	-1
SPAIN		7%	▲	+2
PERU		6%	▲	+1
SOUTH AFRICA		6%	▼	-1
JAPAN		5%	▲	+1
ARGENTINA		4%	▲	+2
INDIA		4%	▼	-1
SAUDI ARABIA		4%	▼	-1
POLAND		2%	▲	+1
RUSSIA		2%	▼	-1
BRAZIL		1%	=	
MEXICO		1%	=	
SOUTH KOREA		1%	▲	+1

Base: Representative sample of adults aged 18-74 in 27 participating countries. June 2020: 18,497; May 2020: 18,518.

Source: Global Advisor





























11 | MORAL DECLINE

Which three of the following topics do you find the most worrying in your country?

% change compared
with previous month:

(%) worried in June 2020 in each country

May 2020

WORLD		10%	▲	+1
US		19%	▲	+3
GERMANY		18%	▲	+3
JAPAN		17%	▲	+3
HUNGARY		14%	▲	+1
SAUDI ARABIA		14%	▲	+1
ISRAEL		13%	▼	-1
MALAYSIA		13%	▲	+2
AUSTRALIA		12%	▲	+3
FRANCE		12%	▲	+1
GREAT BRITAIN		12%	▲	+2
POLAND		12%	▲	+1
RUSSIA		12%	▲	+2
NETHERLANDS		12%	▼	-1
SOUTH KOREA		12%	▼	-3
ARGENTINA		8%	▲	+1
CANADA		8%	▲	+2
ITALY		8%	▲	+1
SWEDEN		8%	▲	+3
BELGIUM		7%	=	
BRAZIL		7%	=	
SPAIN		7%	▲	+2
TURKEY		7%	▼	-4
INDIA		6%	▲	+1
MEXICO		6%	▲	+3
SOUTH AFRICA		6%	▲	+1
PERU		5%	=	
CHILE		3%	▼	-1

Base: Representative sample of adults aged 18-74 in 27 participating countries. June 2020: 18,497; May 2020: 18,518.

Source: Global Advisor





























12 | INFLATION

Which three of the following topics do you find the most worrying in your country?

% change compared
with previous month:

(%) worried in June 2020 in each country

May 2020

WORLD		9%	▲	+1
ARGENTINA		42%	▼	-2
TURKEY		27%	▲	+5
RUSSIA		17%	▲	+2
MALAYSIA		15%	▲	+1
POLAND		15%	=	
AUSTRALIA		10%	▲	+3
CANADA		9%	=	
MEXICO		9%	▼	-3
FRANCE		8%	▲	+3
HUNGARY		8%	▼	-2
INDIA		8%	=	
SOUTH KOREA		8%	▲	+1
GERMANY		7%	▲	+1
BRAZIL		6%	▲	+1
CHILE		6%	▼	-2
SAUDI ARABIA		6%	▲	+1
ITALY		5%	▲	+1
JAPAN		5%	=	
PERU		5%	=	
GREAT BRITAIN		4%	=	
ISRAEL		4%	▲	+2
SOUTH AFRICA		4%	▼	-1
US		4%	▲	+1
BELGIUM		3%	▼	-1
NETHERLANDS		2%	▼	-1
SPAIN		2%	=	
SWEDEN		2%	=	

Base: Representative sample of adults aged 18-74 in 27 participating countries. June 2020: 18,497; May 2020: 18,518.

Source: Global Advisor





























13 | THREATS AGAINST THE ENVIRONMENT

Which three of the following topics do you find the most worrying in your country?

% change compared
with previous month:

(%) worried in June 2020 in each country

May 2020

WORLD		8%	=	
GERMANY		19%	▲	+5
FRANCE		17%	=	
BELGIUM		14%	▲	+4
AUSTRALIA		13%	=	
NETHERLANDS		13%	▼	-2
SWEDEN		13%	▼	-1
CANADA		12%	=	
POLAND		12%	▼	-2
GREAT BRITAIN		11%	▲	+1
SOUTH KOREA		11%	▲	+3
BRAZIL		9%	▲	+2
INDIA		8%	▼	-2
ITALY		7%	=	
MALAYSIA		7%	▲	+3
MEXICO		7%	▲	+1
US		7%	▼	-1
RUSSIA		6%	▼	-1
SAUDI ARABIA		6%	▲	+2
SPAIN		6%	▲	+2
CHILE		5%	▼	-1
JAPAN		5%	▼	-2
PERU		5%	▼	-1
TURKEY		4%	=	
ARGENTINA		3%	=	
HUNGARY		3%	▼	-2
ISRAEL		2%	▼	-2
SOUTH AFRICA		2%	=	

Base: Representative sample of adults aged 18-74 in 27 participating countries. June 2020: 18,497; May 2020: 18,518.

Source: Global Advisor



WORLD WORRIES

COUNTRY COMPARISON

Country comparison of all 17 concerns

























































14 | RISE OF EXTREMISM

Which three of the following topics do you find the most worrying in your country?

% change compared
with previous month:

(%) worried in June 2020 in each country

May 2020

WORLD			7%	=	
GERMANY			20%	▲	+3
BELGIUM			16%	▲	+4
SPAIN			15%	▲	+7
NETHERLANDS			13%	▲	+3
SWEDEN			13%	▼	-1
FRANCE			10%	▲	+1
US			10%	▲	+1
BRAZIL			9%	▲	+2
TURKEY			9%	▲	+1
CANADA			8%	▲	+2
GREAT BRITAIN			8%	▼	-1
MALAYSIA			8%	▼	-1
AUSTRALIA			7%	▲	+1
POLAND			7%	▲	+1
ISRAEL			6%	▼	-1
SOUTH KOREA			6%	▼	-4
HUNGARY			5%	▲	+1
ITALY			5%	=	
INDIA			4%	▼	-1
CHILE			3%	=	
MEXICO			3%	▲	+2
SAUDI ARABIA			3%	=	
ARGENTINA			2%	=	
JAPAN			2%	=	
SOUTH AFRICA			2%	▲	+1
PERU			1%	=	
RUSSIA			1%	=	

Base: Representative sample of adults aged 18-74 in 27 participating countries. June 2020: 18,497; May 2020: 18,518.

Source: Global Advisor




















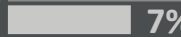

































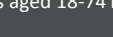


15 | MAINTAINING SOCIAL PROGRAMMES

Which three of the following topics do you find the most worrying in your country?

% change compared
with previous month:

(%) worried in June 2020 in each country

May 2020

WORLD		 7%	=	
JAPAN		 19%	▼	-2
SWEDEN		 18%	▼	-2
SOUTH KOREA		 13%	▼	-4
GREAT BRITAIN		 12%	=	
AUSTRALIA		 10%	▲	+1
POLAND		 9%	▼	-2
RUSSIA		 9%	▲	+3
NETHERLANDS		 8%	▼	-2
SPAIN		 8%	▼	-2
CANADA		 7%	▲	+1
HUNGARY		 7%	▲	+4
ITALY		 7%	▼	-1
SAUDI ARABIA		 7%	=	
BELGIUM		 6%	▲	+1
FRANCE		 6%	▲	+2
MEXICO		 5%	▼	-2
ARGENTINA		 4%	▼	-1
GERMANY		 4%	▼	-1
ISRAEL		 4%	▼	-3
MALAYSIA		 4%	▲	+1
INDIA		 3%	=	
US		 3%	▼	-2
BRAZIL		 2%	▼	-1
CHILE		 2%	▼	-1
SOUTH AFRICA		 2%	=	
TURKEY		 2%	=	
PERU		 1%	▼	-1

Base: Representative sample of adults aged 18-74 in 27 participating countries. June 2020: 18,497; May 2020: 18,518.

Source: Global Advisor





























16 | TERRORISM

Which three of the following topics do you find the most worrying in your country?

% change compared
with previous month:

(%) worried in June 2020 in each country

May 2020

WORLD		6%	▼	-1
ISRAEL		26%	=	
TURKEY		24%	▼	-3
INDIA		15%	▲	+1
FRANCE		11%	▼	-5
GERMANY		11%	▲	+2
SAUDI ARABIA		11%	▼	-5
SWEDEN		9%	▼	-1
US		9%	=	
GREAT BRITAIN		8%	▼	-1
BELGIUM		6%	▼	-2
AUSTRALIA		4%	▲	+1
MALAYSIA		4%	▲	+1
NETHERLANDS		4%	▼	-1
CANADA		3%	▲	+1
CHILE		2%	=	
HUNGARY		2%	▲	+2
JAPAN		2%	=	
MEXICO		2%	=	
POLAND		2%	▲	+1
ARGENTINA		1%	=	
BRAZIL		1%	=	
ITALY		1%	▼	-1
PERU		1%	▼	-1
RUSSIA		1%	=	
SOUTH AFRICA		1%	=	
SOUTH KOREA		1%	▲	+1
SPAIN		1%	▼	-2

Base: Representative sample of adults aged 18-74 in 27 participating countries. June 2020: 18,497; May 2020: 18,518.

Source: Global Advisor

























































17 | ACCESS TO CREDIT

Which three of the following topics do you find the most worrying in your country?

% change compared
with previous month:

(%) worried in June 2020 in each country

May 2020

WORLD		 2%	=	
SAUDI ARABIA		 5%	▲	+2
ITALY		 4%	=	
BELGIUM		 3%	▼	-1
RUSSIA		 3%	▼	-1
TURKEY		 3%	▲	+1
AUSTRALIA		 2%	=	
HUNGARY		 2%	▲	+1
ISRAEL		 2%	▼	-1
MALAYSIA		 2%	▲	+1
SPAIN		 2%	▲	+1
ARGENTINA		 1%	=	
BRAZIL		 1%	=	
CANADA		 1%	=	
CHILE		 1%	=	
FRANCE		 1%	▼	-1
GERMANY		 1%	=	
GREAT BRITAIN		 1%	▼	-1
INDIA		 1%	▼	-1
JAPAN		 1%	=	
MEXICO		 1%	▼	-1
POLAND		 1%	=	
PERU		 1%	▼	-1
NETHERLANDS		 1%	=	
SOUTH AFRICA		 1%	=	
SOUTH KOREA		 1%	=	
SWEDEN		 1%	▼	-1
US		 1%	=	

Base: Representative sample of adults aged 18-74 in 27 participating countries. June 2020: 18,497; May 2020: 18,518.

Source: Global Advisor





























18 | CHILDHOOD OBESITY

Which three of the following topics do you find the most worrying in your country?

% change compared
with previous month:

(%) worried in June 2020 in each country

May 2020

WORLD		2%	=	
SAUDI ARABIA		13%	▼	-2
NETHERLANDS		6%	=	
AUSTRALIA		4%	▲	+1
ISRAEL		4%	▲	+2
POLAND		4%	▲	+1
GERMANY		3%	▲	+1
GREAT BRITAIN		3%	▲	+1
INDIA		3%	▲	+1
MEXICO		3%	▼	-2
BELGIUM		2%	▲	+1
CANADA		2%	=	
HUNGARY		2%	▲	+1
SWEDEN		2%	=	
ARGENTINA		1%	▲	+1
BRAZIL		1%	=	
CHILE		1%	=	
FRANCE		1%	=	
ITALY		1%	▼	-1
MALAYSIA		1%	=	
PERU		1%	=	
RUSSIA		1%	=	
SOUTH AFRICA		1%	=	
SPAIN		1%	=	
US		1%	▼	-1
JAPAN		*	=	
SOUTH KOREA		*	▼	-1
TURKEY		*	▼	-1

Base: Representative sample of adults aged 18-74 in 27 participating countries. June 2020: 18,497; May 2020: 18,518.

Source: Global Advisor



METHODOLOGY

METHODOLOGY

The survey is conducted monthly in 27 countries around the world via the Ipsos Online Panel. The countries included are Argentina, Australia, Belgium, Brazil, Canada, Chile, France, Great Britain, Germany, Hungary, India, Israel, Italy, Japan, Malaysia, Mexico, Netherlands, Peru, Poland, Russia, Saudi Arabia, South Africa, South Korea, Spain, Sweden, Turkey and the United States of America.

For the results of the survey presented herein, an international sample of 18,497 adults aged 18-74 in the US, South Africa, Turkey, Israel and Canada, and age 16-74 in all other countries, were interviewed between May 22nd 2020 and June 5th 2020. Approximately 1000+ individuals participated on a country by country basis via the Ipsos Online Panel.

The precision of Ipsos online polls are calculated using a credibility interval with a poll of 1,000 accurate to +/- 3.1 percentage points and of 500 accurate to +/- 4.5 percentage points. For more information on the Ipsos use of credibility intervals, please visit the Ipsos website.

Weighting has been employed to balance demographics and ensure that the sample's composition reflects that of the adult population according to the most recent country census data.

A survey with an unweighted probability sample of this size would have an estimated margin of error of +/- 3.1 percentage points for a sample of 1,000 and an estimated margin of error of +/- 4.5 percentage points for a 500 sample 19 times out of 20.

In 17 of the 27 countries surveyed internet penetration is sufficiently high to think of the samples as representative of the wider population within the age ranges covered: Argentina, Australia, Belgium, Canada, France, Germany, Hungary, Israel, Italy, Japan, Netherlands, Poland, South Korea, Spain, Sweden, Great Britain and United States.

Brazil, Chile, India, Malaysia, Mexico, Russia, Peru, Saudi Arabia, South Africa and Turkey have lower levels of internet penetration and so these samples should not be considered nationally representative, and instead be considered to represent a more affluent, connected population. These are still a vital social group to understand in these countries, representing an important and emerging middle class.



APPENDIX

FOR MORE INFORMATION

Chris Jackson

Senior Vice President, US

Public Affairs

+1 202 420-2025

 chris.jackson@ipsos.com

Kate Silverstein

Media Relations Specialist, US

Public Affairs

+1 718 755-8829

 kate.silverstein@ipsos.com