

# WHAT WORRIES THE



May 2020

GAME CHANGERS



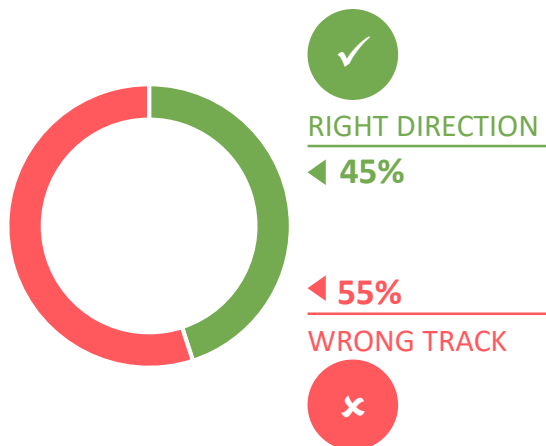
# WORLD SUMMARY: MAY 2020

The majority (55%) of people around the world think things in their country are on the wrong track.

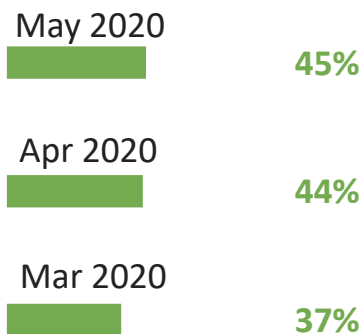
Coronavirus (COVID-19) still occupies the top spot for global concern with 55% highlighting it, down 8 points on last month.

Generally speaking, would you say things in this country are heading in the right direction, or are they off on the wrong track?

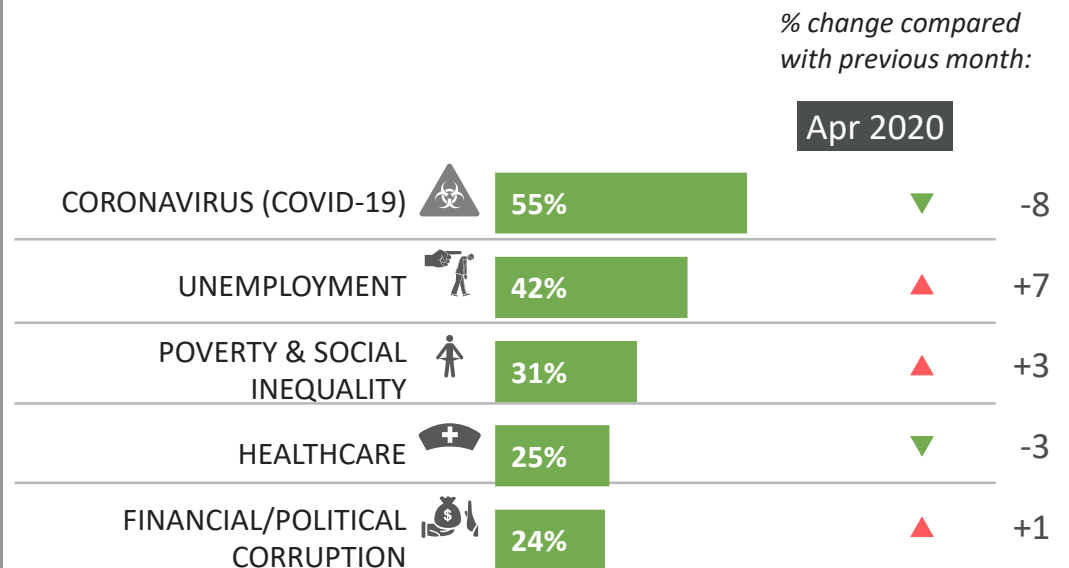
**RIGHT DIRECTION/  
WRONG TRACK**  
May 2020



**RIGHT DIRECTION**



Which three of the following topics do you find the most worrying in your country?\*



Base: Representative sample of British adults aged 16-74. c.18505 per month

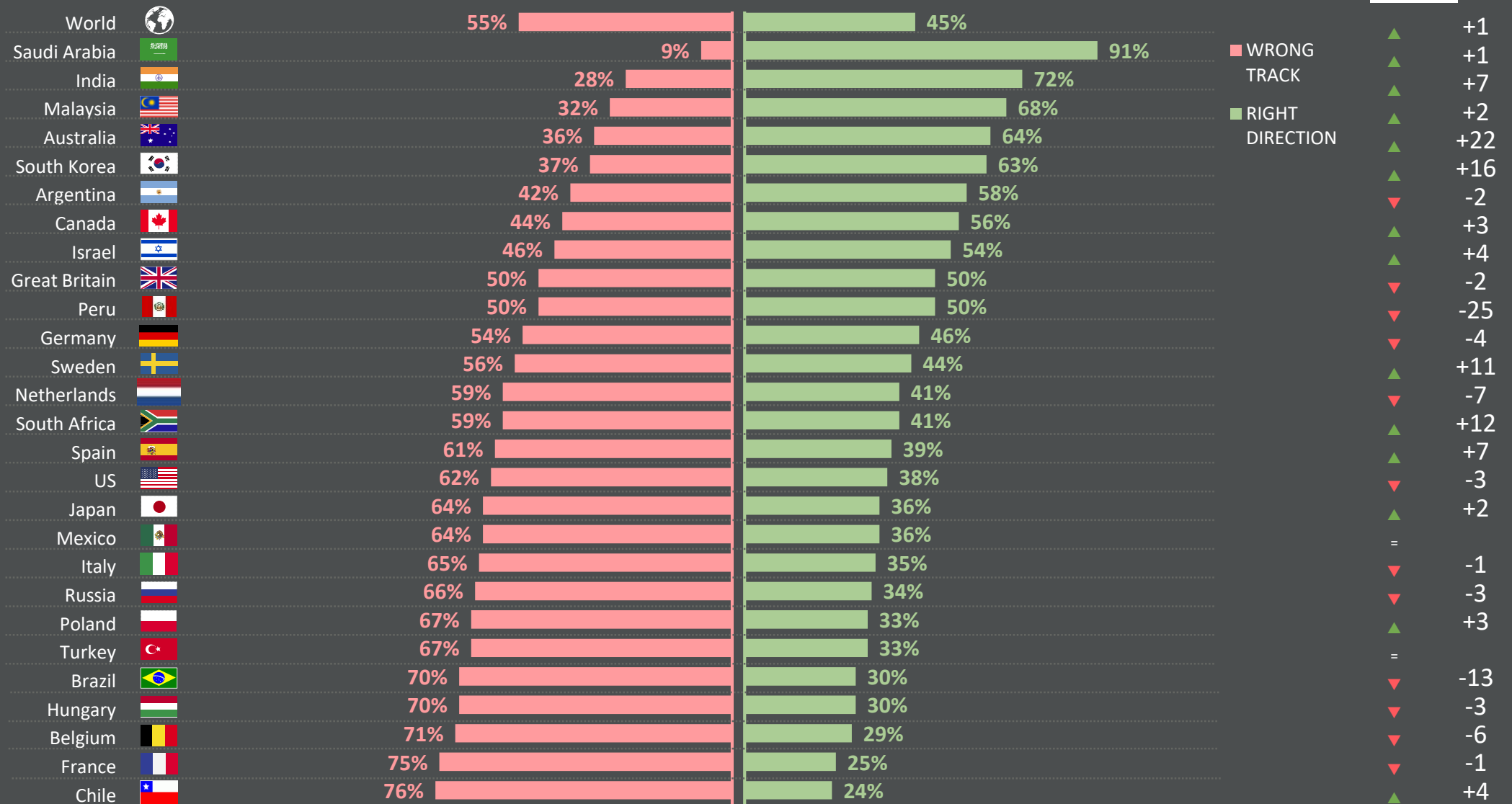
Source: Global Advisor

# COUNTRY COMPARISON

## RIGHT DIRECTION/WRONG TRACK

% change compared with previous month:

Apr 2020



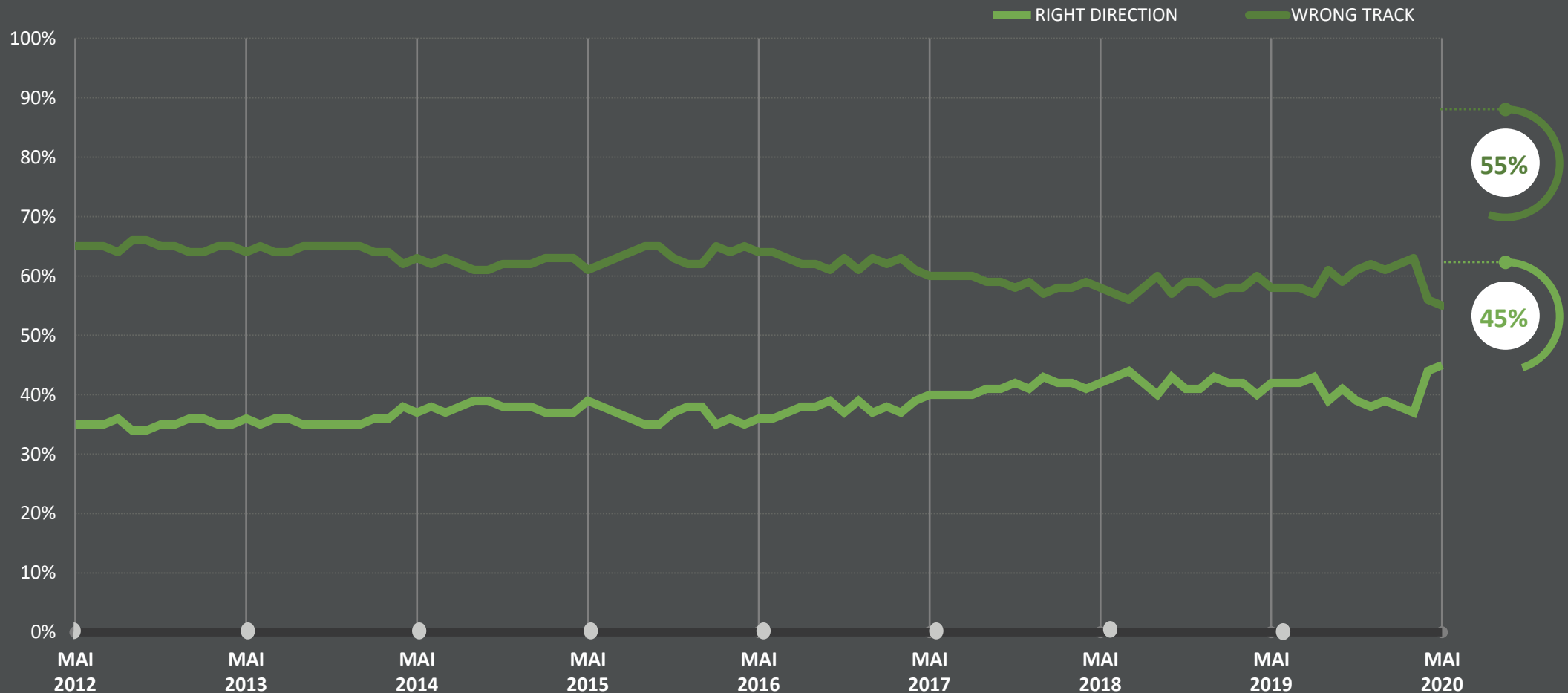
Base: Representative sample of 18,505 adults aged 16-74 in 27 participating countries, May24th 2020 - May 8th 2019.

Source: Global Advisor

World Worries the World | May 2020 | Public | © Ipsos 2020

# WORLD: RIGHT DIRECTION/ WRONG TRACK

Generally speaking, would you say things in this country are heading in the right direction, or are they off on the wrong track?



Base: Representative sample of British adults aged 16-74. c.18505 per month

Source: Global Advisor

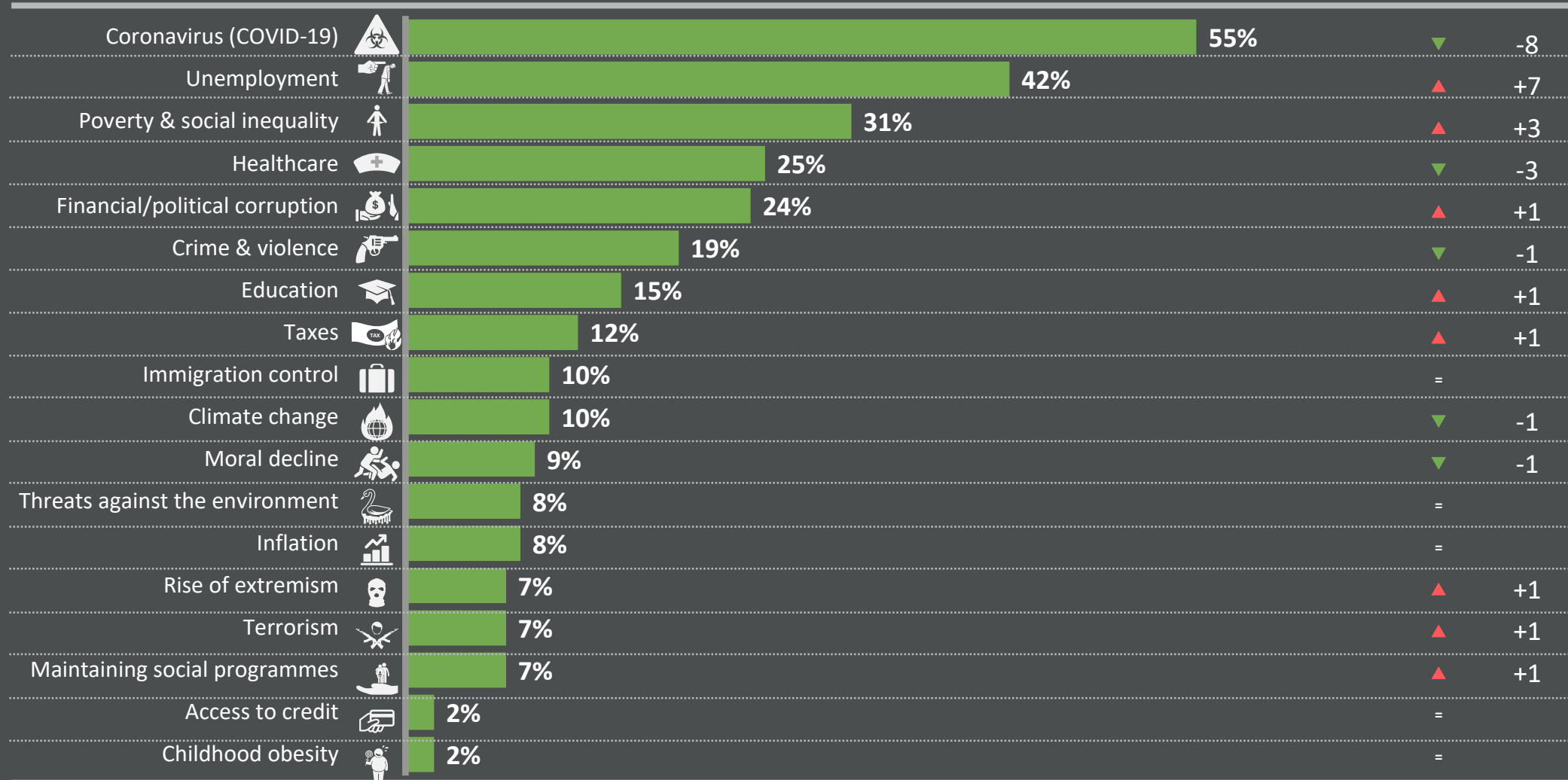
# WORLD WORRIES

Which three of the following topics do you find the most worrying in your country?

% change compared with previous month:

Mentioned in May 2020 (%)

Apr 2020



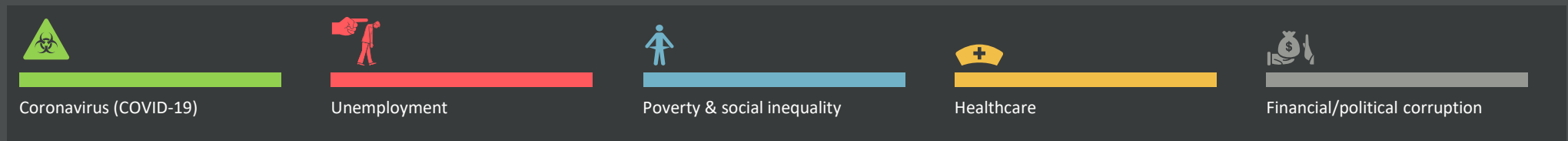
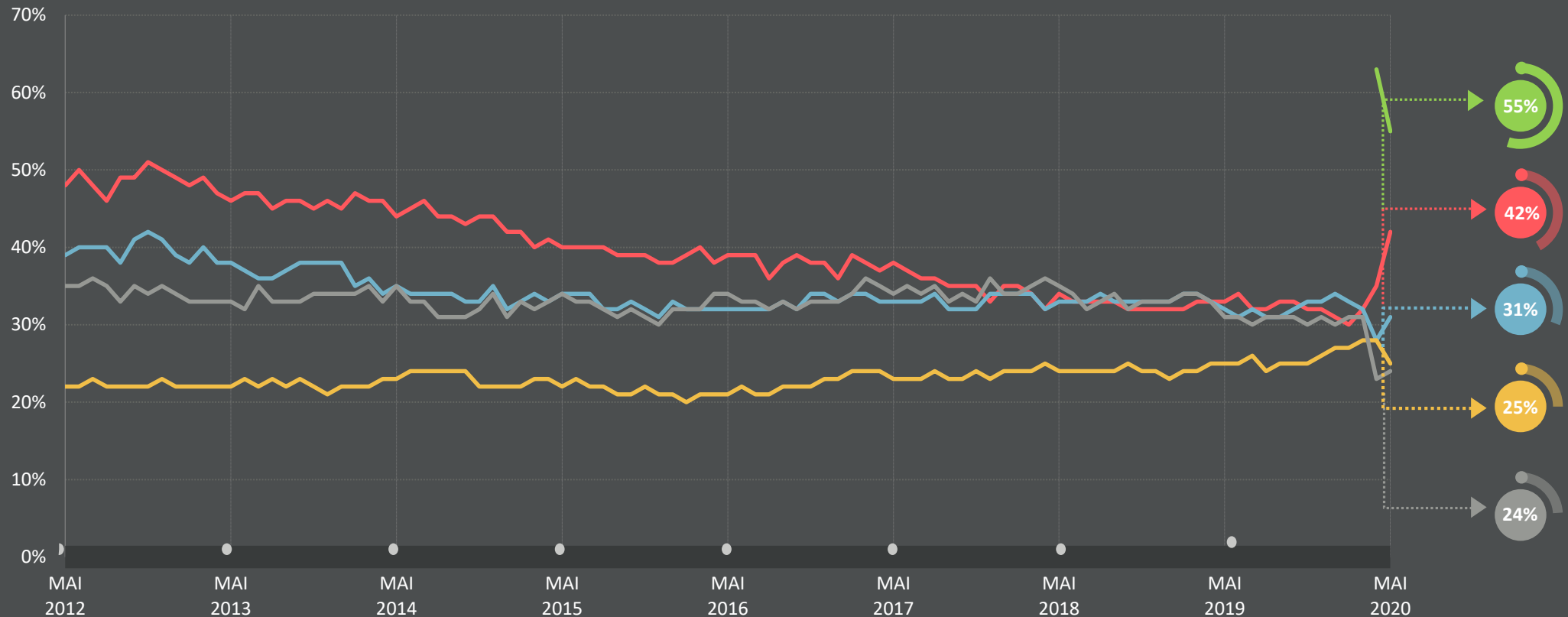
Base: Representative sample of adults aged 16-74. May 2020: 18,505; May2020: 18,505.

Source: Global Advisor

# THE WORLD'S CURRENT TOP 5 WORRIES:

## LONG-TERM TRENDS

Which three of the following topics do you find the most worrying in your country?



Base: Representative sample of adults aged 16-64, c.18,000-20,000 per month.

Source: Global Advisor

# WORLD WORRIES





























## 1 | CORONAVIRUS (COVID-19)

Which three of the following topics do you find the most worrying in your country?

% change compared  
with previous month:

(%) worried in May 2020 in each country

Apr 2020

WORLD		55%	▼	-8
MALAYSIA		74%	▼	-11
JAPAN		73%	▲	+1
GREAT BRITAIN		71%	▼	-6
SAUDI ARABIA		70%	▲	+7
PERU		69%	=	
INDIA		65%	▲	+3
NETHERLANDS		63%	▼	-9
SPAIN		63%	▼	-5
CANADA		62%	▼	-9
CHILE		61%	▼	-4
US		61%	▼	-8
AUSTRALIA		60%	▼	-14
ITALY		57%	▼	-11
BRAZIL		56%	▲	+4
BELGIUM		54%	▼	-5
FRANCE		54%	▼	-8
POLAND		54%	▼	-14
GERMANY		51%	▼	-10
SWEDEN		51%	▼	-6
MEXICO		48%	▼	-2
SOUTH AFRICA		46%	▼	-2
SOUTH KOREA		44%	▼	-15
ARGENTINA		40%	▼	-14
ISRAEL		39%	▼	-20
RUSSIA		34%	▲	+7
HUNGARY		32%	▼	-29
TURKEY		31%	▼	-28

Base: Representative sample of adults aged 16-74 in 27 participating countries. May 2020: 18,505; May2020: 18,505.

Source: Global Advisor

## WORLD WORRIES





























### 2 | UNEMPLOYMENT AND JOBS

Which three of the following topics do you find the most worrying in your country?

% change compared  
with previous month:

(%) worried in May 2020 in each country

Apr 2020

WORLD		42%	▲	+7
SPAIN		66%	▲	+6
ITALY		65%	▲	+9
SOUTH KOREA		64%	▲	+9
SOUTH AFRICA		60%	▲	+2
MALAYSIA		51%	▲	+8
AUSTRALIA		50%	▲	+2
CHILE		50%	▲	+4
MEXICO		50%	▲	+11
INDIA		49%	▲	+11
ARGENTINA		48%	▲	+11
TURKEY		45%	▲	+4
JAPAN		42%	▲	+18
CANADA		40%	▲	+4
RUSSIA		40%	▲	+6
SAUDI ARABIA		40%	▲	+11
US		40%	▲	+16
PERU		39%	▲	+9
ISRAEL		36%	▼	-3
BRAZIL		34%	▼	-5
FRANCE		32%	▲	+8
SWEDEN		32%	▲	+7
GREAT BRITAIN		29%	▲	+13
BELGIUM		26%	▲	+6
HUNGARY		26%	▼	-2
POLAND		25%	▲	+7
GERMANY		23%	▲	+7
NETHERLANDS		22%	▲	+3

Base: Representative sample of adults aged 16-74 in 27 participating countries. May 2020: 18,505; May2020: 18,505.

Source: Global Advisor



# WORLD WORRIES





























## 3 | POVERTY & SOCIAL INEQUALITY

Which three of the following topics do you find the most worrying in your country?

% change compared  
with previous month:

(%) worried in May 2020 in each country

Apr 2020

WORLD		31%	▲	+3
RUSSIA		61%	=	
CHILE		50%	▲	+4
HUNGARY		41%	▲	+7
TURKEY		41%	▲	+5
GERMANY		38%	▲	+5
SOUTH AFRICA		37%	▲	+8
MEXICO		36%	▲	+1
ARGENTINA		35%	▼	-1
BELGIUM		34%	▲	+5
FRANCE		33%	▲	+1
SOUTH KOREA		33%	▲	+5
BRAZIL		32%	=	
ITALY		32%	▲	+8
INDIA		31%	▲	+8
ISRAEL		31%	▲	+11
PERU		30%	▲	+1
JAPAN		27%	=	
MALAYSIA		26%	▲	+7
NETHERLANDS		26%	▲	+1
SPAIN		26%	▲	+5
GREAT BRITAIN		23%	▼	-1
CANADA		22%	▲	+3
POLAND		22%	▲	+4
AUSTRALIA		19%	▲	+2
SWEDEN		16%	▼	-4
SAUDI ARABIA		14%	=	
US		14%	=	

Base: Representative sample of adults aged 16-74 in 27 participating countries. May 2020: 18,505; May2020: 18,505.

Source: Global Advisor

# WORLD WORRIES





























## 4 | HEALTHCARE

Which three of the following topics do you find the most worrying in your country?

% change compared with previous month:

(%) worried in May 2020 in each country

Apr 2020

WORLD		25%	▼	-3
HUNGARY		59%	=	
POLAND		46%	▼	-5
BRAZIL		44%	▼	-2
CANADA		37%	▼	-1
GREAT BRITAIN		37%	▼	-6
NETHERLANDS		35%	▼	-2
SPAIN		33%	▼	-11
US		32%	▼	-8
RUSSIA		30%	=	
SWEDEN		27%	=	
BELGIUM		26%	▲	+5
CHILE		26%	▼	-1
JAPAN		26%	▲	+8
PERU		25%	▲	+6
AUSTRALIA		22%	▼	-9
INDIA		22%	▲	+6
FRANCE		21%	▼	-6
ISRAEL		21%	▼	-11
ITALY		16%	▼	-10
MEXICO		15%	▼	-4
SOUTH AFRICA		13%	▼	-6
SAUDI ARABIA		12%	▼	-1
ARGENTINA		11%	▼	-5
GERMANY		11%	▼	-10
MALAYSIA		11%	▼	-5
SOUTH KOREA		4%	▼	-2
TURKEY		3%	▼	-1

Base: Representative sample of adults aged 16-74 in 27 participating countries. May 2020: 18,505; May2020: 18,505.

Source: Global Advisor

## WORLD WORRIES





























### 5 | FINANCIAL/POLITICAL CORRUPTION

Which three of the following topics do you find the most worrying in your country?

% change compared  
with previous month:

(%) worried in May 2020 in each country

Apr 2020

WORLD		24%	▲	+1
HUNGARY		50%	▲	+12
RUSSIA		49%	▼	-2
SOUTH AFRICA		44%	=	
PERU		42%	▲	+3
MALAYSIA		39%	▲	+9
BRAZIL		35%	▲	+8
ISRAEL		35%	▲	+9
SOUTH KOREA		33%	=	
POLAND		31%	▲	+10
INDIA		28%	▼	-5
CHILE		27%	▼	-4
MEXICO		26%	▲	+3
SPAIN		25%	=	
ARGENTINA		23%	▼	-1
US		23%	▲	+4
TURKEY		21%	▲	+3
ITALY		17%	▲	+4
BELGIUM		16%	▼	-3
SAUDI ARABIA		16%	▼	-1
CANADA		13%	=	
JAPAN		13%	▼	-8
AUSTRALIA		12%	▲	+1
FRANCE		12%	=	
GERMANY		9%	▲	+3
GREAT BRITAIN		8%	▲	+1
NETHERLANDS		7%	=	
SWEDEN		6%	▲	+1

Base: Representative sample of adults aged 16-74 in 27 participating countries. May 2020: 18,505; May2020: 18,505.

Source: Global Advisor

# WORLD WORRIES





























## 6 | CRIME & VIOLENCE

Which three of the following topics do you find the most worrying in your country?

% change compared with previous month:

(%) worried in May 2020 in each country

Apr 2020

WORLD		19%	▼	-1
MEXICO		53%	▼	-3
SOUTH AFRICA		41%	▼	-7
SWEDEN		39%	▼	-2
ARGENTINA		35%	▲	+7
PERU		30%	▼	-15
BRAZIL		25%	▼	-3
CHILE		25%	▲	+7
AUSTRALIA		20%	▲	+7
INDIA		19%	▼	-5
GREAT BRITAIN		18%	▼	-3
MALAYSIA		18%	▼	-4
SOUTH KOREA		18%	▲	+1
GERMANY		17%	▼	-2
ISRAEL		17%	▲	+3
FRANCE		15%	▲	+2
NETHERLANDS		15%	▼	-1
TURKEY		15%	▼	-11
BELGIUM		13%	▼	-1
US		13%	▲	+2
CANADA		12%	▲	+2
ITALY		12%	=	
SAUDI ARABIA		10%	▼	-3
HUNGARY		8%	▲	+3
JAPAN		8%	▲	+2
SPAIN		8%	▲	+1
POLAND		5%	▼	-3
RUSSIA		4%	▼	-2

Base: Representative sample of adults aged 16-74 in 27 participating countries. May 2020: 18,505; May2020: 18,505.

Source: Global Advisor

# WORLD WORRIES





























## 7 | EDUCATION

Which three of the following topics do you find the most worrying in your country?

% change compared with previous month:

(%) worried in May 2020 in each country

Apr 2020

WORLD		15%	▲	+1
PERU		30%	▲	+5
ISRAEL		26%	▲	+3
ARGENTINA		24%	▲	+1
TURKEY		24%	▲	+3
MEXICO		22%	▼	-1
BRAZIL		21%	▼	-1
CHILE		21%	▼	-3
HUNGARY		20%	▲	+1
SOUTH AFRICA		20%	▲	+8
INDIA		16%	▲	+2
NETHERLANDS		16%	▲	+1
SAUDI ARABIA		15%	▼	-2
SPAIN		15%	▲	+2
RUSSIA		14%	=	
JAPAN		13%	▲	+4
FRANCE		12%	▲	+3
AUSTRALIA		11%	▲	+3
CANADA		10%	▼	-2
MALAYSIA		10%	▲	+1
US		10%	▲	+1
BELGIUM		9%	▼	-5
GREAT BRITAIN		9%	▲	+2
SOUTH KOREA		9%	▲	+3
GERMANY		8%	▼	-3
ITALY		8%	▲	+2
POLAND		8%	▲	+1
SWEDEN		3%	▼	-1

Base: Representative sample of adults aged 16-74 in 27 participating countries. May 2020: 18,505; May2020: 18,505.





























Source: Global Advisor

## Which three of the following topics do you find the most worrying in your country?

% change compared  
with previous month:

(% ) worried in May 2020 in each country

Apr 2020

WORLD		12%	▲	+1
BELGIUM		29%	▲	+6
ITALY		29%	▲	+2
CANADA		19%	▼	-1
FRANCE		18%	▲	+2
POLAND		18%	=	
ISRAEL		17%	▲	+7
TURKEY		17%	▲	+3
JAPAN		15%	▼	-3
SOUTH KOREA		15%	▲	+1
ARGENTINA		14%	▼	-1
RUSSIA		13%	▼	-3
SAUDI ARABIA		13%	▲	+3
US		11%	▲	+3
NETHERLANDS		10%	▼	-2
BRAZIL		9%	▼	-2
GERMANY		9%	▲	+2
SPAIN		9%	▼	-1
AUSTRALIA		8%	▲	+1
SWEDEN		8%	▲	+2
MEXICO		7%	▼	-1
SOUTH AFRICA		7%	▲	+2
GREAT BRITAIN		6%	▲	+1
HUNGARY		5%	▲	+3
MALAYSIA		4%	=	
PERU		4%	▲	+1
INDIA		3%	▼	-6
CHILE		2%	▼	-1

Base: Representative sample of adults aged 16-74 in 27 participating countries. May 2020: 18,505; May2020: 18,505.

Source: Global Advisor

# WORLD WORRIES





























## 9 | IMMIGRATION CONTROL

Which three of the following topics do you find the most worrying in your country?

% change compared  
with previous month:

(%) worried in May 2020 in each country

Apr 2020

WORLD		10%	=	
GERMANY		28%	=	
SWEDEN		25%	▲	+2
BELGIUM		18%	▼	-5
MALAYSIA		17%	▲	+12
GREAT BRITAIN		16%	▲	+2
US		16%	▼	-5
AUSTRALIA		15%	▲	+2
FRANCE		15%	=	
NETHERLANDS		15%	▲	+1
CANADA		13%	▼	-2
ITALY		13%	▼	-1
TURKEY		12%	▼	-1
ISRAEL		8%	▲	+3
CHILE		7%	▲	+3
SOUTH AFRICA		7%	=	
HUNGARY		5%	▼	-4
INDIA		5%	=	
PERU		5%	▼	-7
SAUDI ARABIA		5%	▲	+1
SPAIN		5%	▼	-2
JAPAN		4%	▼	-1
RUSSIA		3%	=	
ARGENTINA		2%	▼	-1
BRAZIL		1%	▼	-1
MEXICO		1%	=	
POLAND		1%	▼	-3
SOUTH KOREA		*	▼	-2

Base: Representative sample of adults aged 16-74 in 27 participating countries. May 2020: 18,505; May2020: 18,505.

Source: Global Advisor

## WORLD WORRIES





























### 10 | CLIMATE CHANGE

Which three of the following topics do you find the most worrying in your country?

% change compared  
with previous month:

(%) worried in May 2020 in each country

Apr 2020

WORLD		10%	▼	-1
AUSTRALIA		26%	▲	+1
GERMANY		25%	▲	+4
NETHERLANDS		23%	▲	+3
POLAND		22%	▲	+8
CANADA		21%	=	
GREAT BRITAIN		18%	=	
BELGIUM		16%	▼	-1
FRANCE		16%	▼	-6
US		15%	▼	-3
SAUDI ARABIA		14%	▼	-1
SWEDEN		14%	▼	-5
JAPAN		12%	▼	-5
SPAIN		9%	▼	-2
SOUTH KOREA		8%	▲	+1
HUNGARY		7%	▲	+3
ITALY		7%	▼	-3
INDIA		6%	▼	-5
CHILE		3%	▼	-3
MALAYSIA		3%	▼	-1
MEXICO		3%	▼	-5
SOUTH AFRICA		3%	▲	+1
TURKEY		3%	▲	+2
ARGENTINA		2%	=	
BRAZIL		2%	=	
PERU		2%	▼	-1
RUSSIA		2%	▼	-1
ISRAEL		1%	▼	-1

Base: Representative sample of adults aged 16-74 in 27 participating countries. May 2020: 18,505; May2020: 18,505.

Source: Global Advisor



# WORLD WORRIES





























## 11 | MORAL DECLINE

Which three of the following topics do you find the most worrying in your country?

% change compared with previous month:

(%) worried in May 2020 in each country

Apr 2020

WORLD		9%	▼	-1
US		16%	▲	+1
GERMANY		15%	▲	+1
SOUTH KOREA		15%	=	
ISRAEL		14%	▲	+3
JAPAN		14%	▼	-3
HUNGARY		13%	▲	+5
SAUDI ARABIA		13%	▲	+1
NETHERLANDS		13%	▲	+2
FRANCE		11%	=	
MALAYSIA		11%	▼	-2
POLAND		11%	▼	-4
TURKEY		11%	▲	+5
GREAT BRITAIN		10%	▼	-1
RUSSIA		10%	▲	+1
AUSTRALIA		9%	▲	+1
ARGENTINA		7%	=	
BELGIUM		7%	▼	-3
BRAZIL		7%	▲	+2
ITALY		7%	=	
CANADA		6%	▼	-2
INDIA		5%	▼	-2
PERU		5%	▼	-2
SOUTH AFRICA		5%	▼	-2
SPAIN		5%	▲	+1
SWEDEN		5%	▼	-5
CHILE		4%	▼	-1
MEXICO		3%	▼	-2

Base: Representative sample of adults aged 16-74 in 27 participating countries. May 2020: 18,505; May2020: 18,505.

Source: Global Advisor

## WORLD WORRIES





























### 12 | THREATS AGAINST THE ENVIRONMENT

Which three of the following topics do you find the most worrying in your country?

% change compared  
with previous month:

(%) worried in May 2020 in each country

Apr 2020

WORLD		8%	=	
FRANCE		17%	▼	-1
NETHERLANDS		15%	▲	+3
GERMANY		14%	▼	-1
POLAND		14%	=	
SWEDEN		14%	=	
AUSTRALIA		13%	▲	+1
CANADA		12%	▲	+3
BELGIUM		10%	▲	+2
GREAT BRITAIN		10%	=	
INDIA		10%	▼	-2
SOUTH KOREA		8%	▼	-1
US		8%	▲	+1
BRAZIL		7%	▲	+1
ITALY		7%	▲	+1
JAPAN		7%	▼	-2
RUSSIA		7%	▼	-2
CHILE		6%	▲	+1
MEXICO		6%	▼	-1
PERU		6%	▲	+1
HUNGARY		5%	▲	+2
ISRAEL		4%	▲	+1
MALAYSIA		4%	▼	-3
SAUDI ARABIA		4%	▼	-4
SPAIN		4%	▼	-1
TURKEY		4%	▲	+2
ARGENTINA		3%	▲	+1
SOUTH AFRICA		2%	▼	-1

Base: Representative sample of adults aged 16-74 in 27 participating countries. May 2020: 18,505; May2020: 18,505.

Source: Global Advisor

## WORLD WORRIES




























### 13 | INFLATION

Which three of the following topics do you find the most worrying in your country?

% change compared  
with previous month:

(%) worried in May 2020 in each country

Apr 2020

WORLD		8%	=	
ARGENTINA		44%	▲	+6
TURKEY		22%	▲	+4
POLAND		15%	=	
RUSSIA		15%	=	
MALAYSIA		14%	▲	+1
MEXICO		12%	=	
HUNGARY		10%	▲	+5
CANADA		9%	▲	+2
CHILE		8%	▲	+2
INDIA		8%	▼	-1
AUSTRALIA		7%	=	
SOUTH KOREA		7%	▼	-2
GERMANY		6%	=	
BRAZIL		5%	▼	-2
FRANCE		5%	▲	+1
JAPAN		5%	=	
PERU		5%	▲	+1
SAUDI ARABIA		5%	▼	-1
SOUTH AFRICA		5%	▲	+1
BELGIUM		4%	=	
GREAT BRITAIN		4%	▲	+2
ITALY		4%	=	
NETHERLANDS		3%	▲	+1
US		3%	▼	-1
ISRAEL		2%	=	
SPAIN		2%	=	
SWEDEN		2%	▼	-1

Base: Representative sample of adults aged 16-74 in 27 participating countries. May 2020: 18,505; May2020: 18,505.

Source: Global Advisor

## WORLD WORRIES





























### 14 | RISE OF EXTREMISM

Which three of the following topics do you find the most worrying in your country?

% change compared  
with previous month:

(%) worried in May 2020 in each country

Apr 2020

WORLD		7%	▲	+1
GERMANY		17%	▲	+4
SWEDEN		14%	▼	-1
BELGIUM		12%	▼	-2
NETHERLANDS		10%	▼	-1
SOUTH KOREA		10%	▲	+1
FRANCE		9%	=	
GREAT BRITAIN		9%	▲	+1
MALAYSIA		9%	▼	-2
US		9%	▼	-1
SPAIN		8%	▲	+1
TURKEY		8%	▲	+3
BRAZIL		7%	▲	+2
ISRAEL		7%	▼	-1
AUSTRALIA		6%	▲	+1
CANADA		6%	▲	+2
POLAND		6%	=	
INDIA		5%	▼	-5
ITALY		5%	▲	+2
HUNGARY		4%	▲	+1
CHILE		3%	▼	-1
SAUDI ARABIA		3%	=	
ARGENTINA		2%	=	
JAPAN		2%	=	
MEXICO		1%	=	
PERU		1%	=	
RUSSIA		1%	=	
SOUTH AFRICA		1%	▼	-1

Base: Representative sample of adults aged 16-74 in 27 participating countries. May 2020: 18,505; May2020: 18,505.

Source: Global Advisor

# WORLD WORRIES





























## 15 | TERRORISM

Which three of the following topics do you find the most worrying in your country?

% change compared  
with previous month:

(%) worried in May 2020 in each country

Apr 2020

WORLD		7%	▲	+1
TURKEY		27%	▲	+9
ISRAEL		26%	▼	-1
FRANCE		16%	▲	+3
SAUDI ARABIA		16%	=	
INDIA		14%	▲	+1
SWEDEN		10%	▲	+6
GERMANY		9%	=	
GREAT BRITAIN		9%	▼	-4
US		9%	▼	-2
BELGIUM		8%	▼	-2
NETHERLANDS		5%	▼	-1
AUSTRALIA		3%	▼	-2
MALAYSIA		3%	▼	-2
SPAIN		3%	▲	+1
CANADA		2%	=	
CHILE		2%	=	
ITALY		2%	=	
JAPAN		2%	=	
MEXICO		2%	▼	-1
PERU		2%	=	
ARGENTINA		1%	▲	+1
BRAZIL		1%	▼	-1
POLAND		1%	=	
RUSSIA		1%	▼	-1
SOUTH AFRICA		1%	=	
HUNGARY		*	=	
SOUTH KOREA		*	▼	-1

Base: Representative sample of adults aged 16-74 in 27 participating countries. May 2020: 18,505; May2020: 18,505.

Source: Global Advisor





























## 16 | MAINTAINING SOCIAL PROGRAMMES

Which three of the following topics do you find the most worrying in your country?

% change compared  
with previous month:

(%) worried in May 2020 in each country

Apr 2020

WORLD		7%	▲	+1
JAPAN		21%	=	
SWEDEN		20%	▲	+5
SOUTH KOREA		17%	▲	+2
GREAT BRITAIN		12%	▲	+3
POLAND		11%	▲	+1
NETHERLANDS		10%	▲	+3
SPAIN		10%	=	
AUSTRALIA		9%	▲	+2
ITALY		8%	▼	-2
ISRAEL		7%	▲	+1
MEXICO		7%	▲	+4
SAUDI ARABIA		7%	▲	+2
CANADA		6%	▲	+1
RUSSIA		6%	▼	-1
ARGENTINA		5%	▲	+1
BELGIUM		5%	=	
GERMANY		5%	▲	+1
US		5%	=	
FRANCE		4%	▲	+1
BRAZIL		3%	=	
CHILE		3%	=	
HUNGARY		3%	=	
INDIA		3%	▲	+1
MALAYSIA		3%	=	
PERU		2%	▲	+1
SOUTH AFRICA		2%	=	
TURKEY		2%	▲	+1

Base: Representative sample of adults aged 16-74 in 27 participating countries. May 2020: 18,505; May2020: 18,505.

Source: Global Advisor

# WORLD WORRIES

























































## 17 | ACCESS TO CREDIT

Which three of the following topics do you find the most worrying in your country?

% change compared  
with previous month:

(%) worried in May 2020 in each country

Apr 2020

WORLD		 2%	=	
BELGIUM		 4%	▲	+3
ITALY		 4%	=	
RUSSIA		 4%	=	
ISRAEL		 3%	▲	+1
SAUDI ARABIA		 3%	▲	+1
AUSTRALIA		 2%	▲	+1
FRANCE		 2%	▲	+1
GREAT BRITAIN		 2%	▲	+1
INDIA		 2%	=	
MEXICO		 2%	=	
PERU		 2%	▲	+1
SWEDEN		 2%	▲	+1
TURKEY		 2%	=	
ARGENTINA		 1%	▼	-1
BRAZIL		 1%	=	
CANADA		 1%	=	
CHILE		 1%	▼	-1
GERMANY		 1%	▼	-1
HUNGARY		 1%	▼	-3
JAPAN		 1%	▼	-1
MALAYSIA		 1%	▼	-2
POLAND		 1%	▼	-1
NETHERLANDS		 1%	▼	-1
SOUTH AFRICA		 1%	▼	-1
SOUTH KOREA		 1%	=	
SPAIN		 1%	=	
US		 1%	=	

Base: Representative sample of adults aged 16-74 in 27 participating countries. May 2020: 18,505; May2020: 18,505.

Source: Global Advisor

## WORLD WORRIES





























### 18 | CHILDHOOD OBESITY

Which three of the following topics do you find the most worrying in your country?

% change compared  
with previous month:

(%) worried in May 2020 in each country

Apr 2020

WORLD		2%	=	
SAUDI ARABIA		15%	▲	+7
NETHERLANDS		6%	▲	+2
MEXICO		5%	▲	+2
AUSTRALIA		3%	▲	+1
POLAND		3%	▼	-2
CANADA		2%	=	
GERMANY		2%	=	
GREAT BRITAIN		2%	=	
INDIA		2%	▲	+1
ISRAEL		2%	=	
ITALY		2%	▲	+1
SWEDEN		2%	=	
US		2%	▲	+1
BELGIUM		1%	▼	-1
BRAZIL		1%	=	
CHILE		1%	▼	-1
FRANCE		1%	=	
HUNGARY		1%	▼	-1
MALAYSIA		1%	▼	-1
PERU		1%	=	
RUSSIA		1%	=	
SOUTH AFRICA		1%	▲	+1
SOUTH KOREA		1%	=	
SPAIN		1%	=	
TURKEY		1%	▲	+1
ARGENTINA		*	▼	-1
JAPAN		*	=	

Base: Representative sample of adults aged 16-74 in 27 participating countries. May 2020: 18,505; May2020: 18,505.

Source: Global Advisor





## METHODOLOGY

## METHODOLOGY

The survey is conducted monthly in 27 countries around the world via the Ipsos Online Panel. The countries included are Argentina, Australia, Belgium, Brazil, Canada, Chile, France, Great Britain, Germany, Hungary, India, Israel, Italy, Japan, Malaysia, Mexico, Netherlands, Peru, Poland, Russia, Saudi Arabia, South Africa, South Korea, Spain, Sweden, Turkey and the United States of America.

For the results of the survey presented herein, an international sample of 18,505 adults aged 18-74 in the US, South Africa, Turkey, Israel and Canada, and age 16-74 in all other countries, were interviewed between April 24th 2020 and May 8th 2020. Approximately 1000+ individuals participated on a country by country basis via the Ipsos Online Panel.

The precision of Ipsos online polls are calculated using a credibility interval with a poll of 1,000 accurate to +/- 3.1 percentage points and of 500 accurate to +/- 4.5 percentage points. For more information on the Ipsos use of credibility intervals, please visit the Ipsos website.

Weighting has been employed to balance demographics and ensure that the sample's composition reflects that of the adult population according to the most recent country census data.

A survey with an unweighted probability sample of this size would have an estimated margin of error of +/- 3.1 percentage points for a sample of 1,000 and an estimated margin of error of +/- 4.5 percentage points for a 500 sample 19 times out of 20.

In 17 of the 27 countries surveyed internet penetration is sufficiently high to think of the samples as representative of the wider population within the age ranges covered: Argentina, Australia, Belgium, Canada, France, Germany, Hungary, Israel, Italy, Japan, Netherlands, Poland, South Korea, Spain, Sweden, Great Britain and United States.

Brazil, Chile, India, Malaysia, Mexico, Russia, Peru, Saudi Arabia, South Africa and Turkey have lower levels of internet penetration and so these samples should not be considered nationally representative, and instead be considered to represent a more affluent, connected population. These are still a vital social group to understand in these countries, representing an important and emerging middle class.



# APPENDIX

## FOR MORE INFORMATION

**Simon Atkinson**

Chief Knowledge Officer

✉ [simon.atkinson@ipsos.com](mailto:simon.atkinson@ipsos.com)

**Gideon Skinner**

Research Director

✉ [gideon.skinner@ipsos.com](mailto:gideon.skinner@ipsos.com)

**Teodros Gebrekal**

Researcher

✉ [teodros.gebrekal@ipsos.com](mailto:teodros.gebrekal@ipsos.com)