

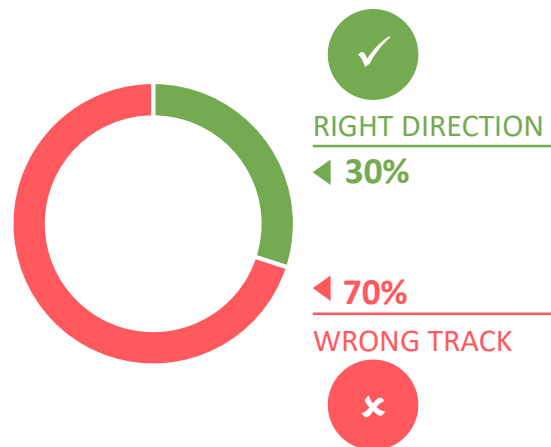
HUNGARY SUMMARY: MAY 2020

The majority (70%) of Hungarians think things in the country are on the wrong track.

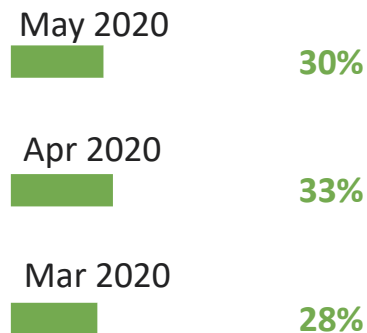
Healthcare currently occupies the top spot for concern with 59% saying this.

Generally speaking, would you say things in this country are heading in the right direction, or are they off on the wrong track?

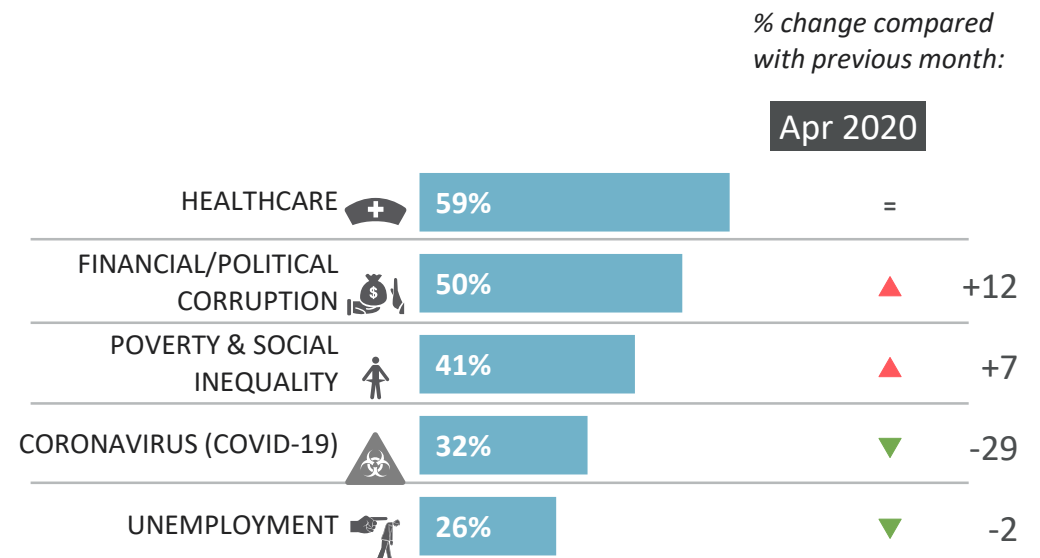
**RIGHT DIRECTION/
WRONG TRACK**
May 2020



RIGHT DIRECTION



Which three of the following topics do you find the most worrying in your country?



Base: Representative sample of Hungarian adults aged 16-74. c.500 per month

Source: Global Advisor

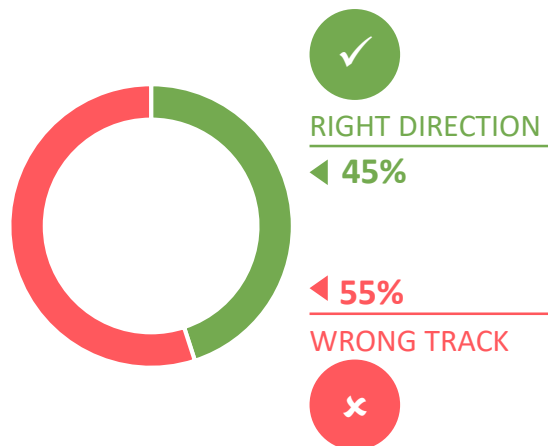
WORLD SUMMARY: MAY 2020

The majority (55%) of people around the world think things in their country are on the wrong track.

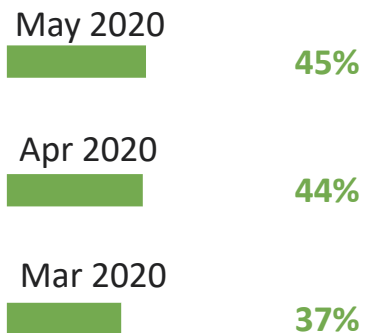
Coronavirus (COVID-19) currently occupies the top spot for global concern with 55% saying this.

Generally speaking, would you say things in this country are heading in the right direction, or are they off on the wrong track?

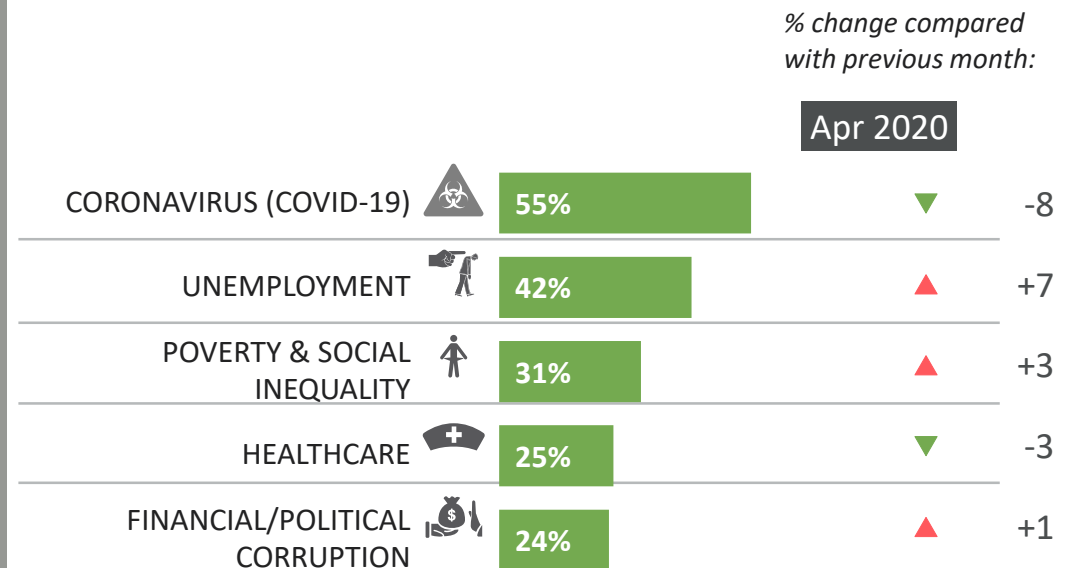
**RIGHT DIRECTION/
WRONG TRACK**
May 2020




RIGHT DIRECTION



Which three of the following topics do you find the most worrying in your country?*



Base: Representative sample of Hungarian adults aged 16-74. c.18505 per month
Source: Global Advisor



RIGHT

DIRECTION

WRONG

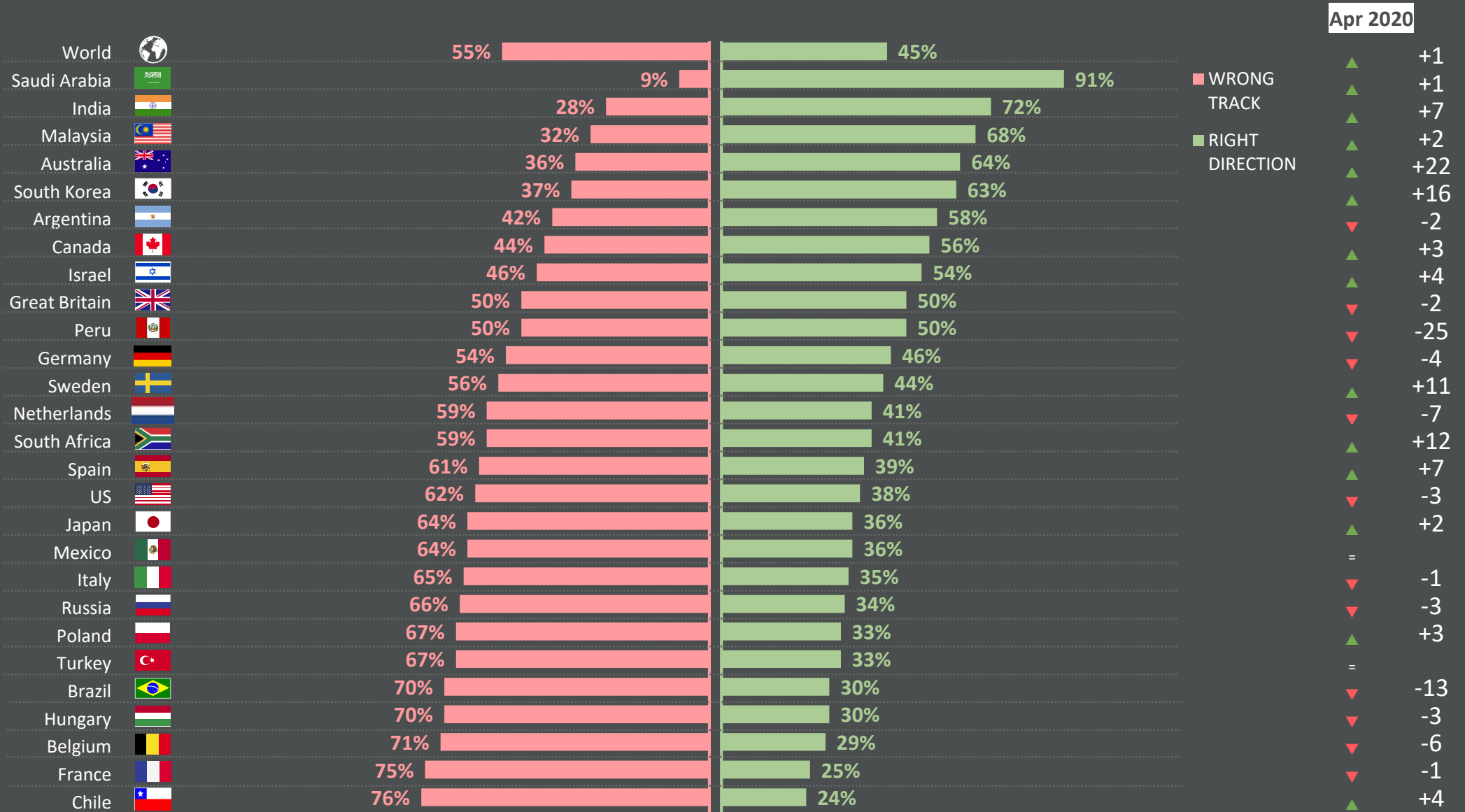
TRACK

- Country comparisons
- Trends over time: Hungary
- Trends over time: world

COUNTRY COMPARISON

RIGHT DIRECTION/WRONG TRACK

% change compared with previous month:

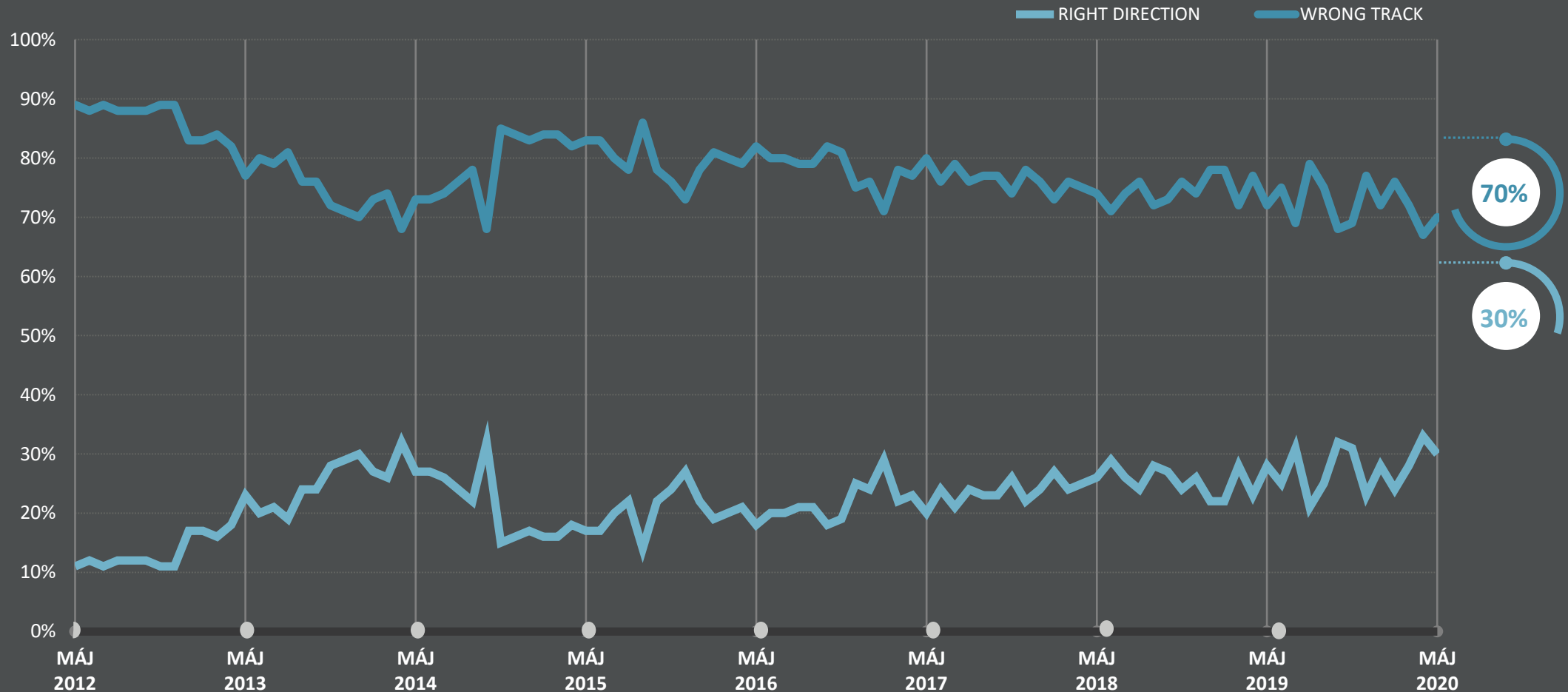


Base: Representative sample of 18,505 adults aged 16-74 in 27 participating countries, April 24th 2020 - May 8th 2019.

Source: Global Advisor

HUNGARY: RIGHT DIRECTION/ WRONG TRACK

Generally speaking, would you say things in this country are heading in the right direction, or are they off on the wrong track?

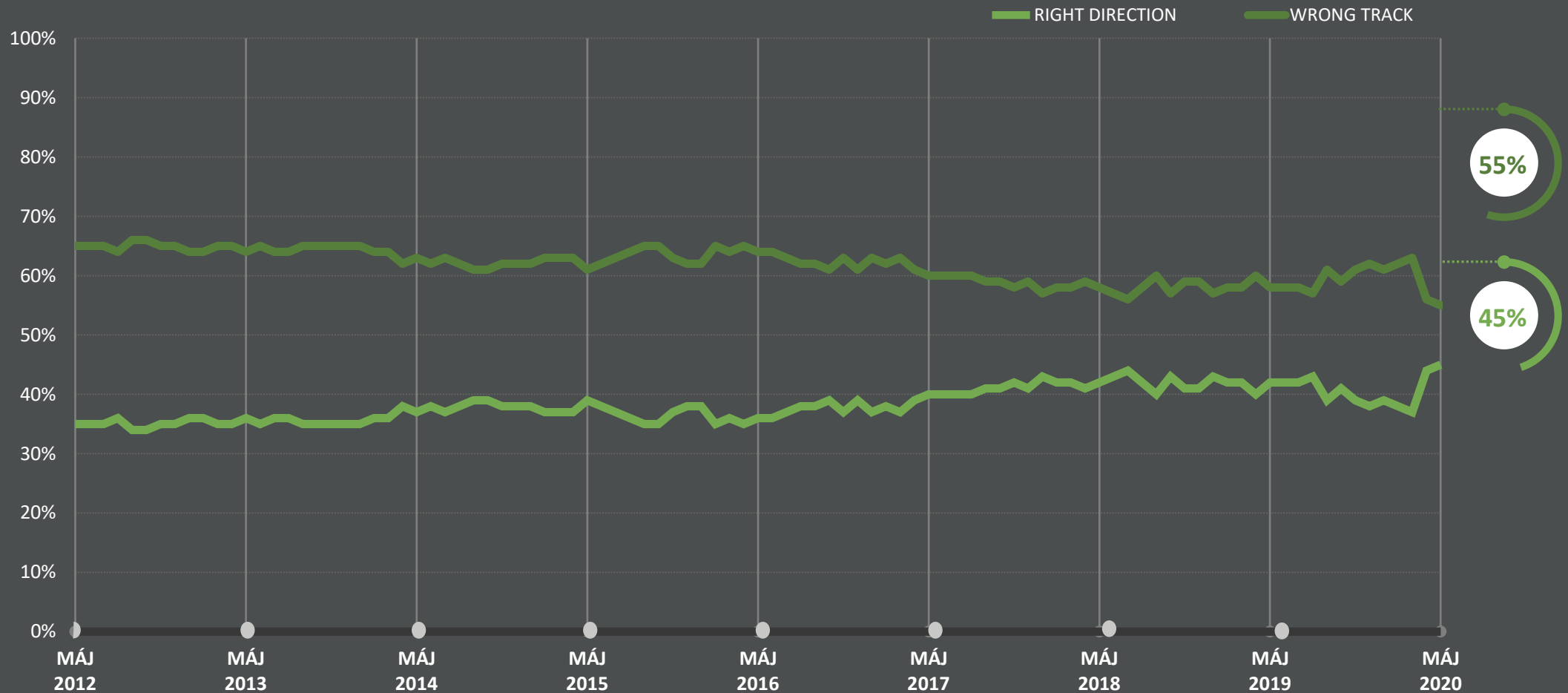


Base: Representative sample of Hungarian adults aged 16-74. c.500 per month

Source: Global Advisor

WORLD: RIGHT DIRECTION/ WRONG TRACK

Generally speaking, would you say things in this country are heading in the right direction, or are they off on the wrong track?



Base: Representative sample of Hungarian adults aged 16-74. c.18505 per month

Source: Global Advisor



HUNGARY'S

WORRIES

- Hungary's top worries
- World's top worries
- Trends over time for worries: Hungary & world

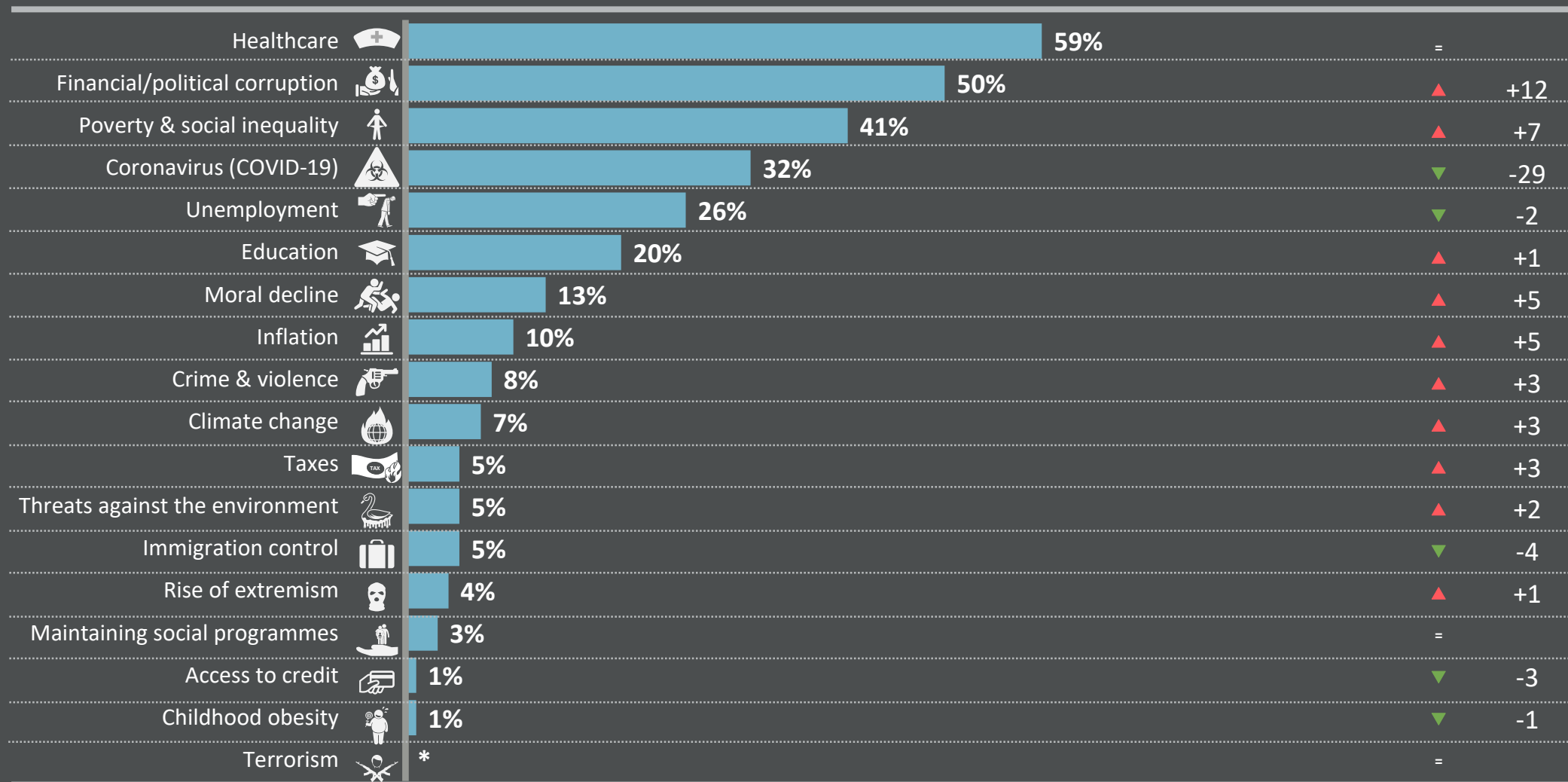
HUNGARY'S WORRIES

Which three of the following topics do you find the most worrying in your country?

% change compared with previous month:

Mentioned in May 2020 (%)

Apr 2020



Base: Representative sample of Hungarian adults aged 16-74. May 2020: 501; April 2020: 500.

Source: Global Advisor

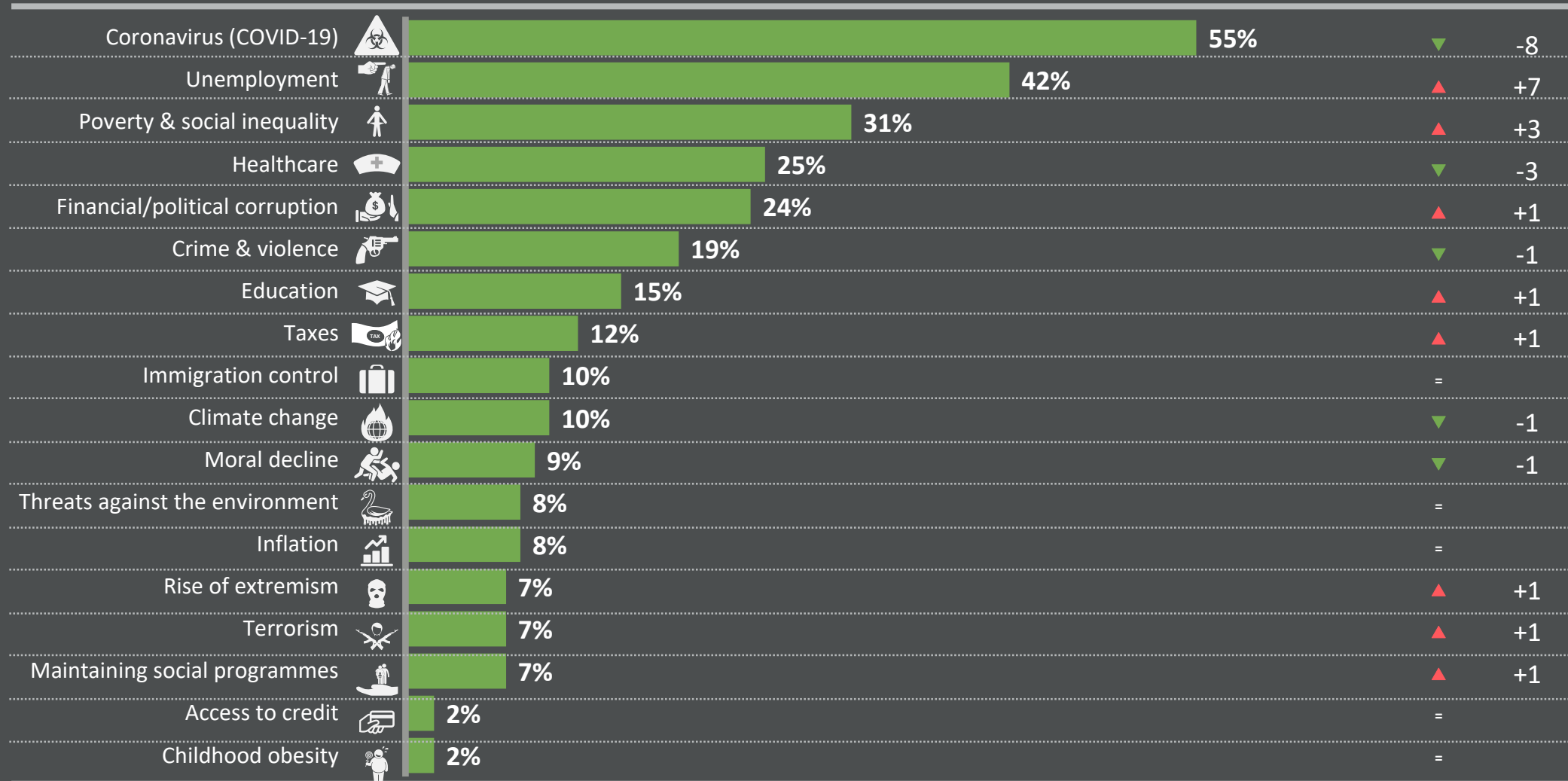
WORLD WORRIES

Which three of the following topics do you find the most worrying in your country?

% change compared with previous month:

Mentioned in May 2020 (%)

Apr 2020



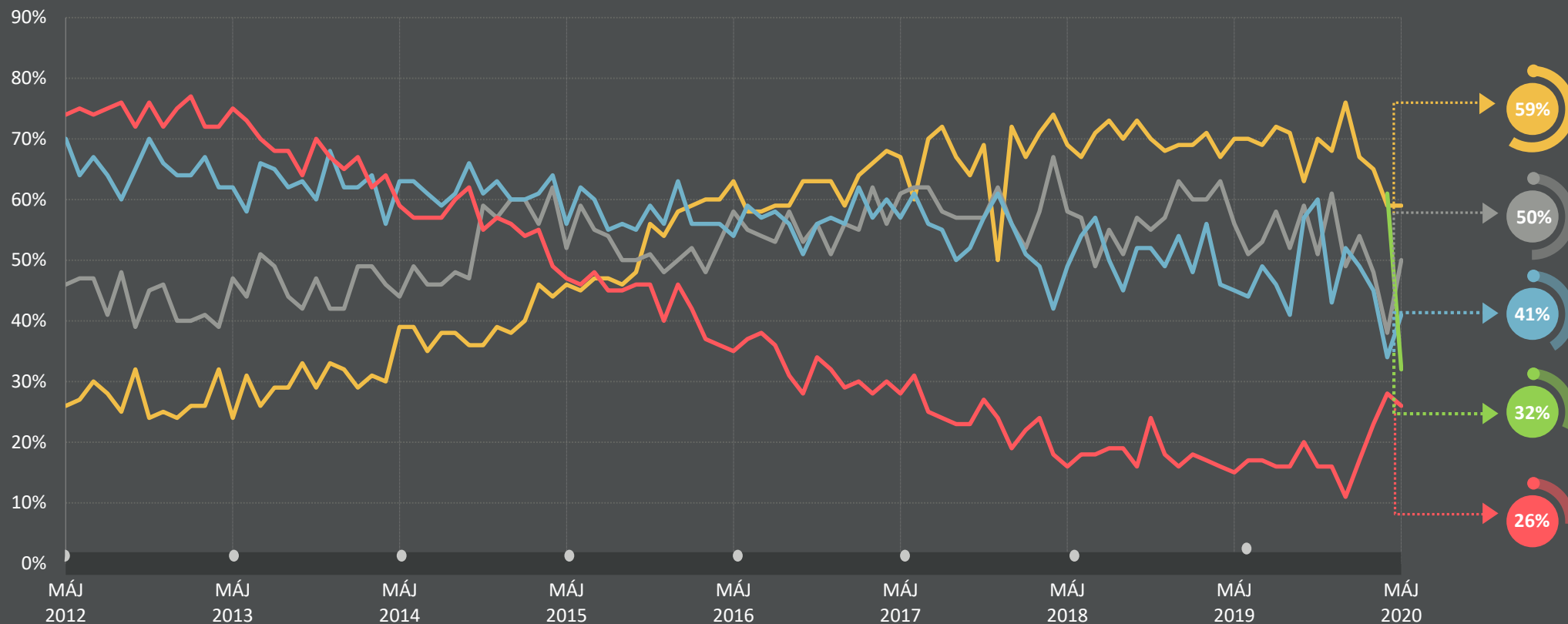
Base: Representative sample of adults aged 16-74. May 2020: 18,505; April 2020: 18,505.


Source: Global Advisor

HUNGARY'S CURRENT TOP 5 WORRIES:


LONG-TERM TRENDS

Which three of the following topics do you find the most worrying in your country?







Healthcare




Financial/political corruption



Poverty & social inequality



Coronavirus (COVID-19)



Unemployment

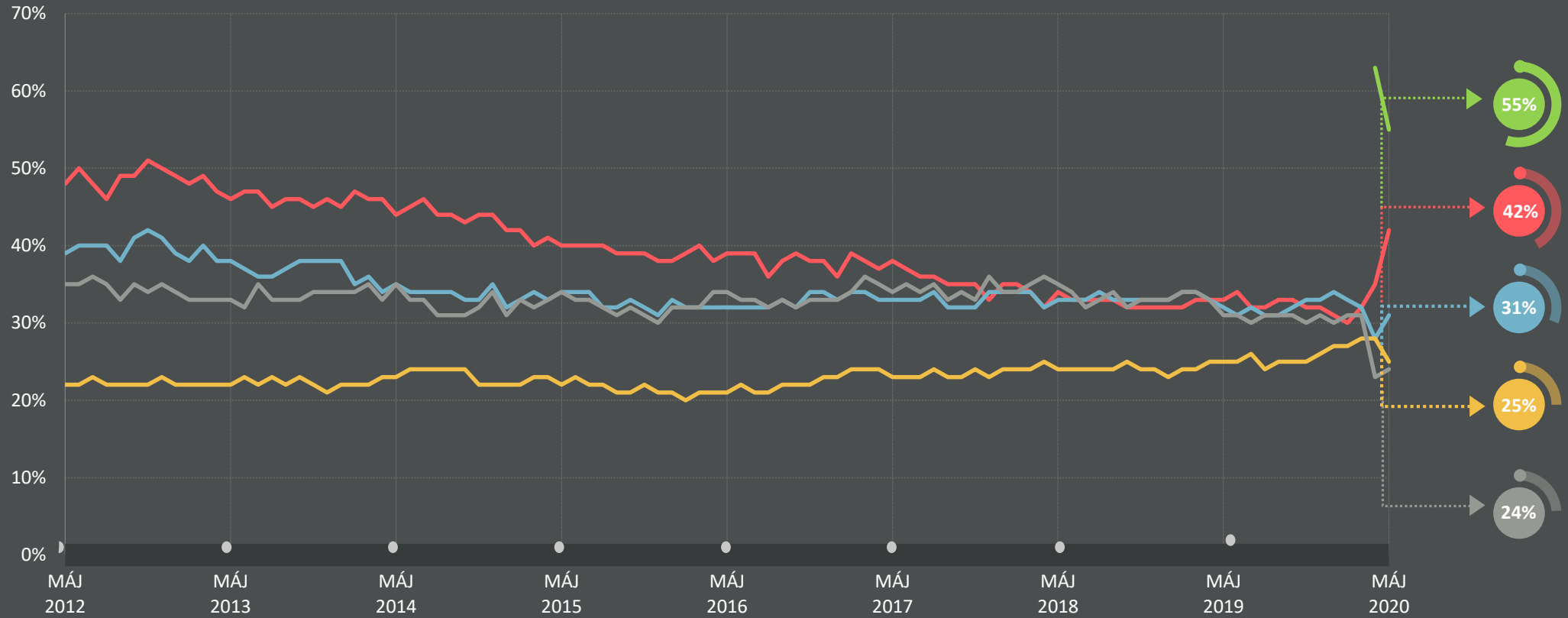
Base: Representative sample of Hungarian adults aged 16-74. c.500 per month


Source: Global Advisor

THE WORLD'S CURRENT TOP 5 WORRIES:


LONG-TERM TRENDS

Which three of the following topics do you find the most worrying in your country?







Coronavirus (COVID-19)



Unemployment



Poverty & social inequality



Healthcare



Financial/political corruption

Base: Representative sample of adults aged 16-64, c.18,000-20,000 per month.

Source: Global Advisor

WORLD WORRIES

COUNTRY COMPARISON



- Top concern by country
- Top 3 concerns by country
- Country comparison of Hungary's top 5 concerns

1 | HEALTHCARE

Which three of the following topics do you find the most worrying in your country?

% change compared with previous month:

(%) worried in May 2020 in each country

Apr 2020

Country	May 2020 (%)	Apr 2020 (%)	% change
WORLD	25%		-3
HUNGARY	59%		=
POLAND	46%		-5
BRAZIL	44%		-2
CANADA	37%		-1
GREAT BRITAIN	37%		-6
NETHERLANDS	35%		-2
SPAIN	33%		-11
US	32%		-8
RUSSIA	30%		=
SWEDEN	27%		=
BELGIUM	26%		+5
CHILE	26%		-1
JAPAN	26%		+8
PERU	25%		+6
AUSTRALIA	22%		-9
INDIA	22%		+6
FRANCE	21%		-6
ISRAEL	21%		-11
ITALY	16%		-10
MEXICO	15%		-4
SOUTH AFRICA	13%		-6
SAUDI ARABIA	12%		-1
ARGENTINA	11%		-5
GERMANY	11%		-10
MALAYSIA	11%		-5
SOUTH KOREA	4%		-2
TURKEY	3%		-1

Base: Representative sample of adults aged 16-74 in 27 participating countries. May 2020: 18,505; April 2020: 18,505.

Source: Global Advisor

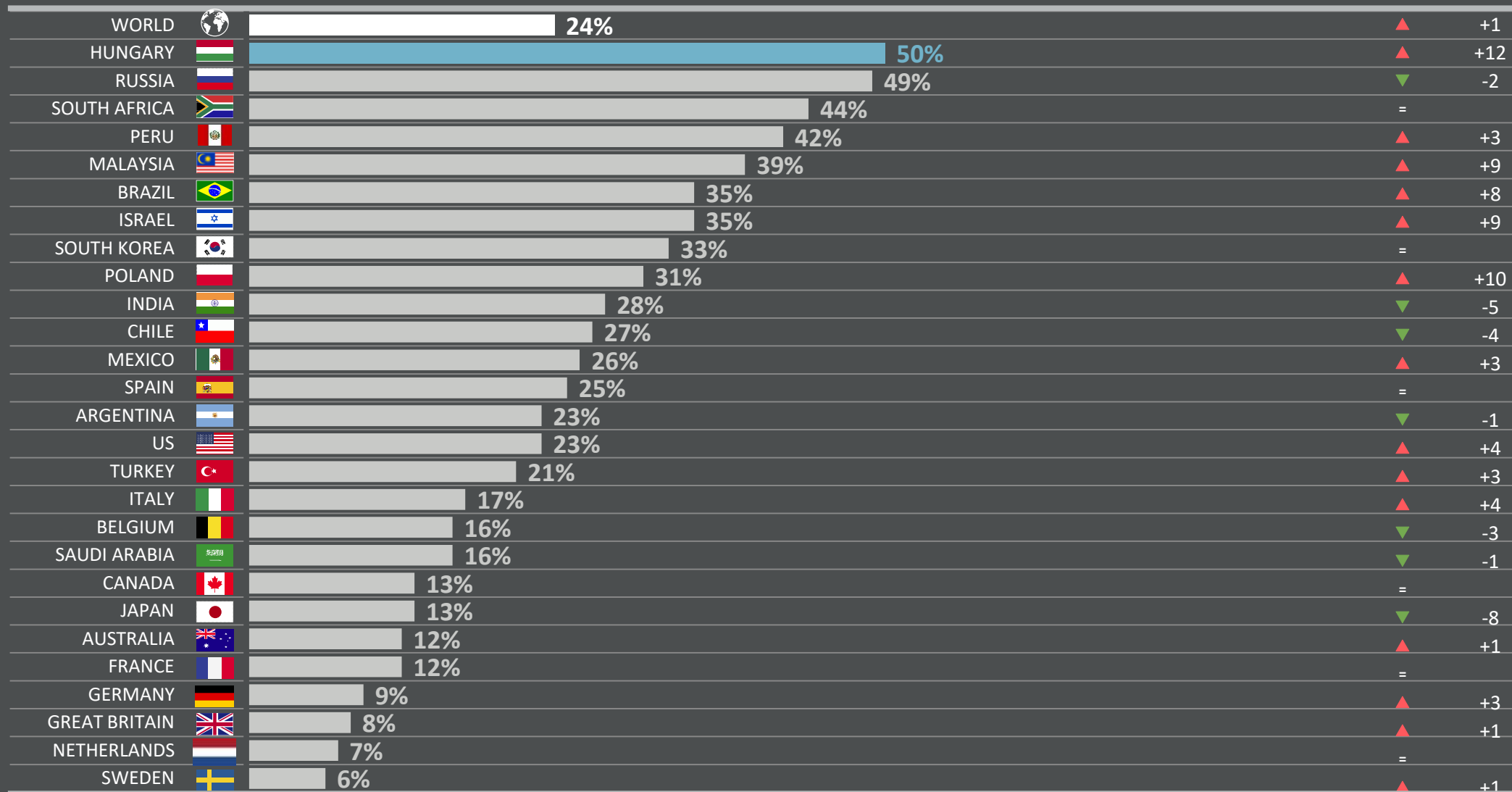
2 | FINANCIAL/POLITICAL CORRUPTION

Which three of the following topics do you find the most worrying in your country?

% change compared with previous month:

(%) worried in May 2020 in each country

Apr 2020



Base: Representative sample of adults aged 16-74 in 27 participating countries. May 2020: 18,505; April 2020: 18,505.

Source: Global Advisor

3 | POVERTY & SOCIAL INEQUALITY

Which three of the following topics do you find the most worrying in your country?

% change compared with previous month:

(%) worried in May 2020 in each country

Apr 2020

Country	May 2020 (%)	Apr 2020 (%)	% change
WORLD	31%		+3
RUSSIA	61%		=
CHILE	50%		+4
HUNGARY	41%		+7
TURKEY	41%		+5
GERMANY	38%		+5
SOUTH AFRICA	37%		+8
MEXICO	36%		+1
ARGENTINA	35%		-1
BELGIUM	34%		+5
FRANCE	33%		+1
SOUTH KOREA	33%		+5
BRAZIL	32%		=
ITALY	32%		+8
INDIA	31%		+8
ISRAEL	31%		+11
PERU	30%		+1
JAPAN	27%		=
MALAYSIA	26%		+7
NETHERLANDS	26%		+1
SPAIN	26%		+5
GREAT BRITAIN	23%		-1
CANADA	22%		+3
POLAND	22%		+4
AUSTRALIA	19%		+2
SWEDEN	16%		-4
SAUDI ARABIA	14%		=
US	14%		=

Base: Representative sample of adults aged 16-74 in 27 participating countries. May 2020: 18,505; April 2020: 18,505.

Source: Global Advisor

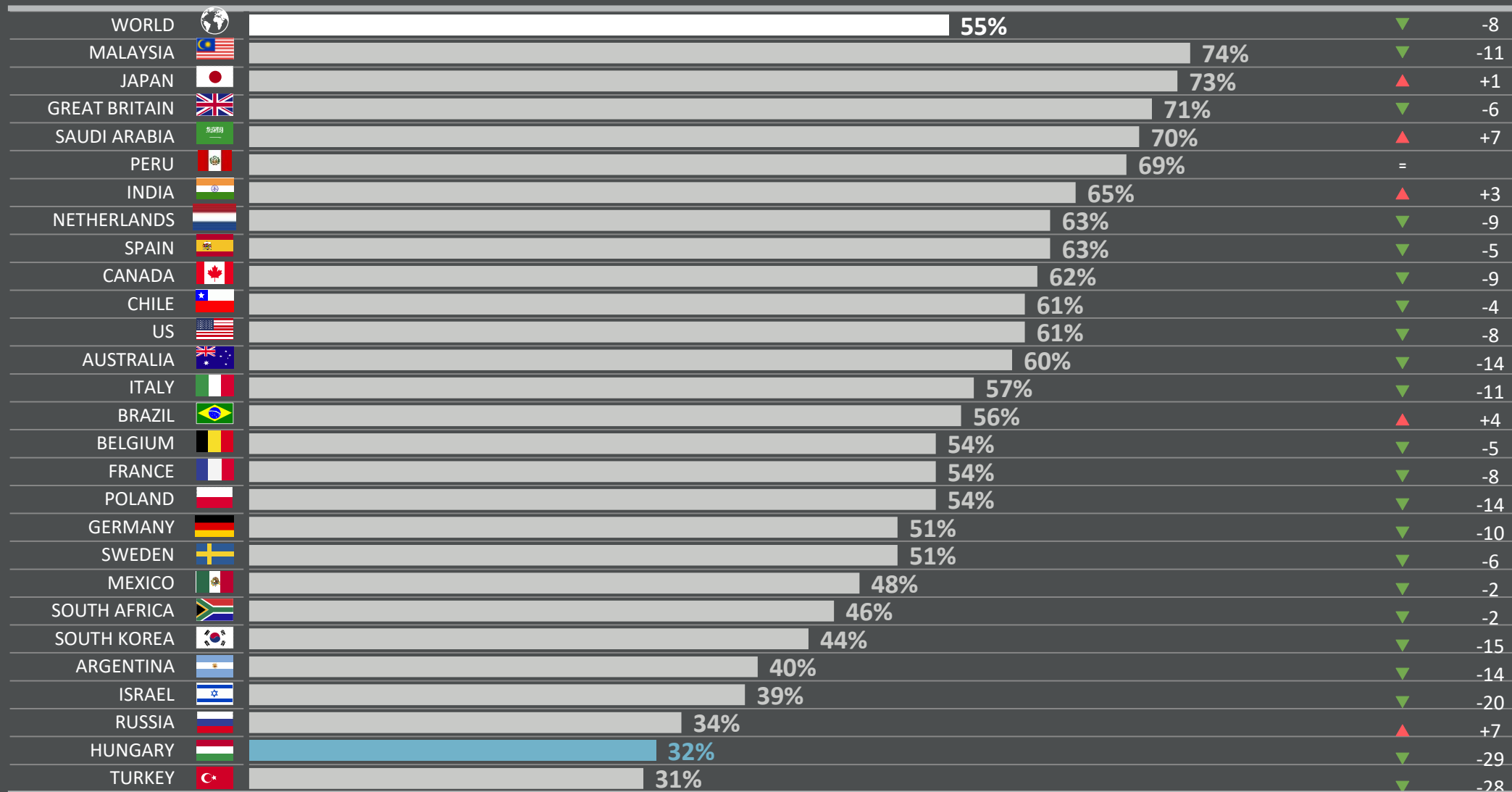
4 | CORONAVIRUS (COVID-19)

Which three of the following topics do you find the most worrying in your country?

% change compared with previous month:

(%) worried in May 2020 in each country

Apr 2020



Base: Representative sample of adults aged 16-74 in 27 participating countries. May 2020: 18,505; April 2020: 18,505.

Source: Global Advisor

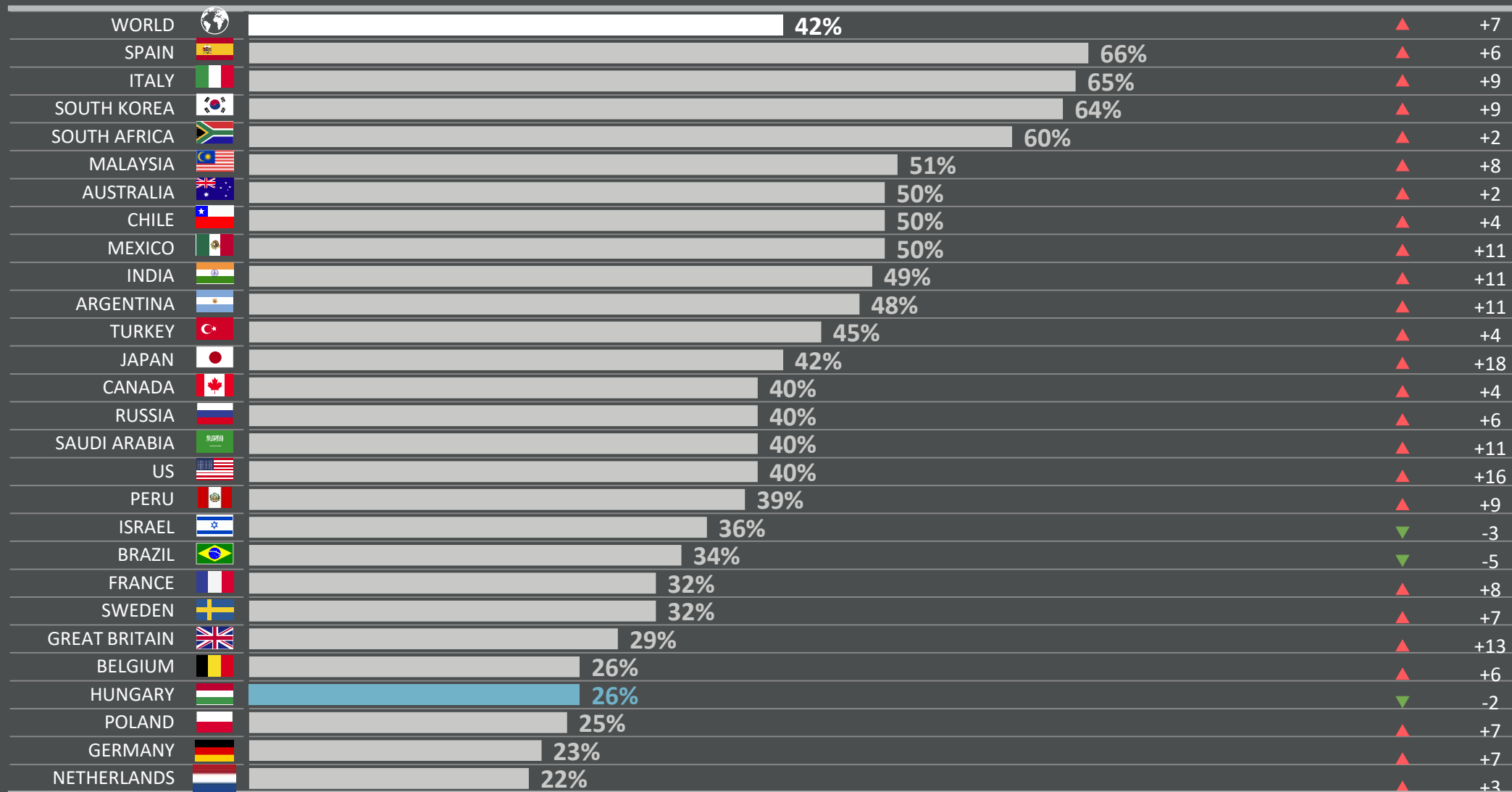
5 | UNEMPLOYMENT AND JOBS

Which three of the following topics do you find the most worrying in your country?

% change compared with previous month:

(%) worried in May 2020 in each country

Apr 2020



Base: Representative sample of adults aged 16-74 in 27 participating countries. May 2020: 18,505; April 2020: 18,505.

Source: Global Advisor

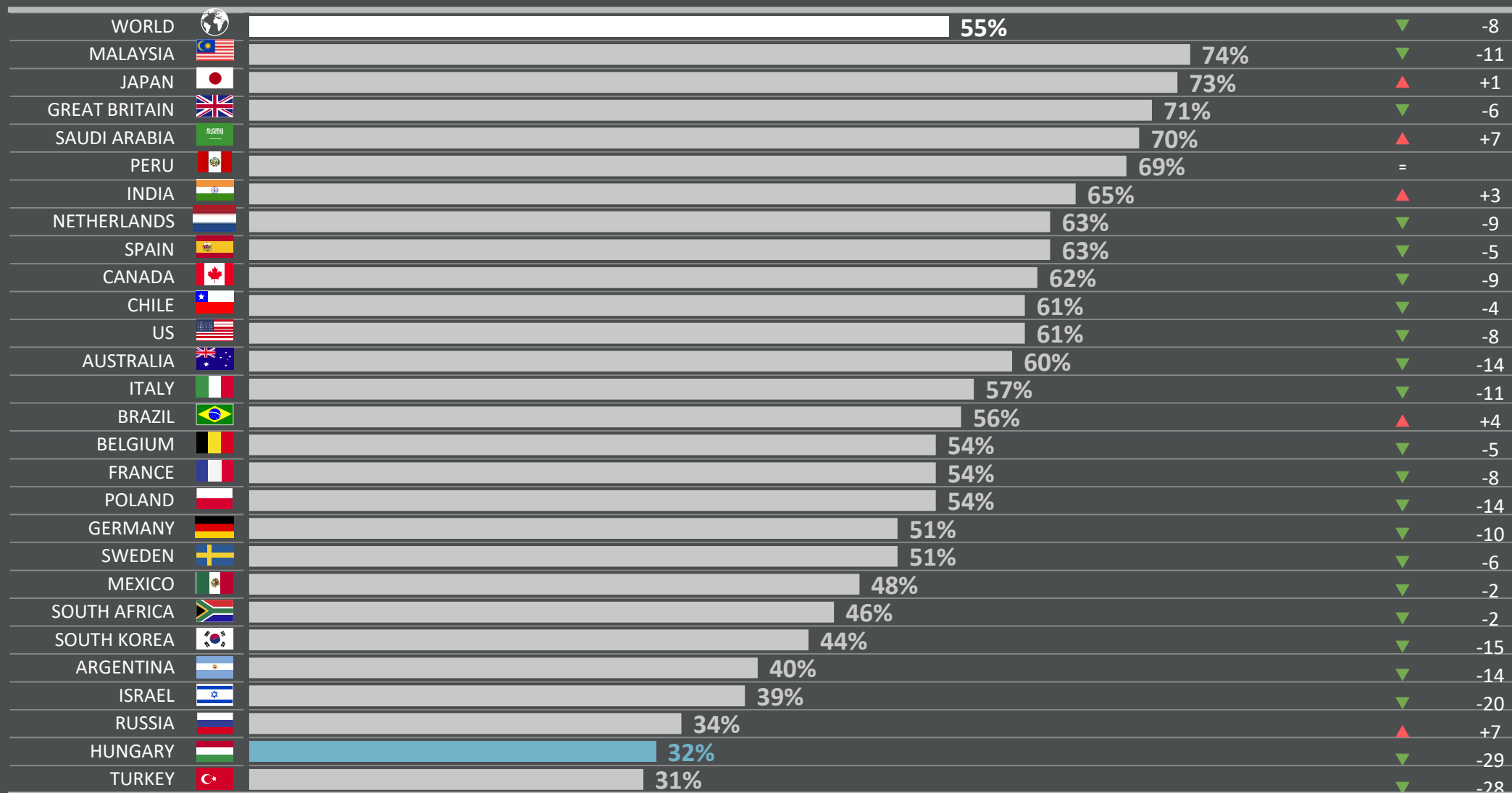
1 | CORONAVIRUS (COVID-19)

Which three of the following topics do you find the most worrying in your country?

% change compared with previous month:

(%) worried in May 2020 in each country

Apr 2020



Base: Representative sample of adults aged 16-74 in 27 participating countries. May 2020: 18,505; April 2020: 18,505.

Source: Global Advisor

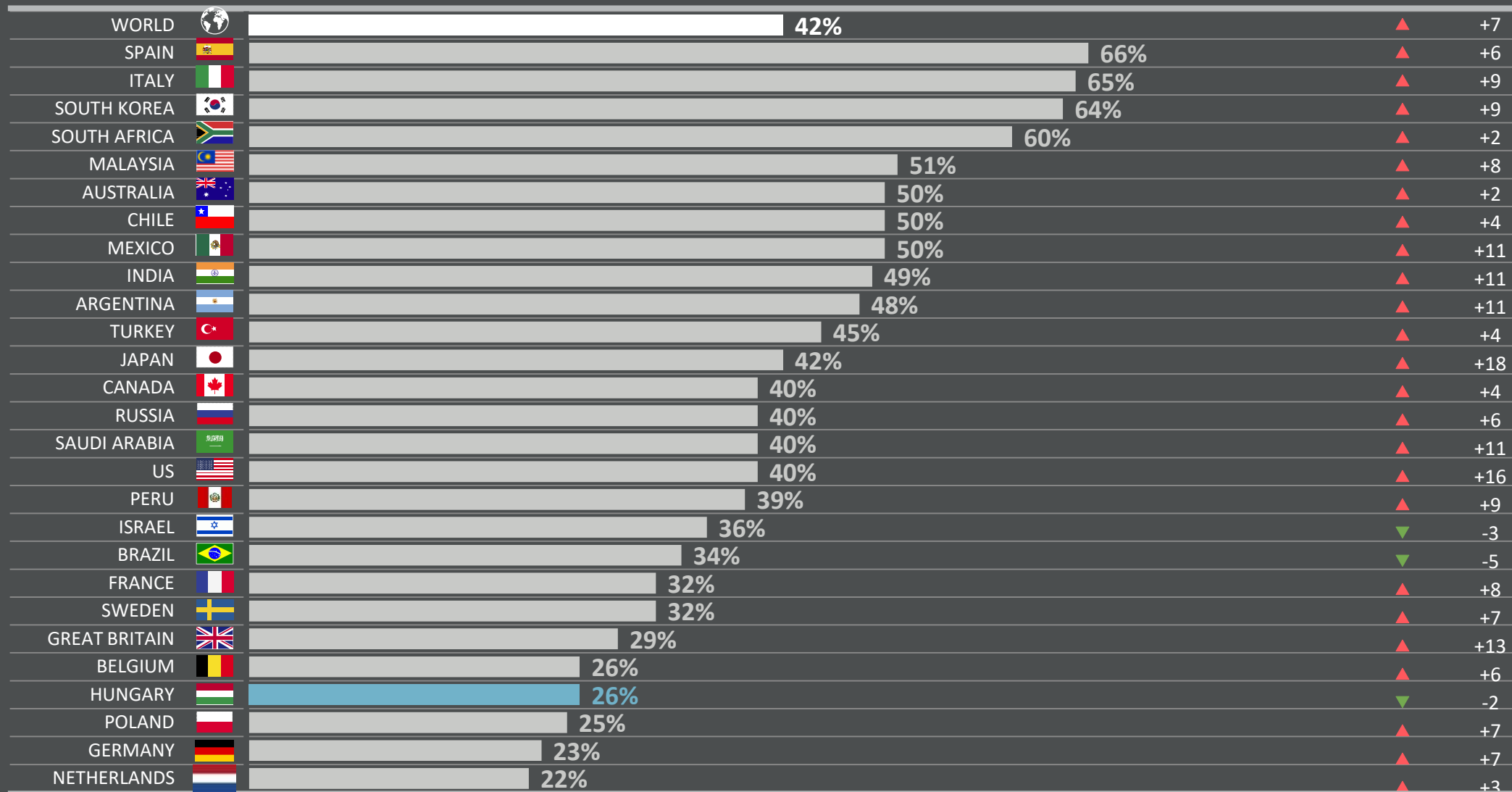
2 | UNEMPLOYMENT AND JOBS

Which three of the following topics do you find the most worrying in your country?

% change compared with previous month:

(%) worried in May 2020 in each country

Apr 2020



Base: Representative sample of adults aged 16-74 in 27 participating countries. May 2020: 18,505; April 2020: 18,505.

Source: Global Advisor

3 | POVERTY & SOCIAL INEQUALITY

Which three of the following topics do you find the most worrying in your country?

% change compared with previous month:

(%) worried in May 2020 in each country

Apr 2020

Country	May 2020 (%)	Apr 2020 (%)	% change
WORLD	31%		+3
RUSSIA	61%		=
CHILE	50%		+4
HUNGARY	41%		+7
TURKEY	41%		+5
GERMANY	38%		+5
SOUTH AFRICA	37%		+8
MEXICO	36%		+1
ARGENTINA	35%		-1
BELGIUM	34%		+5
FRANCE	33%		+1
SOUTH KOREA	33%		+5
BRAZIL	32%		=
ITALY	32%		+8
INDIA	31%		+8
ISRAEL	31%		+11
PERU	30%		+1
JAPAN	27%		=
MALAYSIA	26%		+7
NETHERLANDS	26%		+1
SPAIN	26%		+5
GREAT BRITAIN	23%		-1
CANADA	22%		+3
POLAND	22%		+4
AUSTRALIA	19%		+2
SWEDEN	16%		-4
SAUDI ARABIA	14%		=
US	14%		=

Base: Representative sample of adults aged 16-74 in 27 participating countries. May 2020: 18,505; April 2020: 18,505.

Source: Global Advisor

4 | HEALTHCARE

Which three of the following topics do you find the most worrying in your country?

% change compared with previous month:

(%) worried in May 2020 in each country

Apr 2020

Country	May 2020 (%)	Apr 2020 (%)	% change
WORLD	25%		-3
HUNGARY	59%		=
POLAND	46%		-5
BRAZIL	44%		-2
CANADA	37%		-1
GREAT BRITAIN	37%		-6
NETHERLANDS	35%		-2
SPAIN	33%		-11
US	32%		-8
RUSSIA	30%		=
SWEDEN	27%		=
BELGIUM	26%		+5
CHILE	26%		-1
JAPAN	26%		+8
PERU	25%		+6
AUSTRALIA	22%		-9
INDIA	22%		+6
FRANCE	21%		-6
ISRAEL	21%		-11
ITALY	16%		-10
MEXICO	15%		-4
SOUTH AFRICA	13%		-6
SAUDI ARABIA	12%		-1
ARGENTINA	11%		-5
GERMANY	11%		-10
MALAYSIA	11%		-5
SOUTH KOREA	4%		-2
TURKEY	3%		-1

Base: Representative sample of adults aged 16-74 in 27 participating countries. May 2020: 18,505; April 2020: 18,505.

Source: Global Advisor

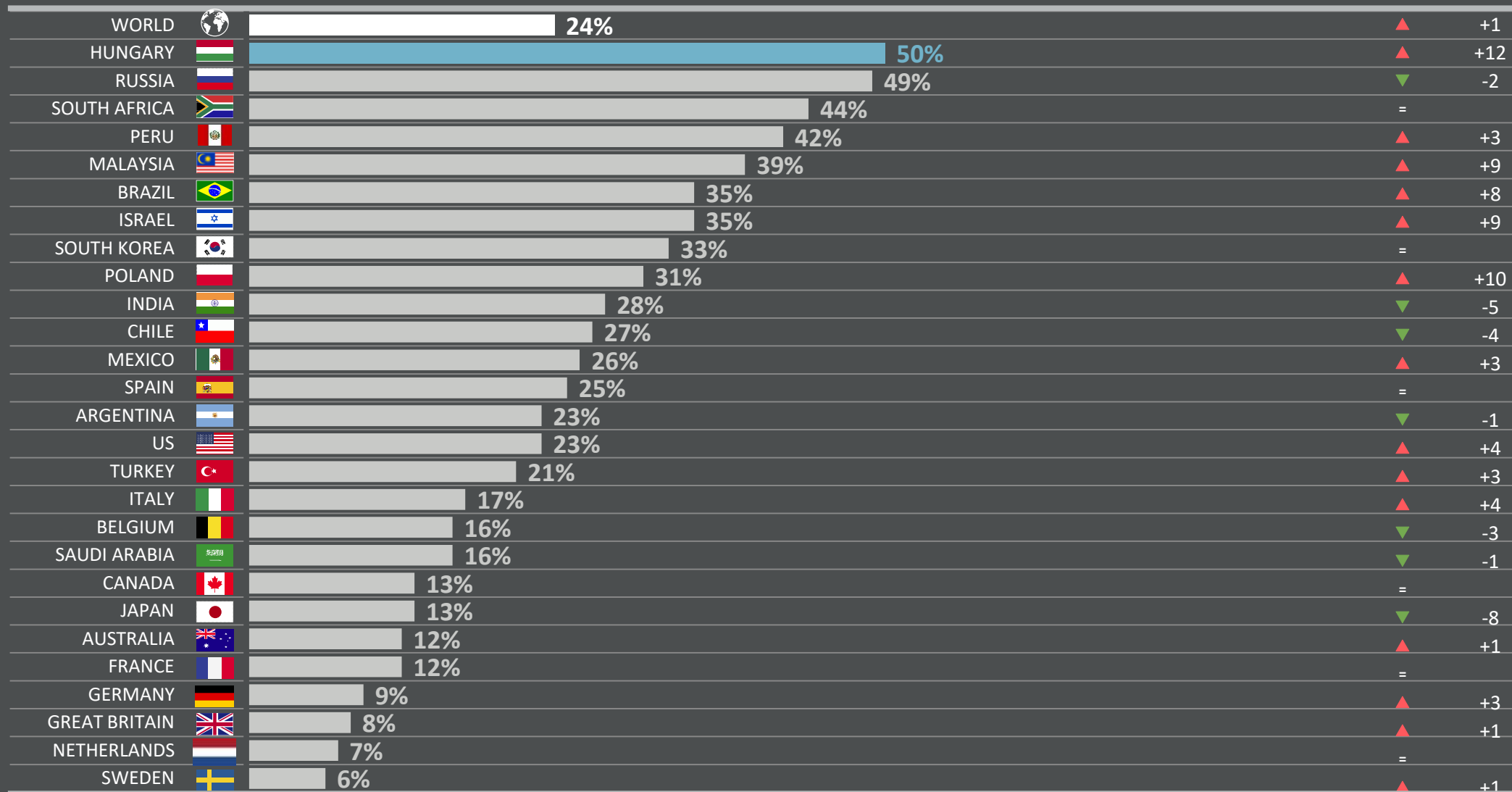
5 | FINANCIAL/POLITICAL CORRUPTION

Which three of the following topics do you find the most worrying in your country?

% change compared with previous month:

(%) worried in May 2020 in each country

Apr 2020



Base: Representative sample of adults aged 16-74 in 27 participating countries. May 2020: 18,505; April 2020: 18,505.

Source: Global Advisor

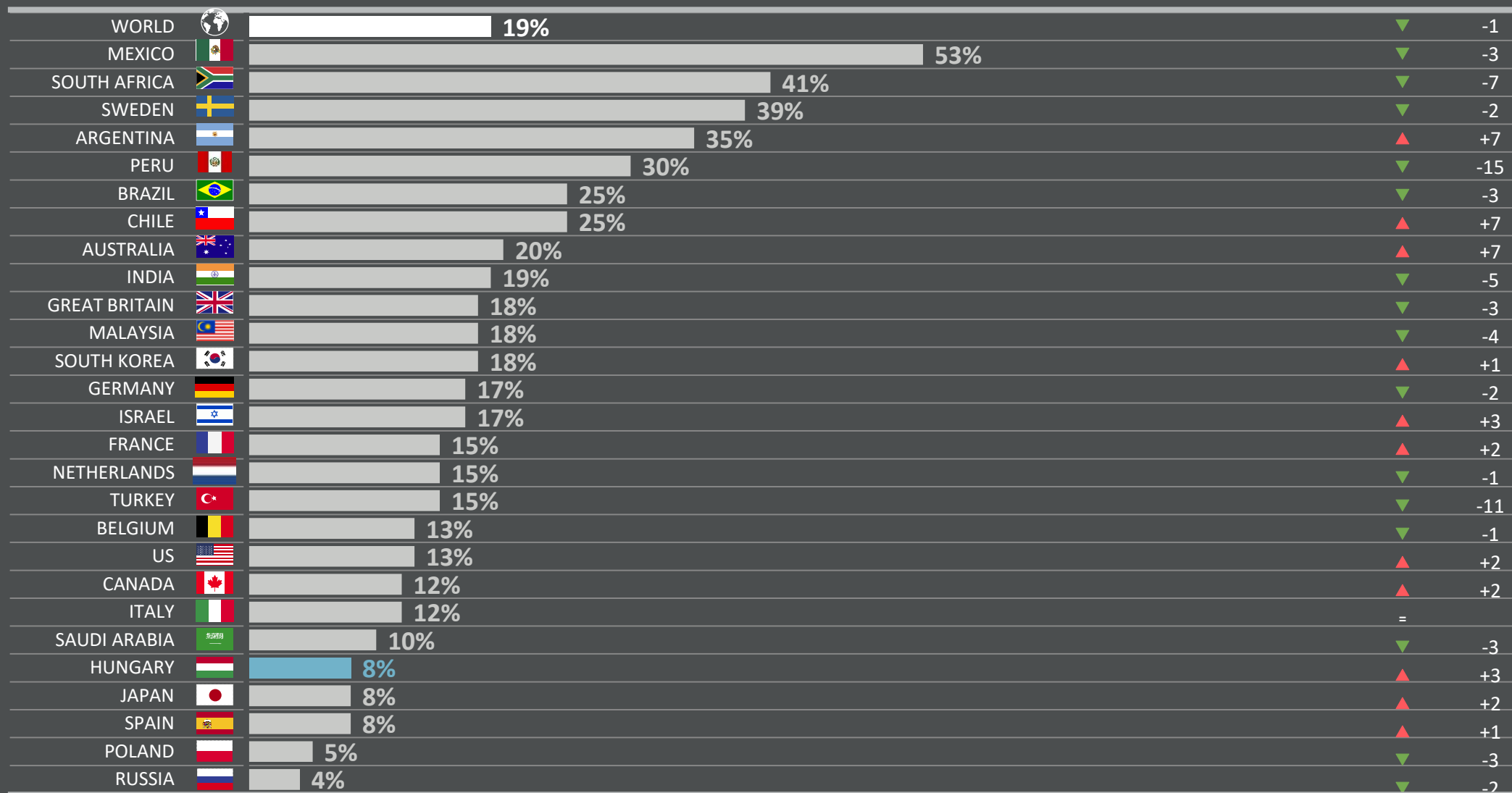
6 | CRIME & VIOLENCE

Which three of the following topics do you find the most worrying in your country?

% change compared with previous month:

(%) worried in May 2020 in each country

Apr 2020



Base: Representative sample of adults aged 16-74 in 27 participating countries. May 2020: 18,505; April 2020: 18,505.

Source: Global Advisor

7 | EDUCATION

Which three of the following topics do you find the most worrying in your country?

% change compared with previous month:

(%) worried in May 2020 in each country

Apr 2020

Country	May 2020 (%)	Apr 2020 (%)	% change
WORLD	15%		+1
PERU	30%		+5
ISRAEL	26%		+3
ARGENTINA	24%		+1
TURKEY	24%		+3
MEXICO	22%		-1
BRAZIL	21%		-1
CHILE	21%		-3
HUNGARY	20%		+1
SOUTH AFRICA	20%		+8
INDIA	16%		+2
NETHERLANDS	16%		+1
SAUDI ARABIA	15%		-2
SPAIN	15%		+2
RUSSIA	14%		=
JAPAN	13%		+4
FRANCE	12%		+3
AUSTRALIA	11%		+3
CANADA	10%		-2
MALAYSIA	10%		+1
US	10%		+1
BELGIUM	9%		-5
GREAT BRITAIN	9%		+2
SOUTH KOREA	9%		+3
GERMANY	8%		-3
ITALY	8%		+2
POLAND	8%		+1
SWEDEN	3%		-1

Base: Representative sample of adults aged 16-74 in 27 participating countries. May 2020: 18,505; April 2020: 18,505.

Source: Global Advisor

8 | TAXES

Which three of the following topics do you find the most worrying in your country?

% change compared with previous month:

(%) worried in May 2020 in each country

Apr 2020

Country	May 2020 (%)	Apr 2020 (%)	% change
WORLD	12%		+1
BELGIUM	29%		+6
ITALY	29%		+2
CANADA	19%		-1
FRANCE	18%		+2
POLAND	18%		=
ISRAEL	17%		+7
TURKEY	17%		+3
JAPAN	15%		-3
SOUTH KOREA	15%		+1
ARGENTINA	14%		-1
RUSSIA	13%		-3
SAUDI ARABIA	13%		+3
US	11%		+3
NETHERLANDS	10%		-2
BRAZIL	9%		-2
GERMANY	9%		+2
SPAIN	9%		-1
AUSTRALIA	8%		+1
SWEDEN	8%		+2
MEXICO	7%		-1
SOUTH AFRICA	7%		+2
GREAT BRITAIN	6%		+1
HUNGARY	5%		+3
MALAYSIA	4%		=
PERU	4%		+1
INDIA	3%		-6
CHILE	2%		-1

Base: Representative sample of adults aged 16-74 in 27 participating countries. May 2020: 18,505; April 2020: 18,505.

Source: Global Advisor

9 | IMMIGRATION CONTROL

Which three of the following topics do you find the most worrying in your country?

% change compared with previous month:

(%) worried in May 2020 in each country

Apr 2020

Country	May 2020 (%)	Apr 2020 (%)	% change
WORLD	10%	=	=
GERMANY	28%	=	=
SWEDEN	25%	+2	+2
BELGIUM	18%	-5	-5
MALAYSIA	17%	+12	+12
GREAT BRITAIN	16%	+2	+2
US	16%	-5	-5
AUSTRALIA	15%	+2	+2
FRANCE	15%	=	=
NETHERLANDS	15%	+1	+1
CANADA	13%	-2	-2
ITALY	13%	-1	-1
TURKEY	12%	-1	-1
ISRAEL	8%	+3	+3
CHILE	7%	+3	+3
SOUTH AFRICA	7%	=	=
HUNGARY	5%	-4	-4
INDIA	5%	=	=
PERU	5%	-7	-7
SAUDI ARABIA	5%	+1	+1
SPAIN	5%	-2	-2
JAPAN	4%	-1	-1
RUSSIA	3%	=	=
ARGENTINA	2%	-1	-1
BRAZIL	1%	-1	-1
MEXICO	1%	=	=
POLAND	1%	-3	-3
SOUTH KOREA	*	-2	-2

Base: Representative sample of adults aged 16-74 in 27 participating countries. May 2020: 18,505; April 2020: 18,505.

Source: Global Advisor

10 | CLIMATE CHANGE

Which three of the following topics do you find the most worrying in your country?

% change compared with previous month:

(%) worried in May 2020 in each country

Apr 2020

Country	May 2020 (%)	Apr 2020 (%)	% change
WORLD	10%		-1
AUSTRALIA	26%		+1
GERMANY	25%		+4
NETHERLANDS	23%		+3
POLAND	22%		+8
CANADA	21%		=
GREAT BRITAIN	18%		=
BELGIUM	16%		-1
FRANCE	16%		-6
US	15%		-3
SAUDI ARABIA	14%		-1
SWEDEN	14%		-5
JAPAN	12%		-5
SPAIN	9%		-2
SOUTH KOREA	8%		+1
HUNGARY	7%		+3
ITALY	7%		-3
INDIA	6%		-5
CHILE	3%		-3
MALAYSIA	3%		-1
MEXICO	3%		-5
SOUTH AFRICA	3%		+1
TURKEY	3%		+2
ARGENTINA	2%		=
BRAZIL	2%		=
PERU	2%		-1
RUSSIA	2%		-1
ISRAEL	1%		-1

Base: Representative sample of adults aged 16-74 in 27 participating countries. May 2020: 18,505; April 2020: 18,505.

Source: Global Advisor

11 | MORAL DECLINE

Which three of the following topics do you find the most worrying in your country?

% change compared with previous month:

(%) worried in May 2020 in each country

Apr 2020

Country	May 2020 (%)	Apr 2020 (%)	% Change
WORLD	9%		-1
US	16%		+1
GERMANY	15%		+1
SOUTH KOREA	15%		=
ISRAEL	14%		+3
JAPAN	14%		-3
HUNGARY	13%		+5
SAUDI ARABIA	13%		+1
NETHERLANDS	13%		+2
FRANCE	11%		=
MALAYSIA	11%		-2
POLAND	11%		-4
TURKEY	11%		+5
GREAT BRITAIN	10%		-1
RUSSIA	10%		+1
AUSTRALIA	9%		+1
ARGENTINA	7%		=
BELGIUM	7%		-3
BRAZIL	7%		+2
ITALY	7%		=
CANADA	6%		-2
INDIA	5%		-2
PERU	5%		-2
SOUTH AFRICA	5%		-2
SPAIN	5%		+1
SWEDEN	5%		-5
CHILE	4%		-1
MEXICO	3%		-2

Base: Representative sample of adults aged 16-74 in 27 participating countries. May 2020: 18,505; April 2020: 18,505.

Source: Global Advisor

12 | THREATS AGAINST THE ENVIRONMENT

Which three of the following topics do you find the most worrying in your country?

% change compared with previous month:

(%) worried in May 2020 in each country

Apr 2020

Country	May 2020 (%)	Apr 2020 (%)	% change
WORLD	8%	=	=
FRANCE	17%	-1	▼
NETHERLANDS	15%	+3	▲
GERMANY	14%	-1	▼
POLAND	14%	=	=
SWEDEN	14%	=	=
AUSTRALIA	13%	+1	▲
CANADA	12%	+3	▲
BELGIUM	10%	+2	▲
GREAT BRITAIN	10%	=	=
INDIA	10%	-2	▼
SOUTH KOREA	8%	-1	▼
US	8%	+1	▲
BRAZIL	7%	+1	▲
ITALY	7%	+1	▲
JAPAN	7%	-2	▼
RUSSIA	7%	-2	▼
CHILE	6%	+1	▲
MEXICO	6%	-1	▼
PERU	6%	+1	▲
HUNGARY	5%	+2	▲
ISRAEL	4%	+1	▲
MALAYSIA	4%	-3	▼
SAUDI ARABIA	4%	-4	▼
SPAIN	4%	-1	▼
TURKEY	4%	+2	▲
ARGENTINA	3%	+1	▲
SOUTH AFRICA	2%	-1	▼

Base: Representative sample of adults aged 16-74 in 27 participating countries. May 2020: 18,505; April 2020: 18,505.

Source: Global Advisor

13 | INFLATION

Which three of the following topics do you find the most worrying in your country?

% change compared with previous month:

(%) worried in May 2020 in each country

Apr 2020

Country	May 2020 (%)	Apr 2020 (%)	% change
WORLD	8%		=
ARGENTINA	44%		▲ +6
TURKEY	22%		▲ +4
POLAND	15%		=
RUSSIA	15%		=
MALAYSIA	14%		▲ +1
MEXICO	12%		=
HUNGARY	10%		▲ +5
CANADA	9%		▲ +2
CHILE	8%		▲ +2
INDIA	8%		▼ -1
AUSTRALIA	7%		=
SOUTH KOREA	7%		▼ -2
GERMANY	6%		=
BRAZIL	5%		▼ -2
FRANCE	5%		▲ +1
JAPAN	5%		=
PERU	5%		▲ +1
SAUDI ARABIA	5%		▼ -1
SOUTH AFRICA	5%		▲ +1
BELGIUM	4%		=
GREAT BRITAIN	4%		▲ +2
ITALY	4%		=
NETHERLANDS	3%		▲ +1
US	3%		▼ -1
ISRAEL	2%		=
SPAIN	2%		=
SWEDEN	2%		▼ -1

Base: Representative sample of adults aged 16-74 in 27 participating countries. May 2020: 18,505; April 2020: 18,505.

Source: Global Advisor

WORLD WORRIES

COUNTRY COMPARISON

Country comparison of all 17 concerns



14 | RISE OF EXTREMISM

Which three of the following topics do you find the most worrying in your country?

% change compared with previous month:

(%) worried in May 2020 in each country

Apr 2020

Country	Worried (%)	% change compared with previous month (Apr 2020)
WORLD	7%	+1
GERMANY	17%	+4
SWEDEN	14%	-1
BELGIUM	12%	-2
NETHERLANDS	10%	-1
SOUTH KOREA	10%	+1
FRANCE	9%	=
GREAT BRITAIN	9%	+1
MALAYSIA	9%	-2
US	9%	-1
SPAIN	8%	+1
TURKEY	8%	+3
BRAZIL	7%	+2
ISRAEL	7%	-1
AUSTRALIA	6%	+1
CANADA	6%	+2
POLAND	6%	=
INDIA	5%	-5
ITALY	5%	+2
HUNGARY	4%	+1
CHILE	3%	-1
SAUDI ARABIA	3%	=
ARGENTINA	2%	=
JAPAN	2%	=
MEXICO	1%	=
PERU	1%	=
RUSSIA	1%	=
SOUTH AFRICA	1%	-1

Base: Representative sample of adults aged 16-74 in 27 participating countries. May 2020: 18,505; April 2020: 18,505.

Source: Global Advisor

15 | TERRORISM

Which three of the following topics do you find the most worrying in your country?

% change compared with previous month:

(%) worried in May 2020 in each country

Apr 2020

Country	Worried (%)	% change compared with previous month (Apr 2020)
WORLD	7%	+1
TURKEY	27%	+9
ISRAEL	26%	-1
FRANCE	16%	+3
SAUDI ARABIA	16%	=
INDIA	14%	+1
SWEDEN	10%	+6
GERMANY	9%	=
GREAT BRITAIN	9%	-4
US	9%	-2
BELGIUM	8%	-2
NETHERLANDS	5%	-1
AUSTRALIA	3%	-2
MALAYSIA	3%	-2
SPAIN	3%	+1
CANADA	2%	=
CHILE	2%	=
ITALY	2%	=
JAPAN	2%	=
MEXICO	2%	-1
PERU	2%	=
ARGENTINA	1%	+1
BRAZIL	1%	-1
POLAND	1%	=
RUSSIA	1%	-1
SOUTH AFRICA	1%	=
HUNGARY	*	=
SOUTH KOREA	*	-1

Base: Representative sample of adults aged 16-74 in 27 participating countries. May 2020: 18,505; April 2020: 18,505.

Source: Global Advisor

16 | MAINTAINING SOCIAL PROGRAMMES

Which three of the following topics do you find the most worrying in your country?

% change compared with previous month:

(%) worried in May 2020 in each country

Apr 2020

Country	May 2020 (%)	Apr 2020 (%)	% change
WORLD	7%	6%	+1
JAPAN	21%	21%	=
SWEDEN	20%	15%	+5
SOUTH KOREA	17%	15%	+2
GREAT BRITAIN	12%	9%	+3
POLAND	11%	10%	+1
NETHERLANDS	10%	7%	+3
SPAIN	10%	10%	=
AUSTRALIA	9%	7%	+2
ITALY	8%	10%	-2
ISRAEL	7%	6%	+1
MEXICO	7%	3%	+4
SAUDI ARABIA	7%	5%	+2
CANADA	6%	5%	+1
RUSSIA	6%	7%	-1
ARGENTINA	5%	4%	+1
BELGIUM	5%	5%	=
GERMANY	5%	4%	+1
US	5%	5%	=
FRANCE	4%	3%	+1
BRAZIL	3%	3%	=
CHILE	3%	3%	=
HUNGARY	3%	3%	=
INDIA	3%	2%	+1
MALAYSIA	3%	3%	=
PERU	2%	1%	+1
SOUTH AFRICA	2%	2%	=
TURKEY	2%	1%	+1

Base: Representative sample of adults aged 16-74 in 27 participating countries. May 2020: 18,505; April 2020: 18,505.

Source: Global Advisor

17 | ACCESS TO CREDIT

Which three of the following topics do you find the most worrying in your country?

% change compared with previous month:

(%) worried in May 2020 in each country

Apr 2020

Country	Worried in May 2020 (%)	% change compared with previous month (Apr 2020)
WORLD	2%	=
BELGIUM	4%	+3
ITALY	4%	=
RUSSIA	4%	=
ISRAEL	3%	+1
SAUDI ARABIA	3%	+1
AUSTRALIA	2%	+1
FRANCE	2%	+1
GREAT BRITAIN	2%	+1
INDIA	2%	=
MEXICO	2%	=
PERU	2%	+1
SWEDEN	2%	+1
TURKEY	2%	=
ARGENTINA	1%	-1
BRAZIL	1%	=
CANADA	1%	=
CHILE	1%	-1
GERMANY	1%	-1
HUNGARY	1%	-3
JAPAN	1%	-1
MALAYSIA	1%	-2
POLAND	1%	-1
NETHERLANDS	1%	-1
SOUTH AFRICA	1%	-1
SOUTH KOREA	1%	=
SPAIN	1%	=
US	1%	=

Base: Representative sample of adults aged 16-74 in 27 participating countries. May 2020: 18,505; April 2020: 18,505.

Source: Global Advisor

18 | CHILDHOOD OBESITY

Which three of the following topics do you find the most worrying in your country?

% change compared with previous month:

(%) worried in May 2020 in each country

Apr 2020

Country	May 2020 (%)	Apr 2020 (%)	% change
WORLD	2%		=
SAUDI ARABIA	15%		+7
NETHERLANDS	6%		+2
MEXICO	5%		+2
AUSTRALIA	3%		+1
POLAND	3%		-2
CANADA	2%		=
GERMANY	2%		=
GREAT BRITAIN	2%		=
INDIA	2%		+1
ISRAEL	2%		=
ITALY	2%		+1
SWEDEN	2%		=
US	2%		+1
BELGIUM	1%		-1
BRAZIL	1%		=
CHILE	1%		-1
FRANCE	1%		=
HUNGARY	1%		-1
MALAYSIA	1%		-1
PERU	1%		=
RUSSIA	1%		=
SOUTH AFRICA	1%		+1
SOUTH KOREA	1%		=
SPAIN	1%		=
TURKEY	1%		+1
ARGENTINA	*		-1
JAPAN	*		=

Base: Representative sample of adults aged 16-74 in 27 participating countries. May 2020: 18,505; April 2020: 18,505.

Source: Global Advisor



METHODOLOGY

METHODOLOGY

The survey is conducted monthly in 27 countries around the world via the Ipsos Online Panel. The countries included are Argentina, Australia, Belgium, Brazil, Canada, Chile, France, Great Britain, Germany, Hungary, India, Israel, Italy, Japan, Malaysia, Mexico, Netherlands, Peru, Poland, Russia, Saudi Arabia, South Africa, South Korea, Spain, Sweden, Turkey and the United States of America.

For the results of the survey presented herein, an international sample of 18,505 adults aged 18-74 in the US, South Africa, Turkey, Israel and Canada, and age 16-74 in all other countries, were interviewed between April 24th 2020 and May 8th 2020. Approximately 1000+ individuals participated on a country by country basis via the Ipsos Online Panel.

The precision of Ipsos online polls are calculated using a credibility interval with a poll of 1,000 accurate to +/- 3.1 percentage points and of 500 accurate to +/- 4.5 percentage points. For more information on the Ipsos use of credibility intervals, please visit the Ipsos website.

Weighting has been employed to balance demographics and ensure that the sample's composition reflects that of the adult population according to the most recent country census data.

A survey with an unweighted probability sample of this size would have an estimated margin of error of +/- 3.1 percentage points for a sample of 1,000 and an estimated margin of error of +/- 4.5 percentage points for a 500 sample 19 times out of 20.

In 17 of the 27 countries surveyed internet penetration is sufficiently high to think of the samples as representative of the wider population within the age ranges covered: Argentina, Australia, Belgium, Canada, France, Germany, Hungary, Israel, Italy, Japan, Netherlands, Poland, South Korea, Spain, Sweden, Great Britain and United States.

Brazil, Chile, India, Malaysia, Mexico, Russia, Peru, Saudi Arabia, South Africa and Turkey have lower levels of internet penetration and so these samples should not be considered nationally representative, and instead be considered to represent a more affluent, connected population. These are still a vital social group to understand in these countries, representing an important and emerging middle class.



APPENDIX

FOR MORE INFORMATION

Simon Atkinson

Chief Knowledge Officer

✉ simon.atkinson@ipsos.com

Gideon Skinner

Research Director

✉ gideon.skinner@ipsos.com

Teodros Gebrekal

Researcher

✉ teodros.gebrekal@ipsos.com