



IPSOS ISSUES MONITOR JUNE 2020

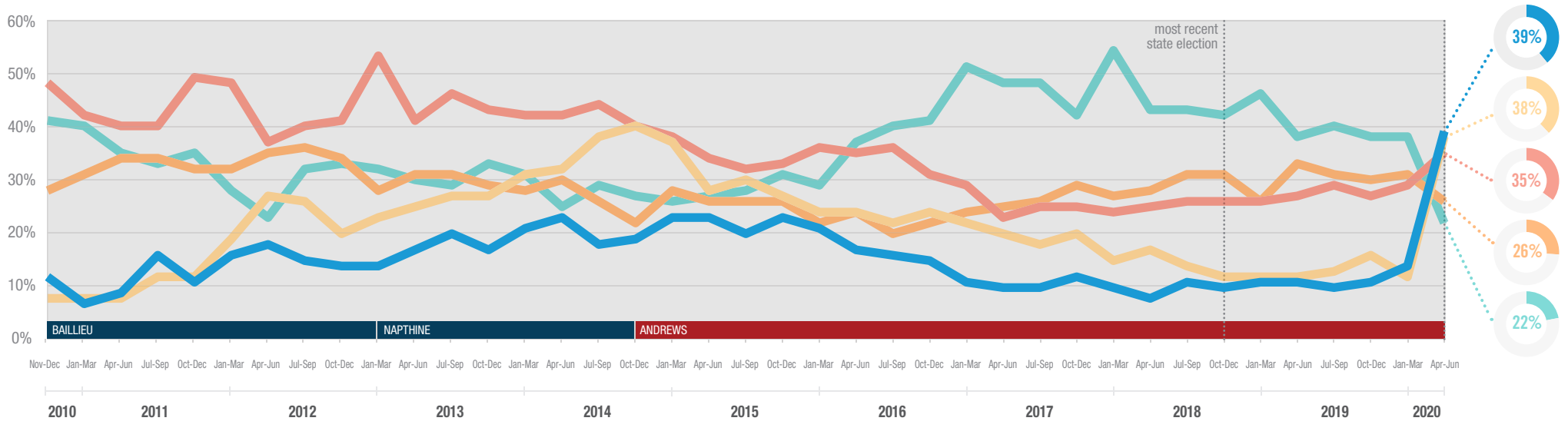
The top issues facing Victoria

Mark Davis
Managing Director ANZ
✉ mark.davis@ipsos.com
☎ (03) 9946 0826

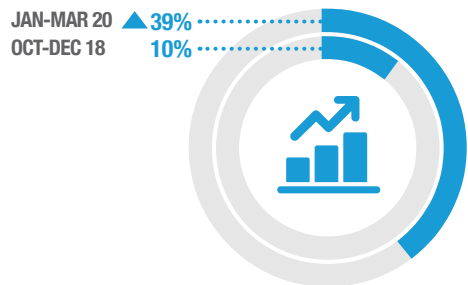
Lucy Brown
Senior Research Manager
✉ lucy.brown@ipsos.com
☎ (03) 9946 0888



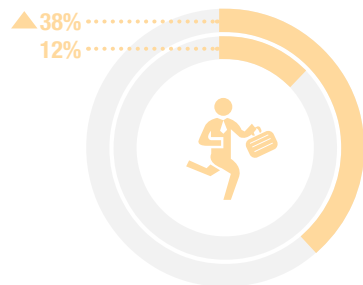
Each quarter we ask 800 Victorians to select the three most important issues facing their state. The top five issues facing Victoria between April and June 2020 are shown below. A summary of all issues facing Victoria can be found overleaf. If you would like to know more about the Ipsos Issues Monitor, or Ipsos Public Affairs in Victoria, please contact Mark Davis.



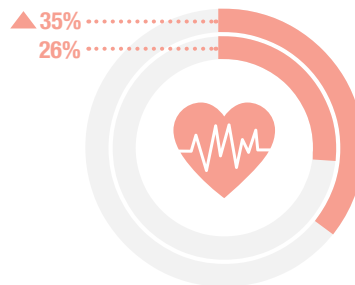
The Economy



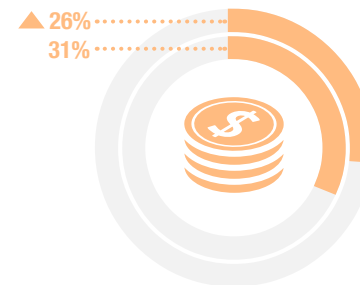
Unemployment



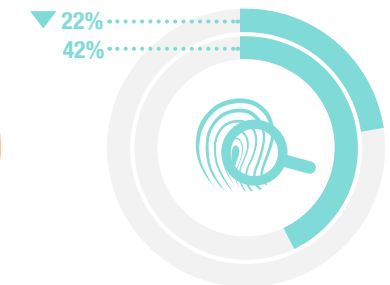
Healthcare



Cost of Living

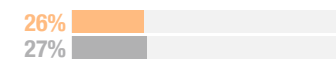
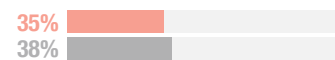
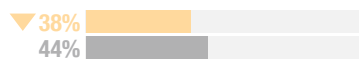


Crime



▲▼ significant difference compared with most recent state election

▲▼ significant difference compared with the rest of Australia





IPSOS ISSUES MONITOR JUNE 2020

The top issues facing Victoria

Mark Davis
 Managing Director ANZ
 ✉ mark.davis@ipsos.com
 ☎ (03) 9946 0826

Lucy Brown
 Senior Research Manager
 ✉ lucy.brown@ipsos.com
 ☎ (03) 9946 0888



	2010	2011	2012	2013	2014	2015	2016	2017	2018	2019	JAN-MAR 2020	APR-JUN 2020
The Economy	12%	11%	16%	17%	20%	22%	17%	11%	10%	11%	14%	39%
Unemployment	8%	10%	23%	25%	35%	31%	24%	20%	15%	13%	12%	38%
Healthcare	48%	43%	42%	46%	42%	34%	34%	25%	25%	27%	29%	35%
Cost of Living	28%	33%	34%	30%	27%	26%	22%	26%	29%	30%	31%	26%
Crime	41%	36%	29%	31%	28%	28%	36%	47%	46%	40%	38%	22%
Housing	28%	31%	24%	22%	20%	24%	26%	33%	30%	28%	27%	19%
Environment	17%	13%	8%	9%	8%	9%	9%	9%	12%	18%	28%	19%
Transport	31%	32%	30%	28%	28%	28%	28%	23%	22%	25%	24%	15%
Education	16%	13%	21%	21%	20%	18%	17%	13%	12%	12%	11%	13%
Drug Abuse	15%	13%	13%	14%	17%	23%	23%	24%	19%	18%	18%	13%
Poverty	7%	8%	7%	7%	9%	10%	12%	13%	14%	15%	13%	13%
Personal Debt	11%	11%	10%	7%	6%	7%	7%	9%	10%	9%	8%	12%
Population	8%	8%	7%	7%	7%	8%	9%	11%	15%	17%	17%	12%
Immigration	6%	8%	7%	8%	7%	8%	10%	10%	13%	10%	8%	7%
Racism	5%	6%	4%	5%	5%	5%	7%	6%	6%	6%	4%	5%
Taxation	4%	5%	5%	5%	5%	7%	7%	5%	4%	5%	3%	5%
Petrol Prices	11%	18%	18%	16%	13%	7%	6%	7%	13%	11%	9%	3%
Indigenous Issues	1%	1%	1%	1%	1%	1%	2%	2%	2%	2%	3%	3%
Defence	2%	1%	1%	1%	2%	5%	4%	6%	4%	3%	1%	2%