



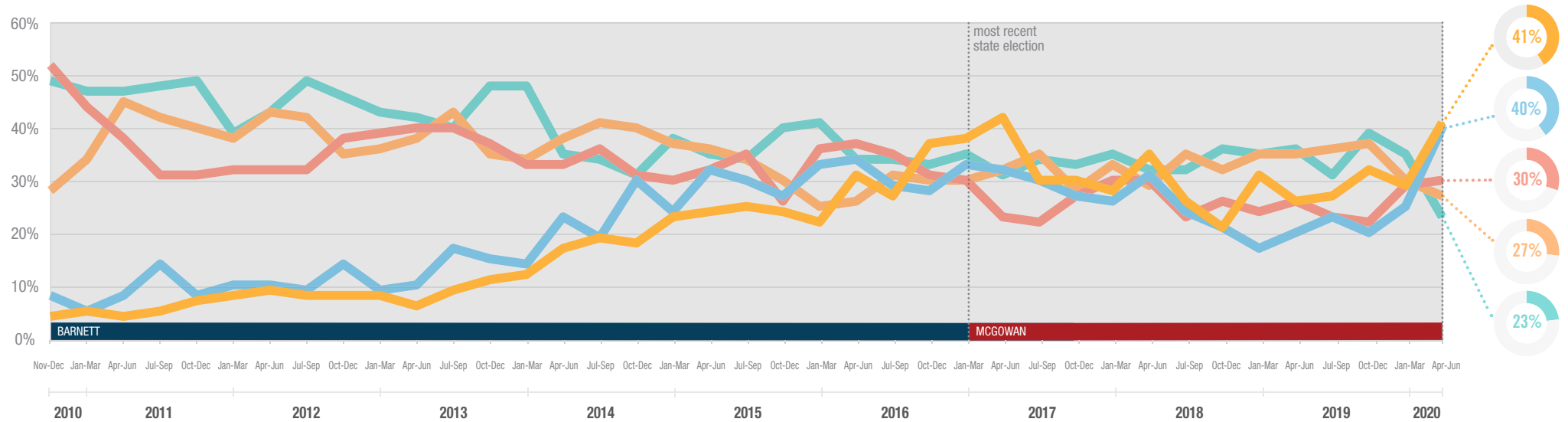
IPSOS ISSUES MONITOR JUNE 2020

The top issues facing Western Australia

Shaun Griffin
Chief Operations Officer ANZ
✉ shaun.griffin@ipsos.com
☎ (08) 9463 0761



Each quarter we ask 300 Western Australians to select the three most important issues facing their state. The top five issues facing Western Australia between April and June 2020 are shown below. A summary of all issues facing Western Australia can be found overleaf. If you would like to know more about the Ipsos Issues Monitor, or Ipsos Public Affairs in Western Australia, please contact Shaun Griffin.



Unemployment

JAN-MAR 20
JAN-MAR 17

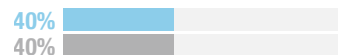


WA
REST OF
AUSTRALIA



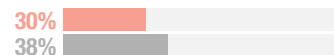
The Economy

▲ 40%
▼ 33%



Healthcare

30%
30%



Cost of Living

27%
30%



Crime

▼ 23%
▲ 35%



▲▼
significant
difference
compared
with
most
recent
state
election

▲▼
significant
difference
compared
with
the
rest
of
Australia



IPSOS ISSUES MONITOR JUNE 2020

The top issues facing Western Australia

Shaun Griffin
 Chief Operations Officer ANZ
 ✉ shaun.griffin@ipsos.com
 ☎ (08) 9463 0761



	2010	2011	2012	2013	2014	2015	2016	2017	2018	2019	JAN-MAR 2020	APR-JUN 2020
Unemployment	4%	5%	8%	9%	16%	24%	29%	35%	28%	29%	29%	41%
The Economy	8%	9%	11%	13%	21%	28%	31%	30%	25%	20%	25%	40%
Healthcare	52%	36%	34%	39%	33%	31%	35%	25%	27%	24%	29%	30%
Cost of Living	28%	40%	39%	38%	38%	34%	28%	31%	32%	36%	30%	27%
Crime	49%	48%	44%	43%	37%	37%	36%	33%	34%	35%	35%	23%
Drug Abuse	20%	18%	18%	18%	18%	26%	31%	31%	29%	31%	29%	21%
Environment	24%	19%	17%	12%	9%	8%	9%	8%	11%	18%	24%	17%
Personal Debt	15%	12%	10%	9%	8%	8%	8%	12%	13%	12%	8%	14%
Housing	24%	31%	32%	33%	27%	23%	19%	23%	19%	19%	16%	14%
Poverty	7%	7%	9%	8%	10%	9%	9%	9%	11%	14%	13%	12%
Education	13%	10%	12%	16%	19%	13%	14%	11%	12%	8%	7%	11%
Transport	6%	12%	15%	21%	18%	18%	16%	14%	10%	10%	14%	10%
Indigenous Issues	5%	4%	6%	4%	3%	4%	3%	3%	3%	5%	3%	8%
Racism	8%	5%	4%	3%	3%	4%	4%	5%	4%	4%	6%	7%
Petrol Prices	7%	17%	14%	11%	12%	7%	6%	7%	15%	11%	12%	7%
Taxation	4%	5%	6%	4%	7%	8%	7%	6%	6%	7%	7%	6%
Immigration	19%	16%	14%	11%	10%	8%	8%	8%	10%	10%	5%	6%
Defence	3%	1%	2%	2%	3%	4%	3%	3%	3%	2%	3%	3%
Population	6%	3%	6%	6%	6%	5%	6%	4%	6%	5%	6%	3%