



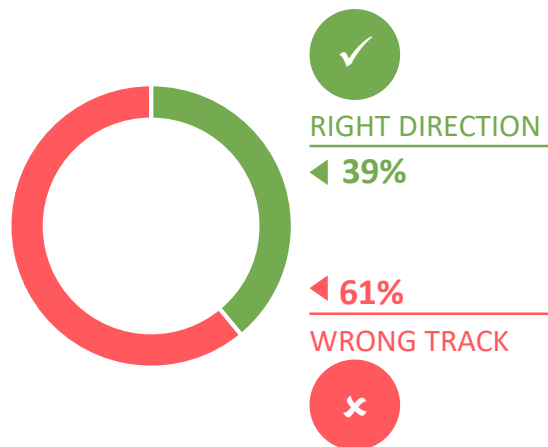
# WORLD SUMMARY: JULY 2020

The majority (61%) of people around the world think things in their country are on the wrong track.

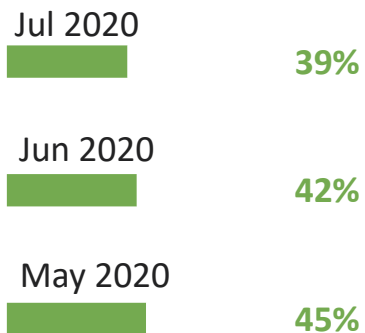
Coronavirus (COVID-19) currently occupies the top spot for global concern with 43% saying this.

Generally speaking, would you say things in this country are heading in the right direction, or are they off on the wrong track?

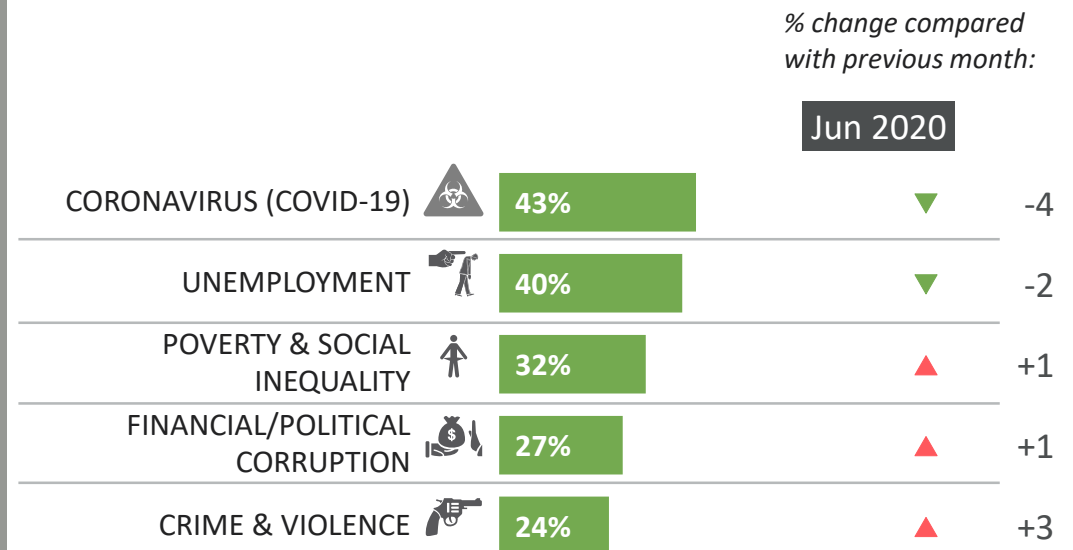
**RIGHT DIRECTION/  
WRONG TRACK**  
July 2020



**RIGHT DIRECTION**



Which three of the following topics do you find the most worrying in your country?\*

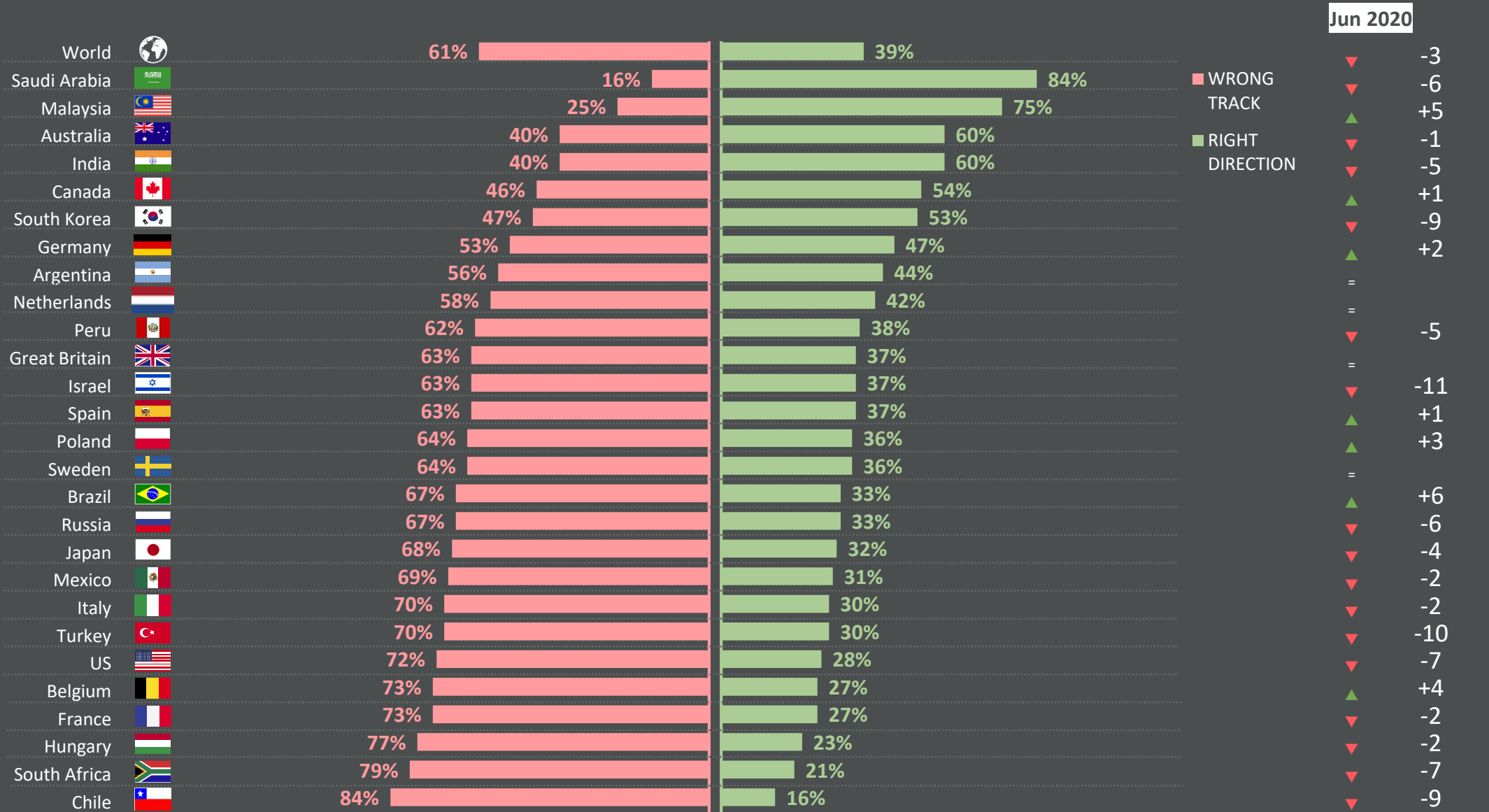


Base: Representative sample of British adults aged 16-74. c.18548 per month

Source: Global Advisor

# COUNTRY COMPARISON

## RIGHT DIRECTION/WRONG TRACK



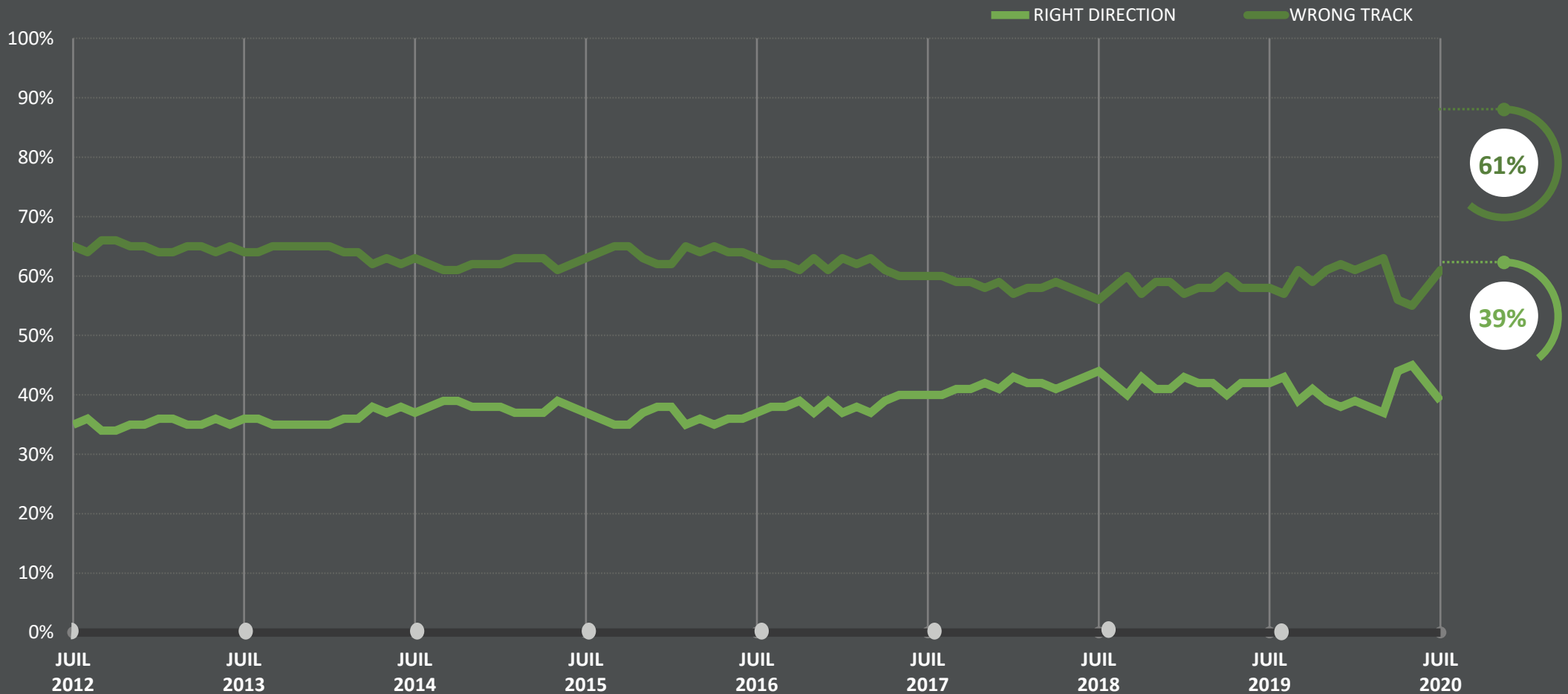
Base: Representative sample of 18,548 adults aged 16-74 in 27 participating countries, June 19th 2020 - July 3rd 2020.

Source: Global Advisor

© Ipsos | World Worries | July 2020

# WORLD: RIGHT DIRECTION/ WRONG TRACK

Generally speaking, would you say things in this country are heading in the right direction, or are they off on the wrong track?



Base: Representative sample of British adults aged 16-74. c.18548 per month

Source: Global Advisor

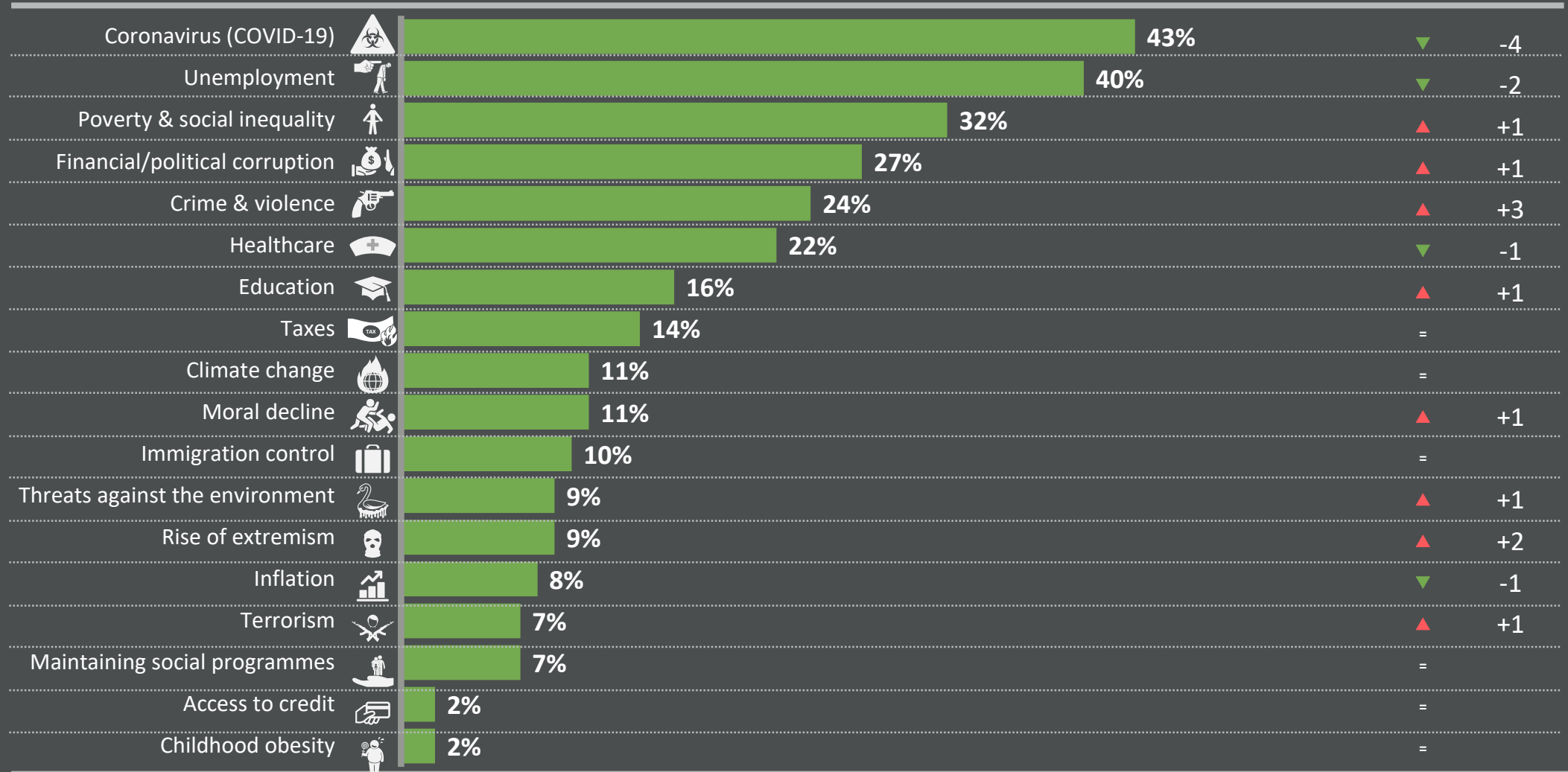
# WORLD WORRIES

Which three of the following topics do you find the most worrying in your country?

% change compared with previous month:

Mentioned in July 2020 (%)

Jun 2020



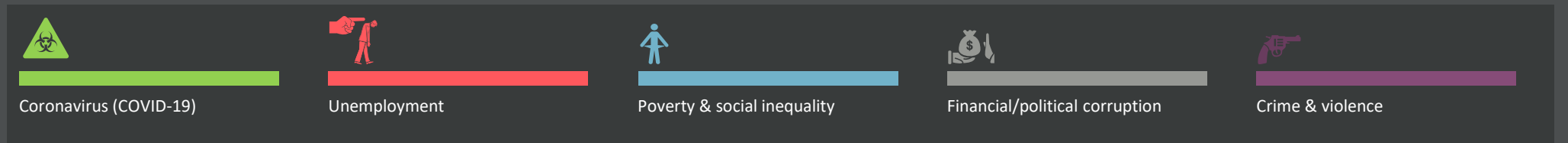
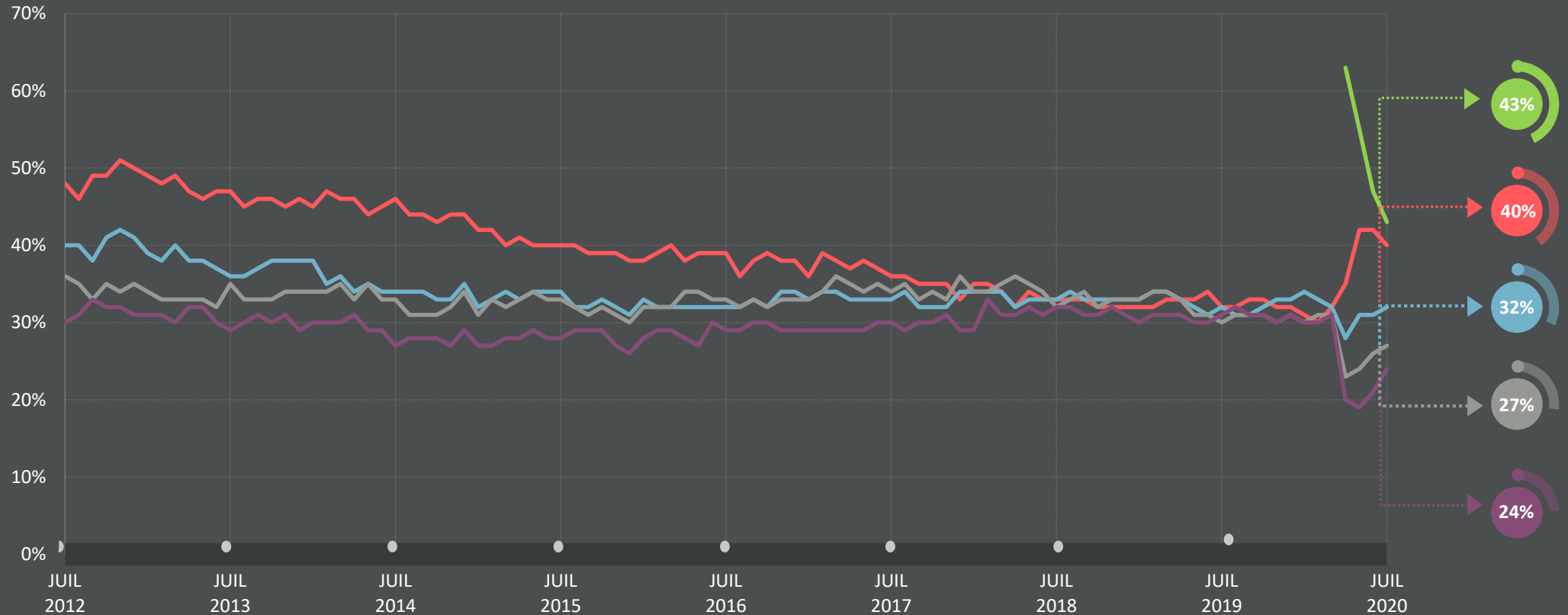
Base: Representative sample of adults aged 16-74. July 2020: 18,548; June 2020: 18,497.

Source: Global Advisor

# THE WORLD'S CURRENT TOP 5 WORRIES:

## LONG-TERM TRENDS

Which three of the following topics do you find the most worrying in your country?



Base: Representative sample of adults aged 16-64, c.18,000-20,000 per month.

Source: Global Advisor

# WORLD WORRIES

## 1 | CORONAVIRUS (COVID-19)

Which three of the following topics do you find the most worrying in your country?

% change compared with previous month:

(%) worried in July 2020 in each country

Jun 2020

| Country       | July 2020 (%) | Jun 2020 (%) | % change |
|---------------|---------------|--------------|----------|
| WORLD         | 43%           |              | -4       |
| CHILE         | 61%           |              | -4       |
| INDIA         | 61%           |              | -1       |
| PERU          | 60%           |              | -3       |
| SAUDI ARABIA  | 60%           |              | -5       |
| JAPAN         | 59%           |              | -4       |
| MALAYSIA      | 57%           |              | -8       |
| GREAT BRITAIN | 56%           |              | -13      |
| SOUTH KOREA   | 56%           |              | -4       |
| SPAIN         | 52%           |              | -1       |
| CANADA        | 50%           |              | -2       |
| US            | 50%           |              | -2       |
| AUSTRALIA     | 48%           |              | =        |
| BRAZIL        | 44%           |              | -7       |
| MEXICO        | 43%           |              | +4       |
| NETHERLANDS   | 41%           |              | -10      |
| SWEDEN        | 40%           |              | -1       |
| ARGENTINA     | 37%           |              | -2       |
| ISRAEL        | 37%           |              | +14      |
| GERMANY       | 36%           |              | -1       |
| SOUTH AFRICA  | 36%           |              | -6       |
| FRANCE        | 33%           |              | -6       |
| POLAND        | 31%           |              | -10      |
| BELGIUM       | 30%           |              | -3       |
| ITALY         | 28%           |              | -11      |
| TURKEY        | 28%           |              | -1       |
| RUSSIA        | 22%           |              | -6       |
| HUNGARY       | 15%           |              | =        |

Base: Representative sample of adults aged 16-74 in 27 participating countries. July 2020: 18,548; June 2020: 18,497.

Source: Global Advisor

# WORLD WORRIES

## 2 | UNEMPLOYMENT AND JOBS

Which three of the following topics do you find the most worrying in your country?

% change compared with previous month:

(%) worried in July 2020 in each country

Jun 2020

| Country       | % worried in July 2020 | % change compared with previous month (Jun 2020) |
|---------------|------------------------|--|
| WORLD         | 40%                    | -2   |
| ITALY         | 62%                    | -4   |
| SOUTH AFRICA  | 60%                    | +1   |
| SOUTH KOREA   | 59%                    | -4   |
| SPAIN         | 59%                    | -6   |
| CHILE         | 52%                    | -4   |
| MALAYSIA      | 51%                    | +4   |
| MEXICO        | 51%                    | +1   |
| INDIA         | 50%                    | -3   |
| TURKEY        | 50%                    | +1   |
| AUSTRALIA     | 47%                    | =  |
| ARGENTINA     | 44%                    | -1   |
| ISRAEL        | 44%                    | +4   |
| PERU          | 41%                    | -4   |
| FRANCE        | 39%                    | -2   |
| JAPAN         | 35%                    | -4   |
| RUSSIA        | 35%                    | -3   |
| CANADA        | 34%                    | -3   |
| SAUDI ARABIA  | 34%                    | +3   |
| GREAT BRITAIN | 31%                    | +2   |
| BRAZIL        | 30%                    | -6   |
| US            | 29%                    | -5   |
| BELGIUM       | 28%                    | +2   |
| SWEDEN        | 27%                    | -6   |
| HUNGARY       | 25%                    | -4   |
| NETHERLANDS   | 22%                    | -6   |
| POLAND        | 21%                    | -9   |
| GERMANY       | 19%                    | +1   |

Base: Representative sample of adults aged 16-74 in 27 participating countries. July 2020: 18,548; June 2020: 18,497.

Source: Global Advisor



# WORLD WORRIES

## 3 | POVERTY & SOCIAL INEQUALITY

Which three of the following topics do you find the most worrying in your country?

% change compared with previous month:

(%) worried in July 2020 in each country

Jun 2020

| Country       | % worried in July 2020 | % change compared with previous month (Jun 2020) |
|---------------|------------------------|--|
| WORLD         | 32%                    | +1   |
| RUSSIA        | 59%                    | -2   |
| CHILE         | 56%                    | +6   |
| HUNGARY       | 49%                    | +6   |
| GERMANY       | 40%                    | +7   |
| ARGENTINA     | 38%                    | +2   |
| TURKEY        | 36%                    | +2   |
| FRANCE        | 34%                    | =  |
| MEXICO        | 34%                    | -1   |
| SOUTH AFRICA  | 34%                    | -4   |
| BRAZIL        | 33%                    | +4   |
| BELGIUM       | 32%                    | -6   |
| ISRAEL        | 32%                    | +1   |
| PERU          | 32%                    | =  |
| ITALY         | 31%                    | -2   |
| NETHERLANDS   | 31%                    | +3   |
| SPAIN         | 30%                    | -3   |
| GREAT BRITAIN | 29%                    | +1   |
| POLAND        | 29%                    | +8   |
| SOUTH KOREA   | 29%                    | -3   |
| CANADA        | 26%                    | +3   |
| INDIA         | 26%                    | -2   |
| JAPAN         | 26%                    | -3   |
| MALAYSIA      | 23%                    | +2   |
| AUSTRALIA     | 22%                    | -2   |
| US            | 21%                    | +2   |
| SWEDEN        | 18%                    | -3   |
| SAUDI ARABIA  | 13%                    | -2   |

Base: Representative sample of adults aged 16-74 in 27 participating countries. July 2020: 18,548; June 2020: 18,497.

Source: Global Advisor

# WORLD WORRIES

## 4 | FINANCIAL/POLITICAL CORRUPTION

Which three of the following topics do you find the most worrying in your country?

% change compared with previous month:

(%) worried in July 2020 in each country

Jun 2020

| Country       | % Worried in July 2020 | % Change from Jun 2020 |
|---------------|------------------------|------------------------|
| WORLD         | 27%                    | +1                     |
| HUNGARY       | 54%                    | +4                     |
| RUSSIA        | 53%                    | +5                     |
| SOUTH AFRICA  | 51%                    | -1                     |
| PERU          | 46%                    | +5                     |
| MALAYSIA      | 39%                    | =                      |
| BRAZIL        | 38%                    | -1                     |
| ARGENTINA     | 32%                    | +5                     |
| SOUTH KOREA   | 32%                    | =                      |
| ISRAEL        | 30%                    | -1                     |
| POLAND        | 30%                    | -9                     |
| INDIA         | 29%                    | +2                     |
| JAPAN         | 27%                    | +3                     |
| SPAIN         | 27%                    | -2                     |
| CHILE         | 25%                    | +1                     |
| ITALY         | 25%                    | =                      |
| TURKEY        | 25%                    | +7                     |
| MEXICO        | 23%                    | -3                     |
| BELGIUM       | 22%                    | =                      |
| US            | 22%                    | -4                     |
| AUSTRALIA     | 17%                    | +4                     |
| CANADA        | 16%                    | +2                     |
| SAUDI ARABIA  | 16%                    | =                      |
| FRANCE        | 15%                    | +2                     |
| GREAT BRITAIN | 9%                     | -4                     |
| GERMANY       | 8%                     | -1                     |
| SWEDEN        | 7%                     | =                      |
| NETHERLANDS   | 5%                     | -2                     |

Base: Representative sample of adults aged 16-74 in 27 participating countries. July 2020: 18,548; June 2020: 18,497.

Source: Global Advisor

# WORLD WORRIES

## 5 | CRIME & VIOLENCE

Which three of the following topics do you find the most worrying in your country?

% change compared with previous month:

(%) worried in July 2020 in each country

Jun 2020

| Country       | (%) worried in July 2020 | % change compared with previous month (Jun 2020) |
|---------------|--------------------------|--|
| WORLD         | 24%                      | +3   |
| MEXICO        | 57%                      | +2   |
| SOUTH AFRICA  | 55%                      | +13  |
| ARGENTINA     | 41%                      | +7   |
| SWEDEN        | 40%                      | -4   |
| PERU          | 35%                      | +4   |
| US            | 34%                      | +8   |
| CHILE         | 33%                      | +1   |
| GERMANY       | 29%                      | +6   |
| BRAZIL        | 27%                      | =  |
| ISRAEL        | 25%                      | =  |
| GREAT BRITAIN | 24%                      | +7   |
| MALAYSIA      | 24%                      | +1   |
| FRANCE        | 22%                      | +6   |
| AUSTRALIA     | 21%                      | +1   |
| BELGIUM       | 20%                      | +2   |
| NETHERLANDS   | 18%                      | -3   |
| TURKEY        | 17%                      | -2   |
| ITALY         | 16%                      | +2   |
| CANADA        | 15%                      | +2   |
| INDIA         | 13%                      | -1   |
| SOUTH KOREA   | 13%                      | +1   |
| SAUDI ARABIA  | 12%                      | +4   |
| SPAIN         | 11%                      | +4   |
| JAPAN         | 9%                       | =  |
| POLAND        | 9%                       | +2   |
| RUSSIA        | 9%                       | +3   |
| HUNGARY       | 8%                       | -6   |

Base: Representative sample of adults aged 16-74 in 27 participating countries. July 2020: 18,548; June 2020: 18,497.

Source: Global Advisor

6 | HEALTHCARE

Which three of the following topics do you find the most worrying in your country?

% change compared with previous month:

(%) worried in July 2020 in each country

Jun 2020

| Country       | July 2020 (%) | Jun 2020 (%) | % change |
|---------------|---------------|--------------|----------|
| WORLD         | 22%           |              | -1       |
| HUNGARY       | 56%           |              | -2       |
| BRAZIL        | 44%           |              | +2       |
| POLAND        | 44%           |              | +3       |
| NETHERLANDS   | 34%           |              | +2       |
| CANADA        | 32%           |              | -1       |
| SPAIN         | 29%           |              | +2       |
| SWEDEN        | 29%           |              | +3       |
| RUSSIA        | 28%           |              | -1       |
| INDIA         | 25%           |              | +1       |
| PERU          | 24%           |              | -5       |
| US            | 24%           |              | -5       |
| GREAT BRITAIN | 22%           |              | -6       |
| ISRAEL        | 20%           |              | +3       |
| BELGIUM       | 19%           |              | -7       |
| AUSTRALIA     | 18%           |              | -4       |
| JAPAN         | 17%           |              | -4       |
| CHILE         | 16%           |              | -2       |
| FRANCE        | 16%           |              | -3       |
| ITALY         | 16%           |              | +2       |
| SAUDI ARABIA  | 13%           |              | -1       |
| SOUTH AFRICA  | 13%           |              | -3       |
| MEXICO        | 12%           |              | -4       |
| ARGENTINA     | 11%           |              | =        |
| MALAYSIA      | 10%           |              | -5       |
| GERMANY       | 9%            |              | -4       |
| SOUTH KOREA   | 5%            |              | +1       |
| TURKEY        | 2%            |              | +1       |

Base: Representative sample of adults aged 16-74 in 27 participating countries. July 2020: 18,548; June 2020: 18,497.

Source: Global Advisor

7 | EDUCATION

Which three of the following topics do you find the most worrying in your country?

% change compared with previous month:

(%) worried in July 2020 in each country

Jun 2020

| Country       | July 2020 (%) | Jun 2020 (%) | % change |
|---------------|---------------|--------------|----------|
| WORLD         | 16%           |              | +1       |
| PERU          | 32%           |              | +6       |
| MEXICO        | 27%           |              | +5       |
| BRAZIL        | 26%           |              | +3       |
| TURKEY        | 24%           |              | +2       |
| ARGENTINA     | 23%           |              | +1       |
| ISRAEL        | 22%           |              | -10      |
| CHILE         | 18%           |              | =        |
| HUNGARY       | 17%           |              | -7       |
| RUSSIA        | 17%           |              | =        |
| INDIA         | 16%           |              | =        |
| SPAIN         | 16%           |              | +3       |
| SAUDI ARABIA  | 15%           |              | +2       |
| POLAND        | 14%           |              | +5       |
| SOUTH AFRICA  | 14%           |              | -3       |
| CANADA        | 12%           |              | =        |
| GREAT BRITAIN | 12%           |              | +3       |
| ITALY         | 12%           |              | +3       |
| MALAYSIA      | 12%           |              | -1       |
| NETHERLANDS   | 12%           |              | +1       |
| AUSTRALIA     | 11%           |              | +1       |
| GERMANY       | 11%           |              | -1       |
| BELGIUM       | 10%           |              | =        |
| FRANCE        | 10%           |              | -2       |
| JAPAN         | 10%           |              | -1       |
| SOUTH KOREA   | 9%            |              | +2       |
| US            | 9%            |              | +1       |
| SWEDEN        | 8%            |              | +4       |

Base: Representative sample of adults aged 16-74 in 27 participating countries. July 2020: 18,548; June 2020: 18,497.

Source: Global Advisor

8 | TAXES

Which three of the following topics do you find the most worrying in your country?

% change compared with previous month:

(%) worried in July 2020 in each country

Jun 2020

| Country       | July 2020 (%) | Jun 2020 (%) | % change |
|---------------|---------------|--------------|----------|
| WORLD         | 14%           |              | =        |
| ITALY         | 33%           |              | ▲ +1     |
| SAUDI ARABIA  | 33%           |              | ▲ +4     |
| BELGIUM       | 29%           |              | ▲ +2     |
| POLAND        | 24%           |              | ▲ +5     |
| TURKEY        | 23%           |              | ▲ +2     |
| CANADA        | 21%           |              | ▼ -1     |
| FRANCE        | 20%           |              | =        |
| SOUTH KOREA   | 19%           |              | ▲ +5     |
| JAPAN         | 18%           |              | ▲ +2     |
| RUSSIA        | 15%           |              | ▲ +3     |
| ARGENTINA     | 14%           |              | ▼ -3     |
| ISRAEL        | 13%           |              | ▼ -11    |
| NETHERLANDS   | 13%           |              | =        |
| BRAZIL        | 12%           |              | ▲ +2     |
| SPAIN         | 11%           |              | ▼ -1     |
| SWEDEN        | 10%           |              | ▼ -1     |
| MEXICO        | 9%            |              | ▼ -3     |
| AUSTRALIA     | 8%            |              | ▼ -2     |
| GERMANY       | 8%            |              | ▼ -3     |
| US            | 8%            |              | ▼ -2     |
| GREAT BRITAIN | 6%            |              | =        |
| INDIA         | 6%            |              | =        |
| HUNGARY       | 5%            |              | ▼ -1     |
| MALAYSIA      | 5%            |              | =        |
| SOUTH AFRICA  | 4%            |              | =        |
| CHILE         | 3%            |              | ▲ +1     |
| PERU          | 2%            |              | ▼ -1     |

Base: Representative sample of adults aged 16-74 in 27 participating countries. July 2020: 18,548; June 2020: 18,497.

Source: Global Advisor





























9 | CLIMATE CHANGE

Which three of the following topics do you find the most worrying in your country?

% change compared with previous month:

(%) worried in July 2020 in each country

Jun 2020

| WORLD         |    | 11% | = |    |
|---------------|---|-----|---|----|
| AUSTRALIA     |    | 25% | ▼ | -1 |
| NETHERLANDS   |    | 25% | ▼ | -2 |
| GERMANY       |    | 24% | ▼ | -2 |
| CANADA        |    | 22% | = |    |
| FRANCE        |    | 22% | ▲ | +2 |
| POLAND        |    | 20% | ▲ | +1 |
| SWEDEN        |    | 20% | = |    |
| BELGIUM       |    | 17% | ▲ | +1 |
| GREAT BRITAIN |    | 17% | ▼ | -2 |
| JAPAN         |    | 17% | ▲ | +3 |
| SPAIN         |    | 12% | ▲ | +4 |
| US            |    | 12% | ▼ | -1 |
| HUNGARY       |    | 10% | ▲ | +3 |
| SAUDI ARABIA  |    | 10% | ▼ | -2 |
| ITALY         |    | 9%  | ▲ | +2 |
| INDIA         |   | 8%  | ▼ | -3 |
| SOUTH KOREA   |  | 7%  | ▼ | -1 |
| TURKEY        |  | 7%  | ▲ | +5 |
| CHILE         |  | 4%  | ▲ | +1 |
| RUSSIA        |  | 4%  | ▲ | +1 |
| MALAYSIA      |  | 3%  | ▲ | +1 |
| MEXICO        |  | 3%  | ▼ | -3 |
| BRAZIL        |  | 2%  | ▲ | +1 |
| ISRAEL        |  | 2%  | ▼ | -3 |
| PERU          |  | 2%  | ▼ | -1 |
| SOUTH AFRICA  |  | 2%  | ▲ | +1 |
| ARGENTINA     |  | 1%  | = |    |

Base: Representative sample of adults aged 16-74 in 27 participating countries. July 2020: 18,548; June 2020: 18,497.

Source: Global Advisor

# WORLD WORRIES

## 10 | MORAL DECLINE

Which three of the following topics do you find the most worrying in your country?

% change compared with previous month:

(%) worried in July 2020 in each country

Jun 2020

| Country       | July 2020 (%) | Jun 2020 (%) | % change |
|---------------|---------------|--------------|----------|
| WORLD         | 11%           |              | +1       |
| US            | 22%           |              | +3       |
| NETHERLANDS   | 20%           |              | +8       |
| GERMANY       | 19%           |              | +1       |
| JAPAN         | 18%           |              | +1       |
| BELGIUM       | 15%           |              | +8       |
| POLAND        | 15%           |              | +3       |
| SAUDI ARABIA  | 15%           |              | +1       |
| FRANCE        | 14%           |              | +2       |
| HUNGARY       | 14%           |              | =        |
| ISRAEL        | 14%           |              | +1       |
| GREAT BRITAIN | 13%           |              | +1       |
| MALAYSIA      | 13%           |              | =        |
| SOUTH KOREA   | 13%           |              | +1       |
| RUSSIA        | 12%           |              | =        |
| AUSTRALIA     | 11%           |              | -1       |
| CANADA        | 10%           |              | +2       |
| SWEDEN        | 10%           |              | +2       |
| ITALY         | 9%            |              | +1       |
| TURKEY        | 9%            |              | +2       |
| ARGENTINA     | 7%            |              | -1       |
| MEXICO        | 7%            |              | +1       |
| BRAZIL        | 6%            |              | -1       |
| INDIA         | 5%            |              | -1       |
| PERU          | 5%            |              | =        |
| SOUTH AFRICA  | 5%            |              | -1       |
| SPAIN         | 4%            |              | -3       |
| CHILE         | 3%            |              | =        |

Base: Representative sample of adults aged 16-74 in 27 participating countries. July 2020: 18,548; June 2020: 18,497.

Source: Global Advisor



# WORLD WORRIES

## 11 | IMMIGRATION CONTROL

Which three of the following topics do you find the most worrying in your country?

% change compared with previous month:

(%) worried in July 2020 in each country

Jun 2020

| Country       | July 2020 (%) | Jun 2020 (%) | % change |
|---------------|---------------|--------------|----------|
| WORLD         | 10%           |              | =        |
| GERMANY       | 25%           |              | ▼ -1     |
| SWEDEN        | 23%           |              | ▲ +1     |
| ITALY         | 21%           |              | ▲ +5     |
| BELGIUM       | 19%           |              | ▼ -5     |
| GREAT BRITAIN | 16%           |              | ▼ -1     |
| CANADA        | 15%           |              | ▼ -1     |
| AUSTRALIA     | 14%           |              | =        |
| FRANCE        | 14%           |              | =        |
| MALAYSIA      | 14%           |              | =        |
| US            | 14%           |              | ▼ -3     |
| NETHERLANDS   | 13%           |              | ▼ -2     |
| SPAIN         | 12%           |              | ▲ +5     |
| TURKEY        | 10%           |              | ▼ -7     |
| CHILE         | 7%            |              | =        |
| ISRAEL        | 7%            |              | =        |
| SOUTH AFRICA  | 7%            |              | ▲ +1     |
| PERU          | 6%            |              | =        |
| RUSSIA        | 6%            |              | ▲ +4     |
| HUNGARY       | 5%            |              | ▼ -3     |
| INDIA         | 4%            |              | =        |
| JAPAN         | 4%            |              | ▼ -1     |
| ARGENTINA     | 3%            |              | ▼ -1     |
| MEXICO        | 2%            |              | ▲ +1     |
| POLAND        | 2%            |              | =        |
| SAUDI ARABIA  | 2%            |              | ▼ -2     |
| BRAZIL        | 1%            |              | =        |
| SOUTH KOREA   | 1%            |              | =        |

Base: Representative sample of adults aged 16-74 in 27 participating countries. July 2020: 18,548; June 2020: 18,497.

Source: Global Advisor

# WORLD WORRIES

## 12 | THREATS AGAINST THE ENVIRONMENT

Which three of the following topics do you find the most worrying in your country?

% change compared with previous month:

(%) worried in July 2020 in each country

Jun 2020

| Country       | Flag | % Worried (July 2020) | % Change (Jun 2020) |
|---------------|------|-----------------------|---------------------|
| WORLD         |      | 9%                    | +1                  |
| GERMANY       |      | 20%                   | +1                  |
| FRANCE        |      | 18%                   | +1                  |
| POLAND        |      | 16%                   | +4                  |
| NETHERLANDS   |      | 16%                   | +3                  |
| SWEDEN        |      | 14%                   | +1                  |
| AUSTRALIA     |      | 13%                   | =                   |
| BELGIUM       |      | 12%                   | -2                  |
| CANADA        |      | 12%                   | =                   |
| INDIA         |      | 11%                   | +3                  |
| GREAT BRITAIN |      | 10%                   | -1                  |
| SOUTH KOREA   |      | 10%                   | -1                  |
| MEXICO        |      | 9%                    | +2                  |
| JAPAN         |      | 8%                    | +3                  |
| RUSSIA        |      | 8%                    | +2                  |
| BRAZIL        |      | 7%                    | -2                  |
| HUNGARY       |      | 7%                    | +4                  |
| ITALY         |      | 6%                    | -1                  |
| SAUDI ARABIA  |      | 6%                    | =                   |
| US            |      | 6%                    | -1                  |
| CHILE         |      | 5%                    | =                   |
| MALAYSIA      |      | 5%                    | -2                  |
| ISRAEL        |      | 4%                    | +2                  |
| PERU          |      | 4%                    | -1                  |
| SPAIN         |      | 4%                    | -2                  |
| ARGENTINA     |      | 3%                    | =                   |
| TURKEY        |      | 2%                    | -2                  |
| SOUTH AFRICA  |      | 1%                    | -1                  |

Base: Representative sample of adults aged 16-74 in 27 participating countries. July 2020: 18,548; June 2020: 18,497.

Source: Global Advisor

# WORLD WORRIES

## 13 | RISE OF EXTREMISM

Which three of the following topics do you find the most worrying in your country?

% change compared with previous month:

(%) worried in July 2020 in each country

Jun 2020

| Country       | July 2020 (%) | June 2020 (%) | % change |
|---------------|---------------|---------------|----------|
| WORLD         | 9%            | 9%            | +2       |
| US            | 23%           | 10%           | +13      |
| NETHERLANDS   | 21%           | 13%           | +8       |
| GERMANY       | 20%           | 20%           | =        |
| GREAT BRITAIN | 17%           | 8%            | +9       |
| BELGIUM       | 16%           | 16%           | =        |
| SWEDEN        | 14%           | 13%           | +1       |
| SPAIN         | 13%           | 15%           | -2       |
| FRANCE        | 12%           | 10%           | +2       |
| MALAYSIA      | 12%           | 8%            | +4       |
| AUSTRALIA     | 11%           | 7%            | +4       |
| BRAZIL        | 9%            | 9%            | =        |
| ISRAEL        | 9%            | 6%            | +3       |
| POLAND        | 9%            | 7%            | +2       |
| TURKEY        | 9%            | 9%            | =        |
| CANADA        | 7%            | 8%            | -1       |
| ITALY         | 6%            | 5%            | +1       |
| SOUTH KOREA   | 6%            | 6%            | =        |
| HUNGARY       | 5%            | 5%            | =        |
| INDIA         | 5%            | 4%            | +1       |
| CHILE         | 4%            | 3%            | +1       |
| SAUDI ARABIA  | 4%            | 3%            | +1       |
| ARGENTINA     | 2%            | 2%            | =        |
| JAPAN         | 2%            | 2%            | =        |
| MEXICO        | 2%            | 3%            | -1       |
| SOUTH AFRICA  | 2%            | 2%            | =        |
| PERU          | 1%            | 1%            | =        |
| RUSSIA        | 1%            | 1%            | =        |

Base: Representative sample of adults aged 16-74 in 27 participating countries. July 2020: 18,548; June 2020: 18,497.

Source: Global Advisor

# WORLD WORRIES

## 14 | INFLATION

Which three of the following topics do you find the most worrying in your country?

% change compared with previous month:

(%) worried in July 2020 in each country

Jun 2020

| Country       | July 2020 (%) | Jun 2020 (%) | % change |
|---------------|---------------|--------------|----------|
| WORLD         | 8%            |              | -1       |
| ARGENTINA     | 36%           |              | -6       |
| TURKEY        | 27%           |              | =        |
| RUSSIA        | 17%           |              | =        |
| HUNGARY       | 15%           |              | +7       |
| POLAND        | 15%           |              | =        |
| MALAYSIA      | 11%           |              | -4       |
| MEXICO        | 9%            |              | =        |
| CANADA        | 8%            |              | -1       |
| INDIA         | 8%            |              | =        |
| SAUDI ARABIA  | 8%            |              | +2       |
| AUSTRALIA     | 7%            |              | -3       |
| GERMANY       | 7%            |              | =        |
| BELGIUM       | 6%            |              | +3       |
| SOUTH KOREA   | 6%            |              | -2       |
| BRAZIL        | 5%            |              | -1       |
| CHILE         | 5%            |              | -1       |
| GREAT BRITAIN | 5%            |              | +1       |
| SOUTH AFRICA  | 5%            |              | +1       |
| FRANCE        | 4%            |              | -4       |
| ITALY         | 4%            |              | -1       |
| JAPAN         | 4%            |              | -1       |
| PERU          | 4%            |              | -1       |
| ISRAEL        | 3%            |              | -1       |
| US            | 3%            |              | -1       |
| NETHERLANDS   | 2%            |              | =        |
| SPAIN         | 2%            |              | =        |
| SWEDEN        | 1%            |              | -1       |

Base: Representative sample of adults aged 16-74 in 27 participating countries. July 2020: 18,548; June 2020: 18,497.

Source: Global Advisor

# WORLD WORRIES

## 15 | TERRORISM

Which three of the following topics do you find the most worrying in your country?

% change compared with previous month:

(%) worried in July 2020 in each country

Jun 2020

| Country       | July 2020 (%) | Jun 2020 (%) | % change |
|---------------|---------------|--------------|----------|
| WORLD         | 7%            |              | +1       |
| TURKEY        | 23%           |              | -1       |
| ISRAEL        | 21%           |              | -5       |
| SAUDI ARABIA  | 18%           |              | +7       |
| INDIA         | 17%           |              | +2       |
| GREAT BRITAIN | 15%           |              | +7       |
| FRANCE        | 10%           |              | -1       |
| GERMANY       | 10%           |              | -1       |
| US            | 10%           |              | +1       |
| BELGIUM       | 9%            |              | +3       |
| AUSTRALIA     | 7%            |              | +3       |
| NETHERLANDS   | 7%            |              | +3       |
| SWEDEN        | 7%            |              | -2       |
| MALAYSIA      | 6%            |              | +2       |
| ITALY         | 3%            |              | +2       |
| POLAND        | 3%            |              | +1       |
| SPAIN         | 3%            |              | +2       |
| BRAZIL        | 2%            |              | +1       |
| CANADA        | 2%            |              | -1       |
| CHILE         | 2%            |              | =        |
| JAPAN         | 2%            |              | =        |
| MEXICO        | 2%            |              | =        |
| RUSSIA        | 2%            |              | +1       |
| SOUTH AFRICA  | 2%            |              | +1       |
| PERU          | 1%            |              | =        |
| SOUTH KOREA   | 1%            |              | =        |
| ARGENTINA     | *             |              | -1       |
| HUNGARY       | *             |              | -2       |

Base: Representative sample of adults aged 16-74 in 27 participating countries. July 2020: 18,548; June 2020: 18,497.

Source: Global Advisor

16 | MAINTAINING SOCIAL PROGRAMMES

Which three of the following topics do you find the most worrying in your country?

% change compared with previous month:

(%) worried in July 2020 in each country

Jun 2020

| Country       | July 2020 (%) | June 2020 (%) | % change |
|---------------|---------------|---------------|----------|
| WORLD         | 7%            | =             | =        |
| JAPAN         | 20%           | +1            | ▲        |
| SWEDEN        | 19%           | +1            | ▲        |
| SOUTH KOREA   | 17%           | +4            | ▲        |
| GREAT BRITAIN | 9%            | -3            | ▼        |
| RUSSIA        | 9%            | =             | =        |
| NETHERLANDS   | 9%            | +1            | ▲        |
| AUSTRALIA     | 8%            | -2            | ▼        |
| BELGIUM       | 8%            | +2            | ▲        |
| POLAND        | 8%            | -1            | ▼        |
| CANADA        | 7%            | =             | =        |
| HUNGARY       | 7%            | =             | =        |
| ISRAEL        | 7%            | +3            | ▲        |
| ITALY         | 7%            | =             | =        |
| SPAIN         | 7%            | -1            | ▼        |
| FRANCE        | 5%            | -1            | ▼        |
| MEXICO        | 5%            | =             | =        |
| ARGENTINA     | 4%            | =             | =        |
| GERMANY       | 4%            | =             | =        |
| MALAYSIA      | 4%            | =             | =        |
| SAUDI ARABIA  | 4%            | -3            | ▼        |
| CHILE         | 3%            | +1            | ▲        |
| INDIA         | 3%            | =             | =        |
| SOUTH AFRICA  | 3%            | +1            | ▲        |
| US            | 3%            | =             | =        |
| BRAZIL        | 2%            | =             | =        |
| PERU          | 2%            | +1            | ▲        |
| TURKEY        | *             | -2            | ▼        |

Base: Representative sample of adults aged 16-74 in 27 participating countries. July 2020: 18,548; June 2020: 18,497.

Source: Global Advisor

# WORLD WORRIES

## 17 | ACCESS TO CREDIT

Which three of the following topics do you find the most worrying in your country?

% change compared with previous month:

(%) worried in July 2020 in each country

Jun 2020

| Country       | Worried (%) | % change compared with previous month: |
|---------------|-------------|--|
| WORLD         | 2%          | =                                      |
| HUNGARY       | 5%          | ▲ +3                                   |
| MALAYSIA      | 3%          | ▲ +1                                   |
| RUSSIA        | 3%          | =                                      |
| SAUDI ARABIA  | 3%          | ▼ -2                                   |
| AUSTRALIA     | 2%          | =                                      |
| BELGIUM       | 2%          | ▼ -1                                   |
| CANADA        | 2%          | ▲ +1                                   |
| ISRAEL        | 2%          | =                                      |
| ITALY         | 2%          | ▼ -2                                   |
| MEXICO        | 2%          | ▲ +1                                   |
| POLAND        | 2%          | ▲ +1                                   |
| SOUTH AFRICA  | 2%          | ▲ +1                                   |
| SOUTH KOREA   | 2%          | ▲ +1                                   |
| ARGENTINA     | 1%          | =                                      |
| BRAZIL        | 1%          | =                                      |
| CHILE         | 1%          | =                                      |
| FRANCE        | 1%          | =                                      |
| GERMANY       | 1%          | =                                      |
| GREAT BRITAIN | 1%          | =                                      |
| INDIA         | 1%          | =                                      |
| JAPAN         | 1%          | =                                      |
| PERU          | 1%          | =                                      |
| NETHERLANDS   | 1%          | =                                      |
| SPAIN         | 1%          | ▼ -1                                   |
| SWEDEN        | 1%          | =                                      |
| US            | 1%          | =                                      |
| TURKEY        | *           | ▼ -3                                   |

Base: Representative sample of adults aged 16-74 in 27 participating countries. July 2020: 18,548; June 2020: 18,497.

Source: Global Advisor

18 | CHILDHOOD OBESITY

Which three of the following topics do you find the most worrying in your country?

% change compared with previous month:

(%) worried in July 2020 in each country

Jun 2020

| Country       | July 2020 (%) | June 2020 (%) | % change |
|---------------|---------------|---------------|----------|
| WORLD         | 2%            |               | =        |
| SAUDI ARABIA  | 9%            |               | ▼ -4     |
| POLAND        | 5%            |               | ▲ +1     |
| MEXICO        | 4%            |               | ▲ +1     |
| NETHERLANDS   | 4%            |               | ▼ -2     |
| AUSTRALIA     | 3%            |               | ▼ -1     |
| GERMANY       | 3%            |               | =        |
| GREAT BRITAIN | 3%            |               | =        |
| INDIA         | 3%            |               | =        |
| MALAYSIA      | 3%            |               | ▲ +2     |
| SWEDEN        | 3%            |               | ▲ +1     |
| HUNGARY       | 2%            |               | =        |
| ISRAEL        | 2%            |               | ▼ -2     |
| ARGENTINA     | 1%            |               | =        |
| BELGIUM       | 1%            |               | ▼ -1     |
| BRAZIL        | 1%            |               | =        |
| CANADA        | 1%            |               | ▼ -1     |
| FRANCE        | 1%            |               | =        |
| ITALY         | 1%            |               | =        |
| JAPAN         | 1%            |               | ▲ +1     |
| SOUTH KOREA   | 1%            |               | ▲ +1     |
| US            | 1%            |               | =        |
| CHILE         | *             |               | ▼ -1     |
| PERU          | *             |               | ▼ -1     |
| RUSSIA        | *             |               | ▼ -1     |
| SOUTH AFRICA  | *             |               | ▼ -1     |
| SPAIN         | *             |               | ▼ -1     |
| TURKEY        | *             |               | =        |

Base: Representative sample of adults aged 16-74 in 27 participating countries. July 2020: 18,548; June 2020: 18,497.

Source: Global Advisor





# METHODOLOGY

## METHODOLOGY

The survey is conducted monthly in 27 countries around the world via the Ipsos Online Panel. The countries included are Argentina, Australia, Belgium, Brazil, Canada, Chile, France, Great Britain, Germany, Hungary, India, Israel, Italy, Japan, Malaysia, Mexico, Netherlands, Peru, Poland, Russia, Saudi Arabia, South Africa, South Korea, Spain, Sweden, Turkey and the United States of America.

For the results of the survey presented herein, an international sample of 18,548 adults aged 18-74 in the US, South Africa, Turkey, Israel and Canada, and age 16-74 in all other countries, were interviewed between June 19th 2020 and July 3rd 2020. Approximately 1000+ individuals participated on a country by country basis via the Ipsos Online Panel.

The precision of Ipsos online polls are calculated using a credibility interval with a poll of 1,000 accurate to +/- 3.1 percentage points and of 500 accurate to +/- 4.5 percentage points. For more information on the Ipsos use of credibility intervals, please visit the Ipsos website.

Weighting has been employed to balance demographics and ensure that the sample's composition reflects that of the adult population according to the most recent country census data.

A survey with an unweighted probability sample of this size would have an estimated margin of error of +/- 3.1 percentage points for a sample of 1,000 and an estimated margin of error of +/- 4.5 percentage points for a 500 sample 19 times out of 20.

In 17 of the 27 countries surveyed internet penetration is sufficiently high to think of the samples as representative of the wider population within the age ranges covered: Argentina, Australia, Belgium, Canada, France, Germany, Hungary, Israel, Italy, Japan, Netherlands, Poland, South Korea, Spain, Sweden, Great Britain and United States.

Brazil, Chile, India, Malaysia, Mexico, Russia, Peru, Saudi Arabia, South Africa and Turkey have lower levels of internet penetration and so these samples should not be considered nationally representative, and instead be considered to represent a more affluent, connected population. These are still a vital social group to understand in these countries, representing an important and emerging middle class.



# APPENDIX

## FOR MORE INFORMATION


**Simon Atkinson**

Chief Knowledge Officer

 [simon.atkinson@ipsos.com](mailto:simon.atkinson@ipsos.com)

**Gideon Skinner**

Research Director

 [gideon.skinner@ipsos.com](mailto:gideon.skinner@ipsos.com)

**Teodros Gebrekal**

Researcher

 [teodros.gebrekal@ipsos.com](mailto:teodros.gebrekal@ipsos.com)