

Global Attitudes on a COVID-19 Vaccine

Ipsos survey for the World Economic Forum

Conducted on Global Advisor (July 24 - August 7, 2020)



Q1_1. To what extent do you agree or disagree with each of the following:

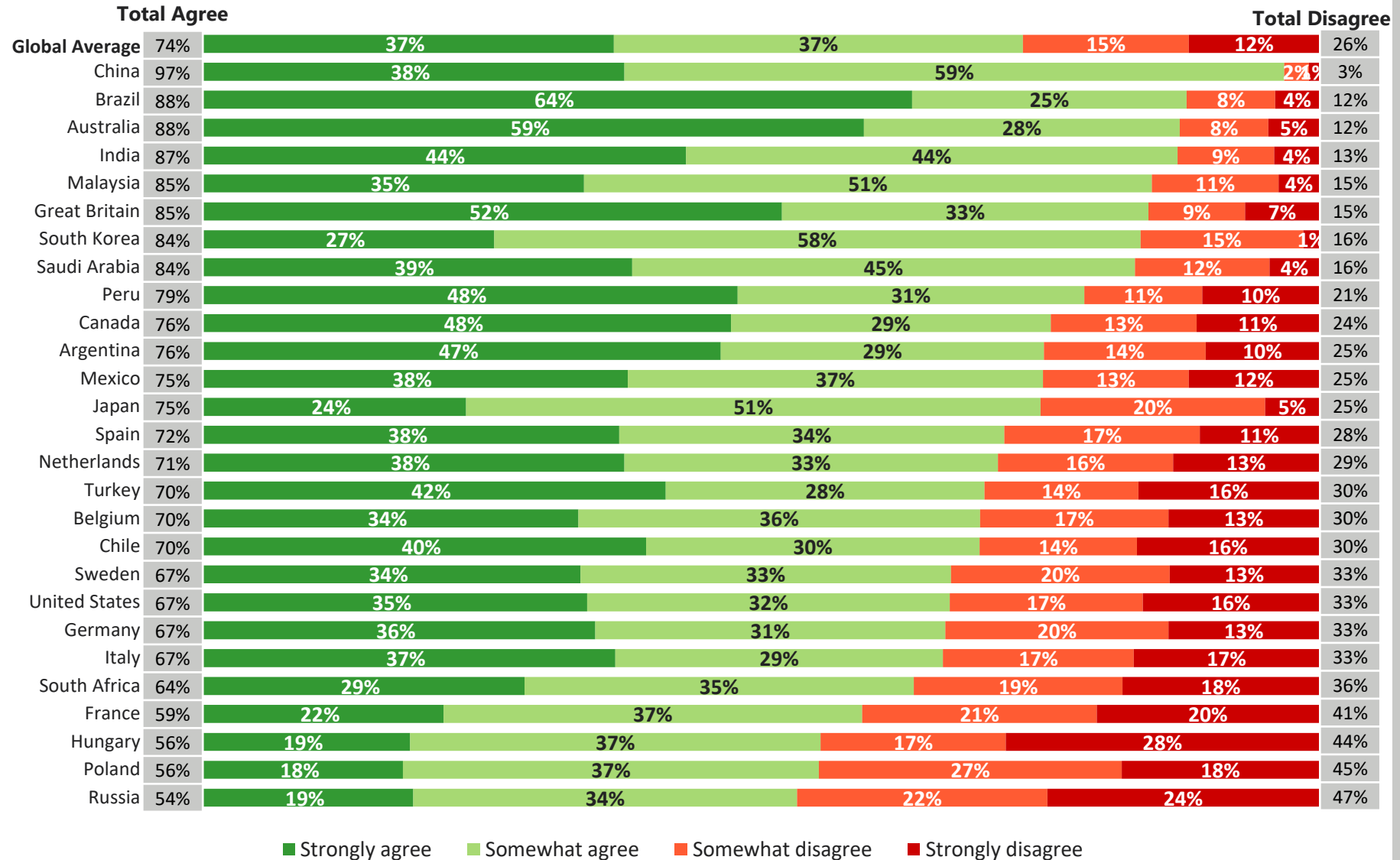
If a vaccine for COVID-19 were available, I would get it

Globally, 74% agree that they would get a COVID-19 vaccine should it become available, while 26% disagree.

China is a stand-out, where virtually all agree. On the other hand, online adults in Hungary, Poland, and Russia prove more divided.

In most countries, those who agree outnumber those who disagree by a significant margin (exceeding 50 points in 12 out of 27 countries).

If a vaccine for COVID-19 were available, I would get it



Q1_2. To what extent do you agree or disagree with each of the following:

A vaccine for COVID-19 will be available to me before the end of 2020

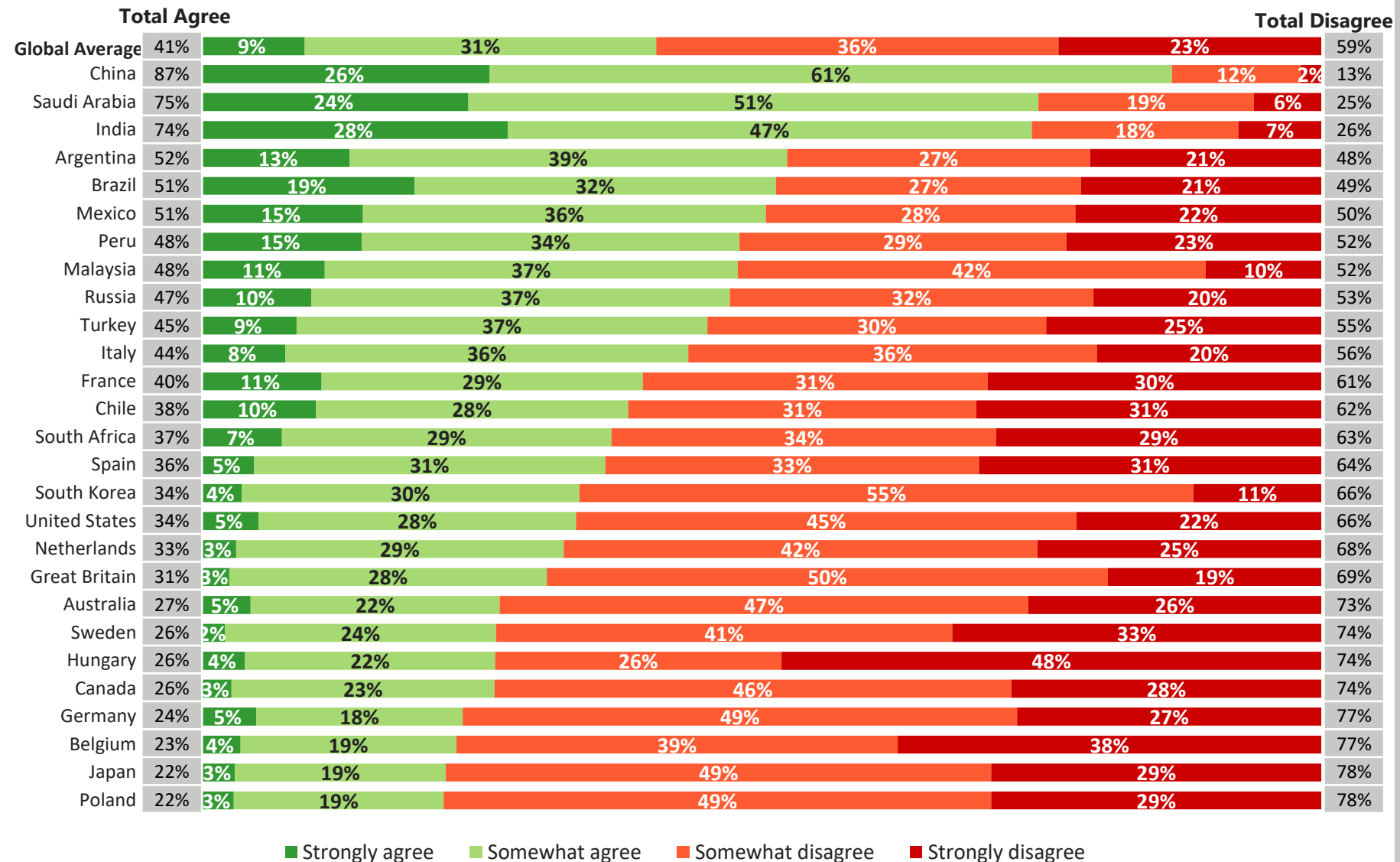
Globally, 59% disagree that a COVID-19 vaccine will be available to them in 2020, leaving 41% who agree.

Again, China stands out in its optimism, with 87% of adults surveyed expecting a vaccine will be ready this year. Agreement is also relatively high in Saudi Arabia and India.

By contrast, adults in Germany, Belgium, Japan, and Poland are least optimistic, with fewer than 1 in 4 anticipating a vaccine this year.

Those in a number of countries – Argentina, Brazil, Mexico, Peru, Malaysia, and Russia – are more split on the matter.

A vaccine for COVID-19 will be available to me before the end of 2020



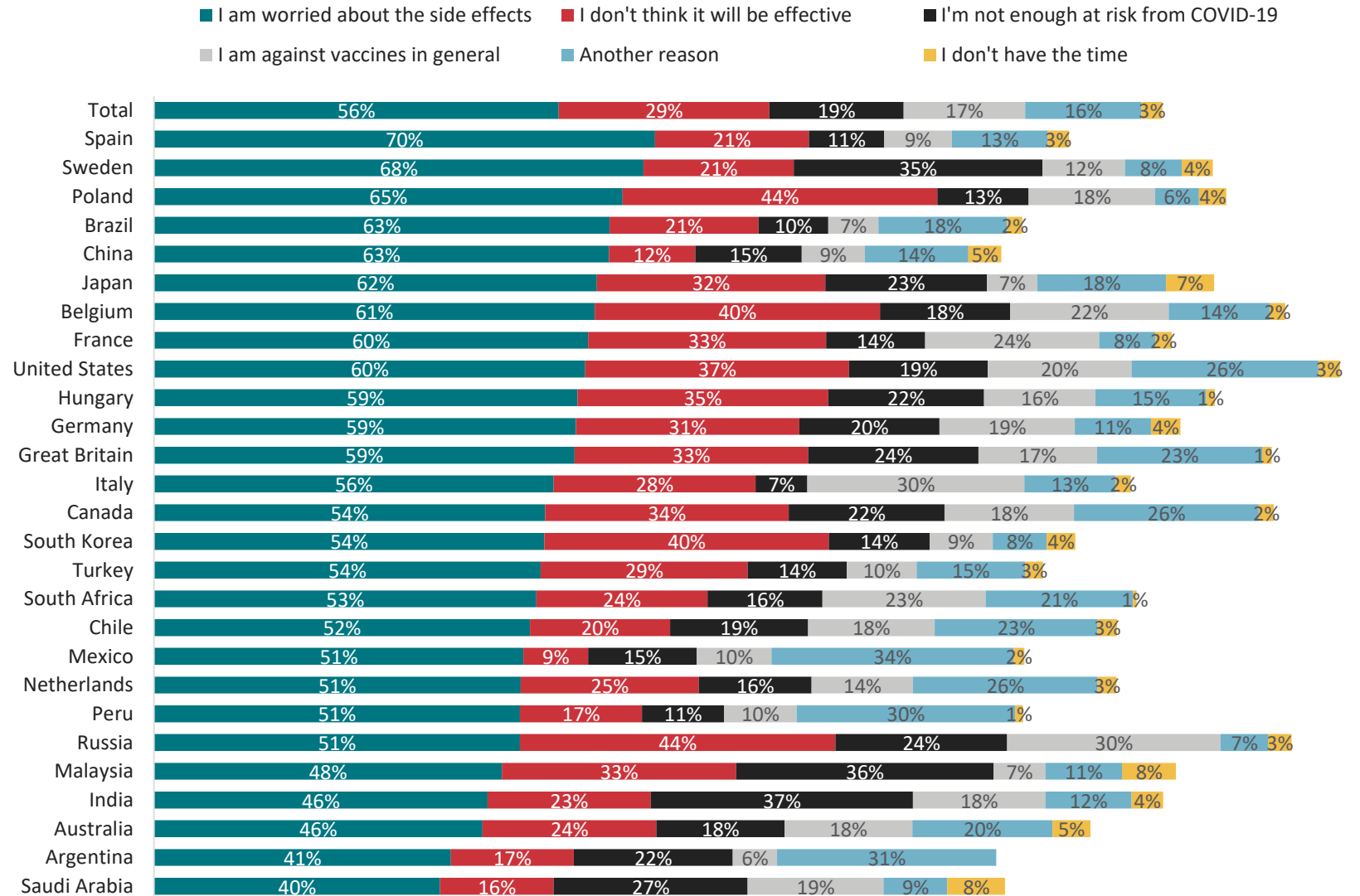
Base: 19,519 online adults aged 16-74 across 27 countries

Q2. Which best describes why you would not take a vaccine for COVID-19? (multi-response possible)

Base = Strongly disagree or somewhat disagree they would get a vaccine if it were available (strongly disagree or somewhat disagree in Q1_1)

The most frequently mentioned reason for not taking a vaccine among those who would not get one is worry about side effects, followed by perception of effectiveness. However, there are several countries where as many as one third feel they are not sufficiently at risk.

Reasons for not taking a vaccine



Percentages add up to more than 100% as multiple answers were allowed

Base: 4,860 online adults aged 16-74 across 27 countries



- These are the results of a survey conducted by Ipsos on its Global Advisor online platform.
- Ipsos interviewed a total of 19519 adults aged 18-74 in United States, Canada, Malaysia, South Africa, and Turkey, and 16-74 in 22 other countries between July 24 and August 7, 2020.
- The sample consists of approximately 1,000 individuals in each of Australia, Belgium, Brazil, Canada, China (mainland), France, Germany, Great Britain, Italy, Japan, Spain, and the U.S., and 500 individuals in each of Argentina, Chile, Hungary, India, Malaysia, Mexico, the Netherlands, Peru, Poland, Russia, Saudi Arabia, South Africa, South Korea, Sweden, and Turkey.
- The samples in Argentina, Australia, Belgium, Canada, France, Germany, Great Britain, Hungary, Italy, Japan, the Netherlands, Poland, South Korea, Spain, Sweden, and the U.S. can be taken as representative of these countries' general adult population under the age of 75.
- The samples in Brazil, Chile, China (mainland), India, Malaysia, Mexico, Peru, Russia, Saudi Arabia, South Africa and Turkey are more urban, more educated, and/or more affluent than the general population. The survey results for these countries should be viewed as reflecting the views of the more "connected" segment of these population.
- The data is weighted so that each country's sample composition best reflects the demographic profile of the adult population according to the most recent census data.
- Where results do not sum to 100 or the 'difference' appears to be +/-1 more/less than the actual, this may be due to rounding, multiple responses or the exclusion of don't knows or not stated responses.
- The precision of Ipsos online polls are calculated using a credibility interval with a poll of 1,000 accurate to +/- 3.5 percentage points and of 500 accurate to +/- 4.8 percentage points. For more information on the Ipsos use of credibility intervals, please visit the Ipsos website.
- The publication of these findings abides by local rules and regulations.