

WHAT WORRIES THE



July

2020

GAME CHANGERS



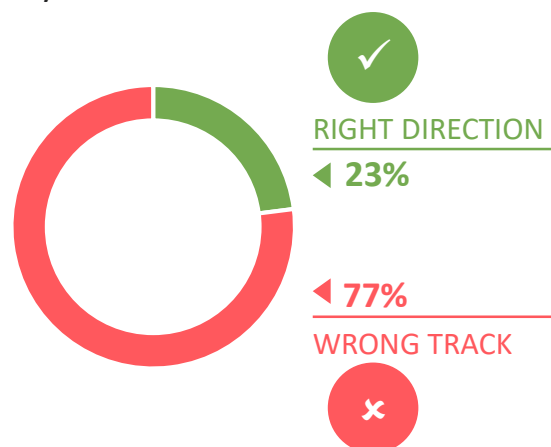
HUNGARY SUMMARY: JULY 2020

The majority (77%) of Hungarians think things in the country are on the wrong track.

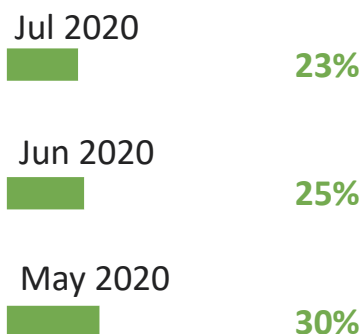
Healthcare currently occupies the top spot for concern with 56% saying this.

Generally speaking, would you say things in this country are heading in the right direction, or are they off on the wrong track?

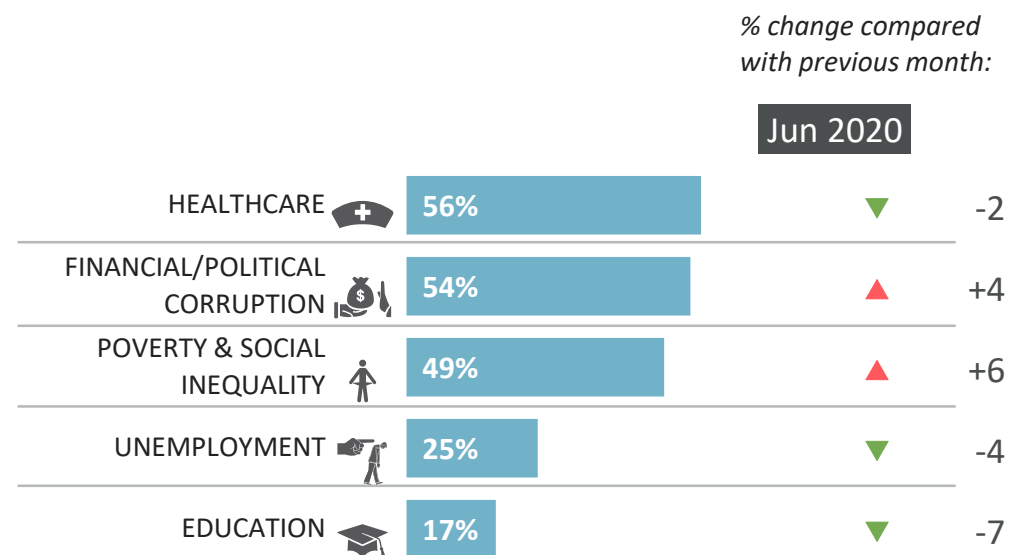
**RIGHT DIRECTION/
WRONG TRACK**
July 2020



RIGHT DIRECTION



Which three of the following topics do you find the most worrying in your country?



Base: Representative sample of Hungarian adults aged 16-74. c.500 per month

Source: Global Advisor

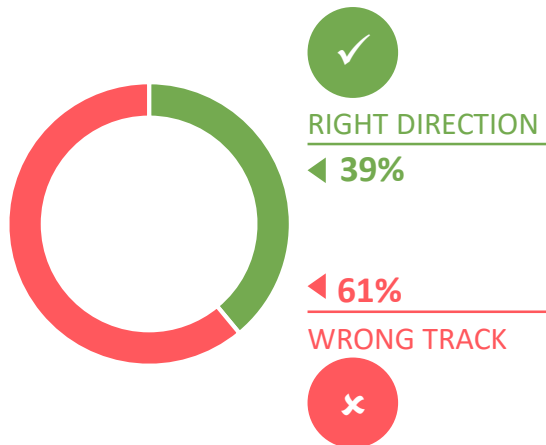
WORLD SUMMARY: JULY 2020

The majority (61%) of people around the world think things in their country are on the wrong track.

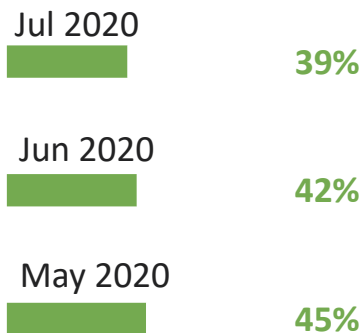
Coronavirus (COVID-19) currently occupies the top spot for global concern with 43% saying this.

Generally speaking, would you say things in this country are heading in the right direction, or are they off on the wrong track?

**RIGHT DIRECTION/
WRONG TRACK**
July 2020



RIGHT DIRECTION



Which three of the following topics do you find the most worrying in your country?*


*% change compared
with previous month:*

Jun 2020

CORONAVIRUS (COVID-19)		43%	▼	-4
UNEMPLOYMENT		40%	▼	-2
POVERTY & SOCIAL INEQUALITY		32%	▲	+1
FINANCIAL/POLITICAL CORRUPTION		27%	▲	+1
CRIME & VIOLENCE		24%	▲	+3

Base: Representative sample of Hungarian adults aged 16-74. c.18548 per month

Source: Global Advisor



RIGHT

DIRECTION

WRONG

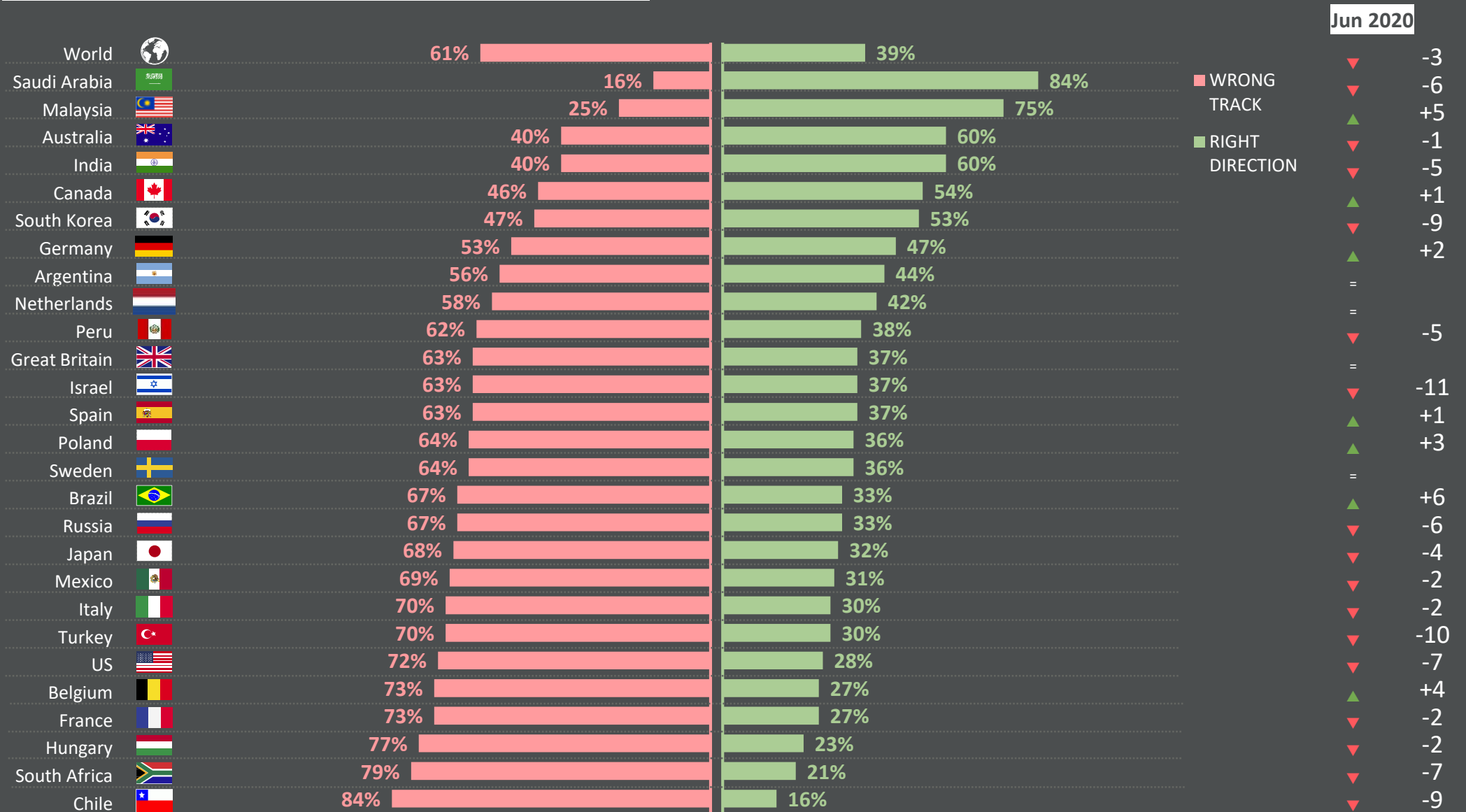
TRACK

- Country comparisons
- Trends over time: Hungary
- Trends over time: world

COUNTRY COMPARISON

RIGHT DIRECTION/WRONG TRACK

% change compared with previous month:



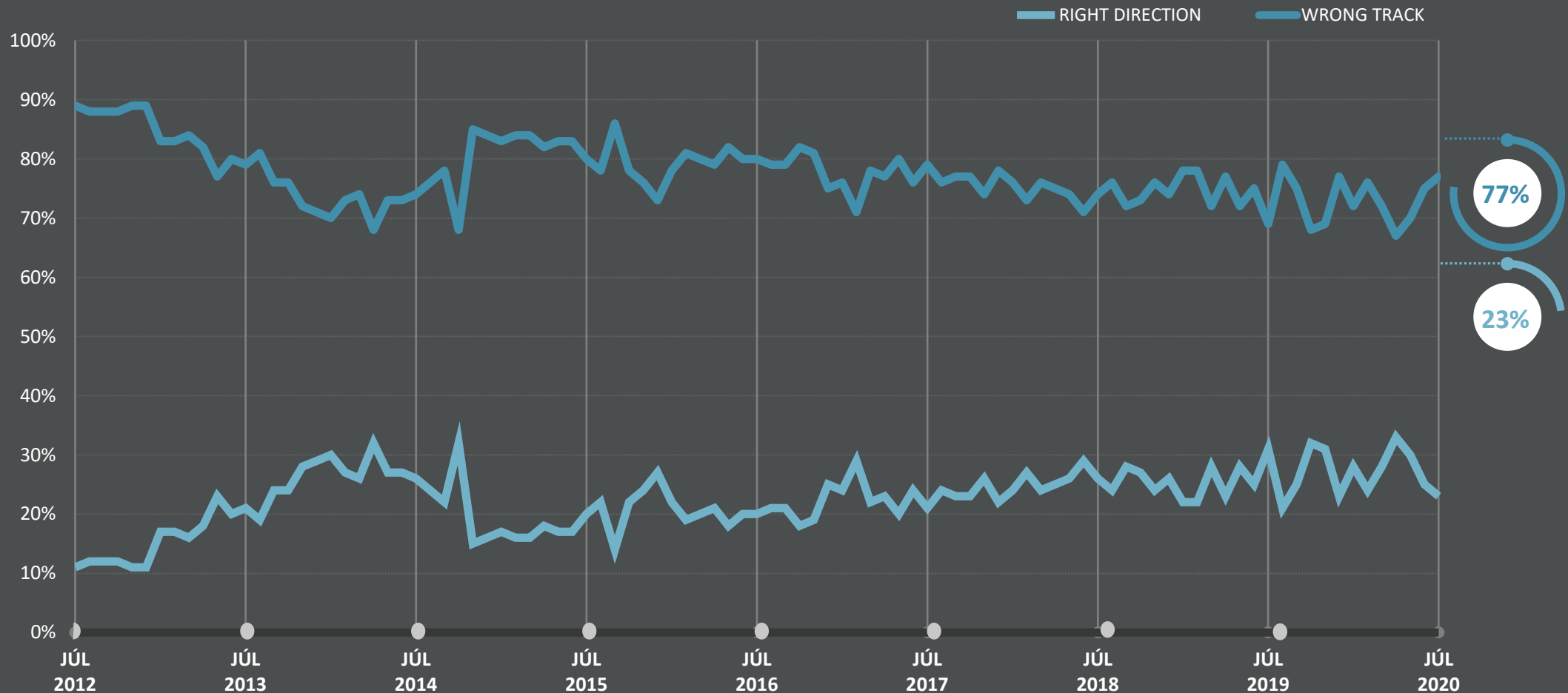
Base: Representative sample of 18,548 adults aged 16-74 in 27 participating countries, June 19th 2020 - July 3rd 2020.

Source: Global Advisor

World Worries | July 2020 | Version 1 | Public | © Ipsos 2019

HUNGARY: RIGHT DIRECTION/ WRONG TRACK

Generally speaking, would you say things in this country are heading in the right direction, or are they off on the wrong track?

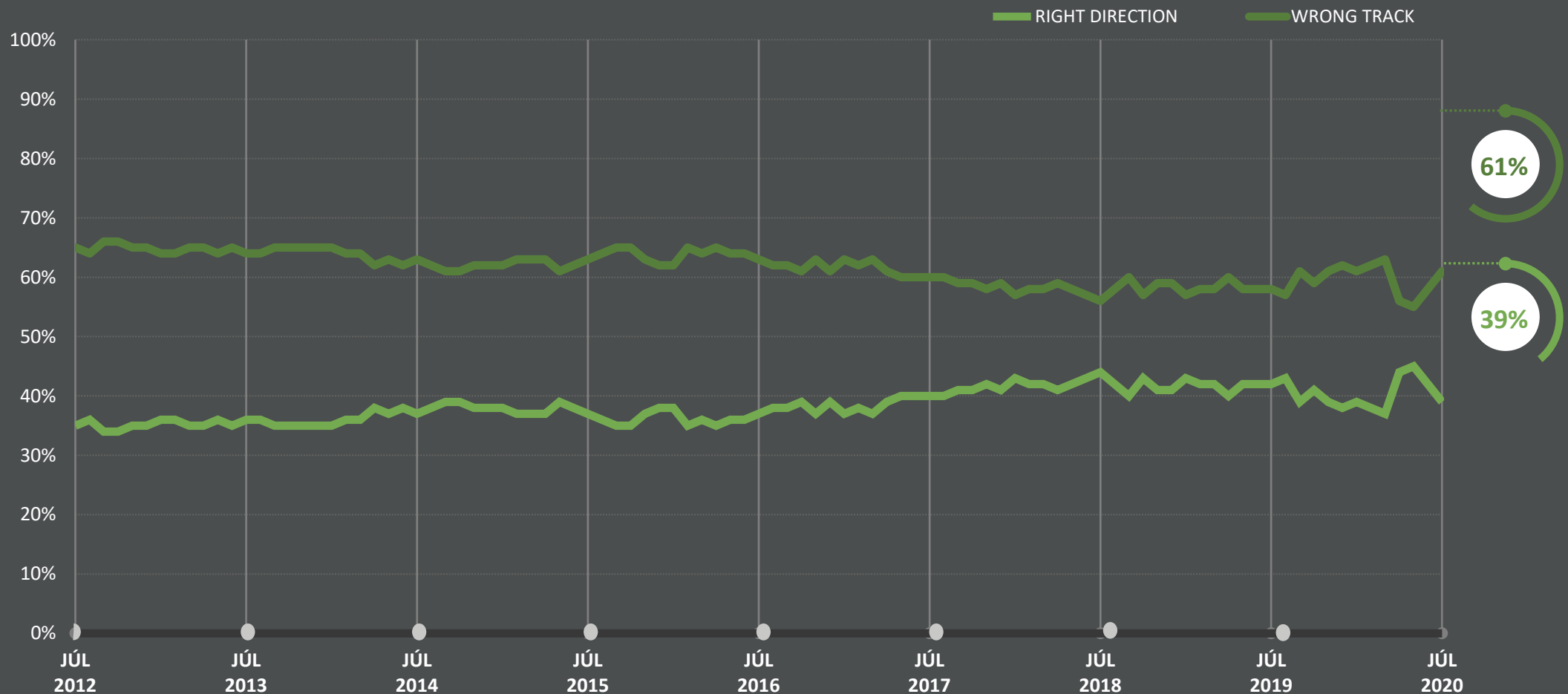


Base: Representative sample of Hungarian adults aged 16-74. c.500 per month

Source: Global Advisor

WORLD: RIGHT DIRECTION/ WRONG TRACK

Generally speaking, would you say things in this country are heading in the right direction, or are they off on the wrong track?



Base: Representative sample of Hungarian adults aged 16-74. c.18548 per month

Source: Global Advisor



HUNGARY'S WORRIES

- Hungary's top worries
- World's top worries
- Trends over time for worries: Hungary & world

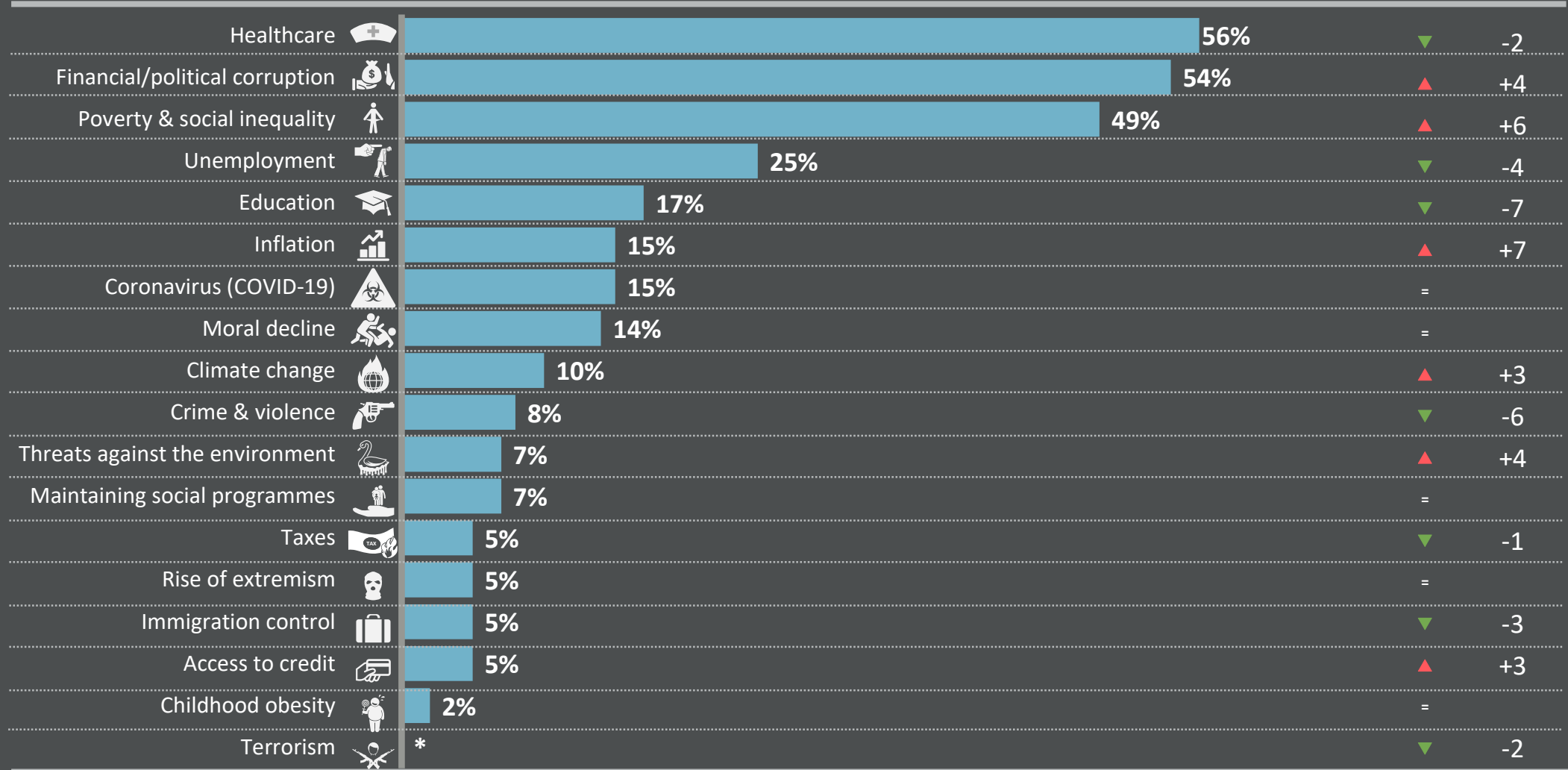
HUNGARY'S WORRIES

Which three of the following topics do you find the most worrying in your country?

% change compared with previous month:

Mentioned in July 2020 (%)

Jun 2020



Base: Representative sample of Hungarian adults aged 16-74. July 2020: 500; June 2020: 500.

Source: Global Advisor

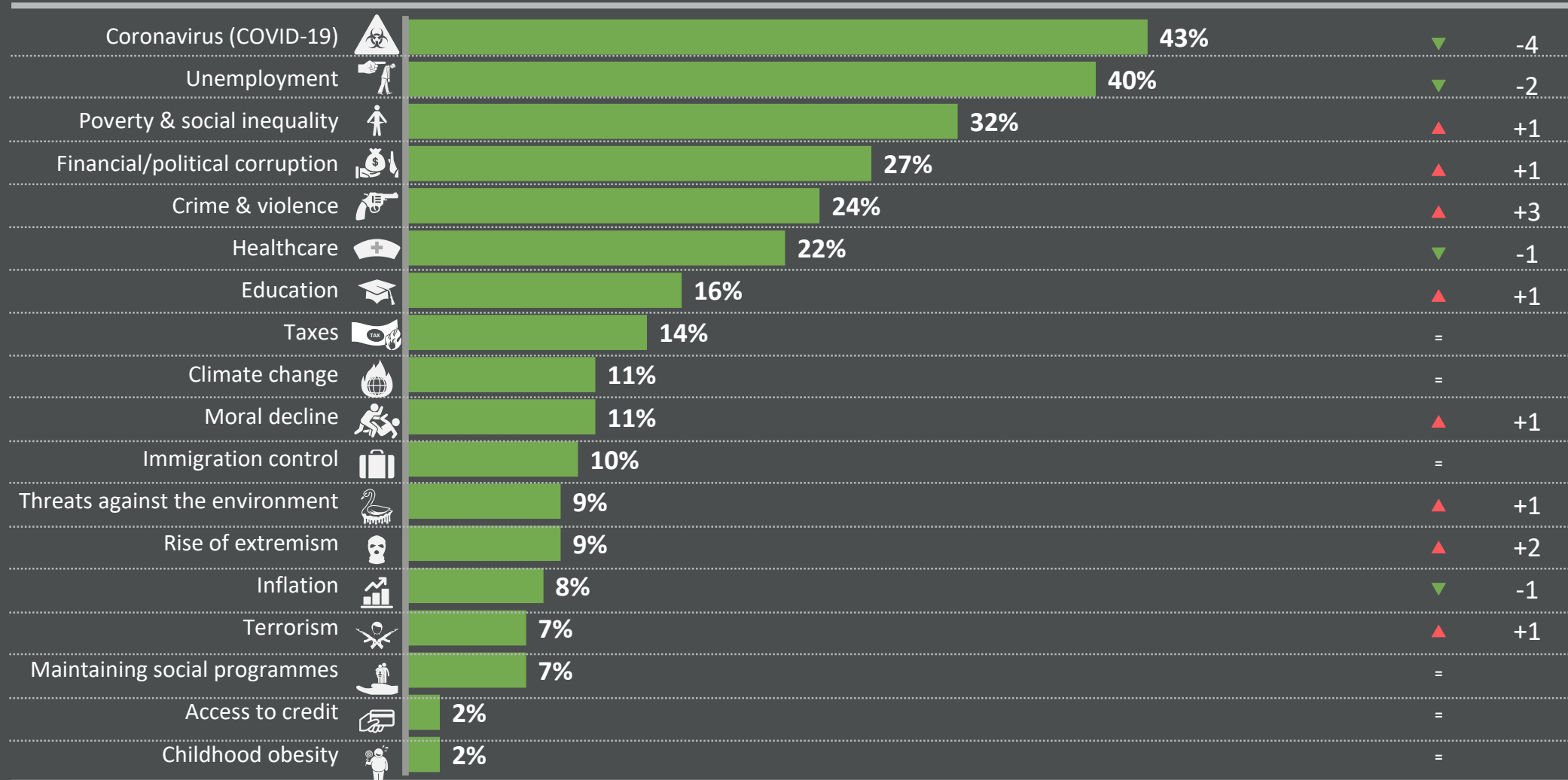
WORLD WORRIES

Which three of the following topics do you find the most worrying in your country?

% change compared with previous month:

Mentioned in July 2020 (%)

Jun 2020

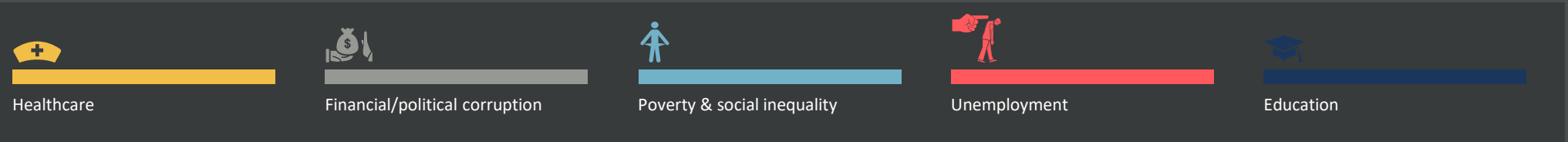
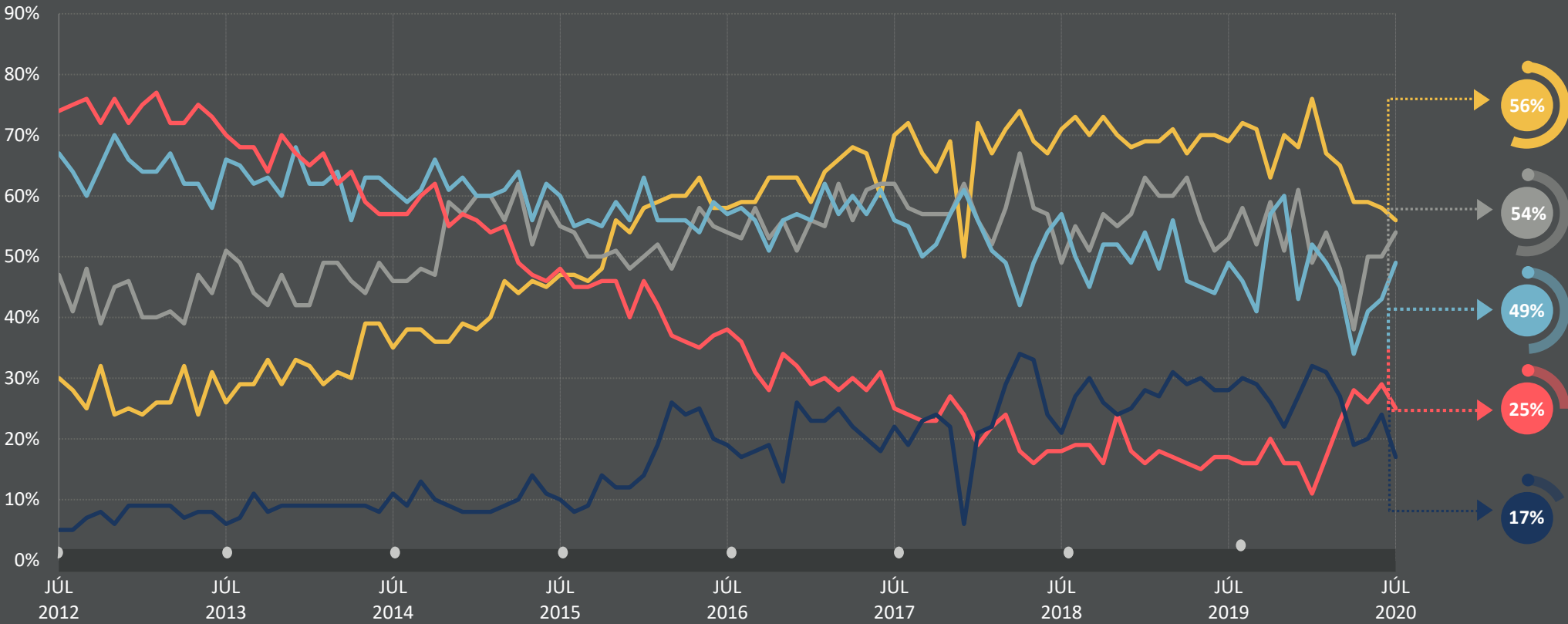


Base: Representative sample of adults aged 16-74. July 2020: 18,548; June 2020: 18,497.

Source: Global Advisor

HUNGARY'S CURRENT TOP 5 WORRIES: LONG-TERM TRENDS

Which three of the following topics do you find the most worrying in your country?

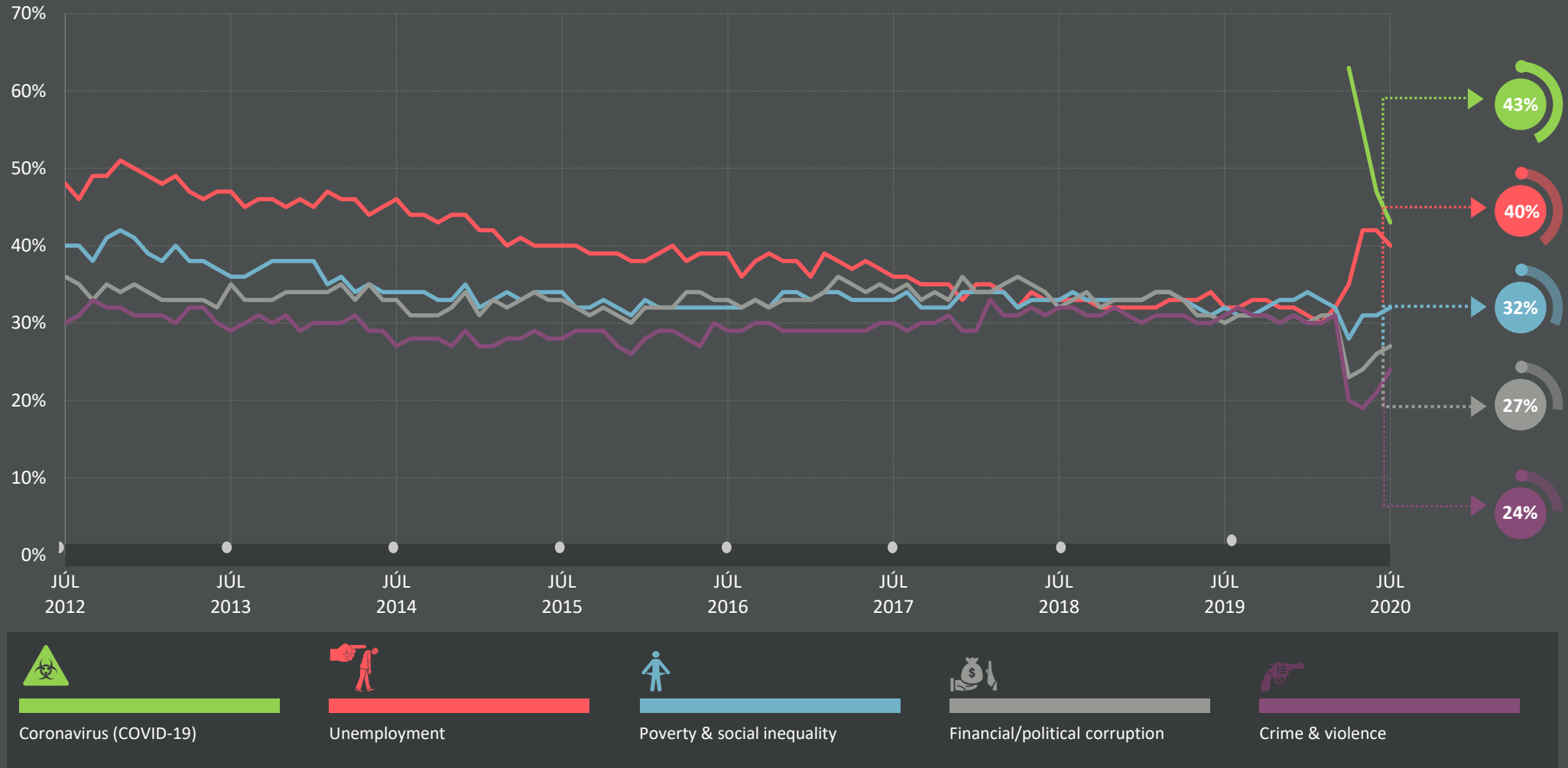


Base: Representative sample of Hungarian adults aged 16-74. c.500 per month
Source: Global Advisor

THE WORLD'S CURRENT TOP 5 WORRIES:

LONG-TERM TRENDS

Which three of the following topics do you find the most worrying in your country?



Base: Representative sample of adults aged 16-64, c.18,000-20,000 per month.

Source: Global Advisor

WORLD WORRIES

COUNTRY COMPARISON



- Top concern by country
- Top 3 concerns by country
- Country comparison of Hungary's top 5 concerns

HUNGARY VS. GLOBAL





























1 | HEALTHCARE

Which three of the following topics do you find the most worrying in your country?

% change compared with previous month:

(%) worried in July 2020 in each country

Jun 2020

WORLD		22%	▼	-1
HUNGARY		56%	▼	-2
BRAZIL		44%	▲	+2
POLAND		44%	▲	+3
NETHERLANDS		34%	▲	+2
CANADA		32%	▼	-1
SPAIN		29%	▲	+2
SWEDEN		29%	▲	+3
RUSSIA		28%	▼	-1
INDIA		25%	▲	+1
PERU		24%	▼	-5
US		24%	▼	-5
GREAT BRITAIN		22%	▼	-6
ISRAEL		20%	▲	+3
BELGIUM		19%	▼	-7
AUSTRALIA		18%	▼	-4
JAPAN		17%	▼	-4
CHILE		16%	▼	-2
FRANCE		16%	▼	-3
ITALY		16%	▲	+2
SAUDI ARABIA		13%	▼	-1
SOUTH AFRICA		13%	▼	-3
MEXICO		12%	▼	-4
ARGENTINA		11%	=	
MALAYSIA		10%	▼	-5
GERMANY		9%	▼	-4
SOUTH KOREA		5%	▲	+1
TURKEY		2%	▲	+1

Base: Representative sample of adults aged 16-74 in 27 participating countries. July 2020: 18,548; June 2020: 18,497.

Source: Global Advisor





























2 | FINANCIAL/POLITICAL CORRUPTION

Which three of the following topics do you find the most worrying in your country?

% change compared
with previous month:

(%) worried in July 2020 in each country

Jun 2020

WORLD		27%	▲	+1
HUNGARY		54%	▲	+4
RUSSIA		53%	▲	+5
SOUTH AFRICA		51%	▼	-1
PERU		46%	▲	+5
MALAYSIA		39%	=	
BRAZIL		38%	▼	-1
ARGENTINA		32%	▲	+5
SOUTH KOREA		32%	=	
ISRAEL		30%	▼	-1
POLAND		30%	▼	-9
INDIA		29%	▲	+2
JAPAN		27%	▲	+3
SPAIN		27%	▼	-2
CHILE		25%	▲	+1
ITALY		25%	=	
TURKEY		25%	▲	+7
MEXICO		23%	▼	-3
BELGIUM		22%	=	
US		22%	▼	-4
AUSTRALIA		17%	▲	+4
CANADA		16%	▲	+2
SAUDI ARABIA		16%	=	
FRANCE		15%	▲	+2
GREAT BRITAIN		9%	▼	-4
GERMANY		8%	▼	-1
SWEDEN		7%	=	
NETHERLANDS		5%	▼	-2

Base: Representative sample of adults aged 16-74 in 27 participating countries. July 2020: 18,548; June 2020: 18,497.

Source: Global Advisor





























3 | POVERTY & SOCIAL INEQUALITY

Which three of the following topics do you find the most worrying in your country?

% change compared
with previous month:

(%) worried in July 2020 in each country

Jun 2020

WORLD		32%	▲	+1
RUSSIA		59%	▼	-2
CHILE		56%	▲	+6
HUNGARY		49%	▲	+6
GERMANY		40%	▲	+7
ARGENTINA		38%	▲	+2
TURKEY		36%	▲	+2
FRANCE		34%	=	
MEXICO		34%	▼	-1
SOUTH AFRICA		34%	▼	-4
BRAZIL		33%	▲	+4
BELGIUM		32%	▼	-6
ISRAEL		32%	▲	+1
PERU		32%	=	
ITALY		31%	▼	-2
NETHERLANDS		31%	▲	+3
SPAIN		30%	▼	-3
GREAT BRITAIN		29%	▲	+1
POLAND		29%	▲	+8
SOUTH KOREA		29%	▼	-3
CANADA		26%	▲	+3
INDIA		26%	▼	-2
JAPAN		26%	▼	-3
MALAYSIA		23%	▲	+2
AUSTRALIA		22%	▼	-2
US		21%	▲	+2
SWEDEN		18%	▼	-3
SAUDI ARABIA		13%	▼	-2

Base: Representative sample of adults aged 16-74 in 27 participating countries. July 2020: 18,548; June 2020: 18,497.

Source: Global Advisor

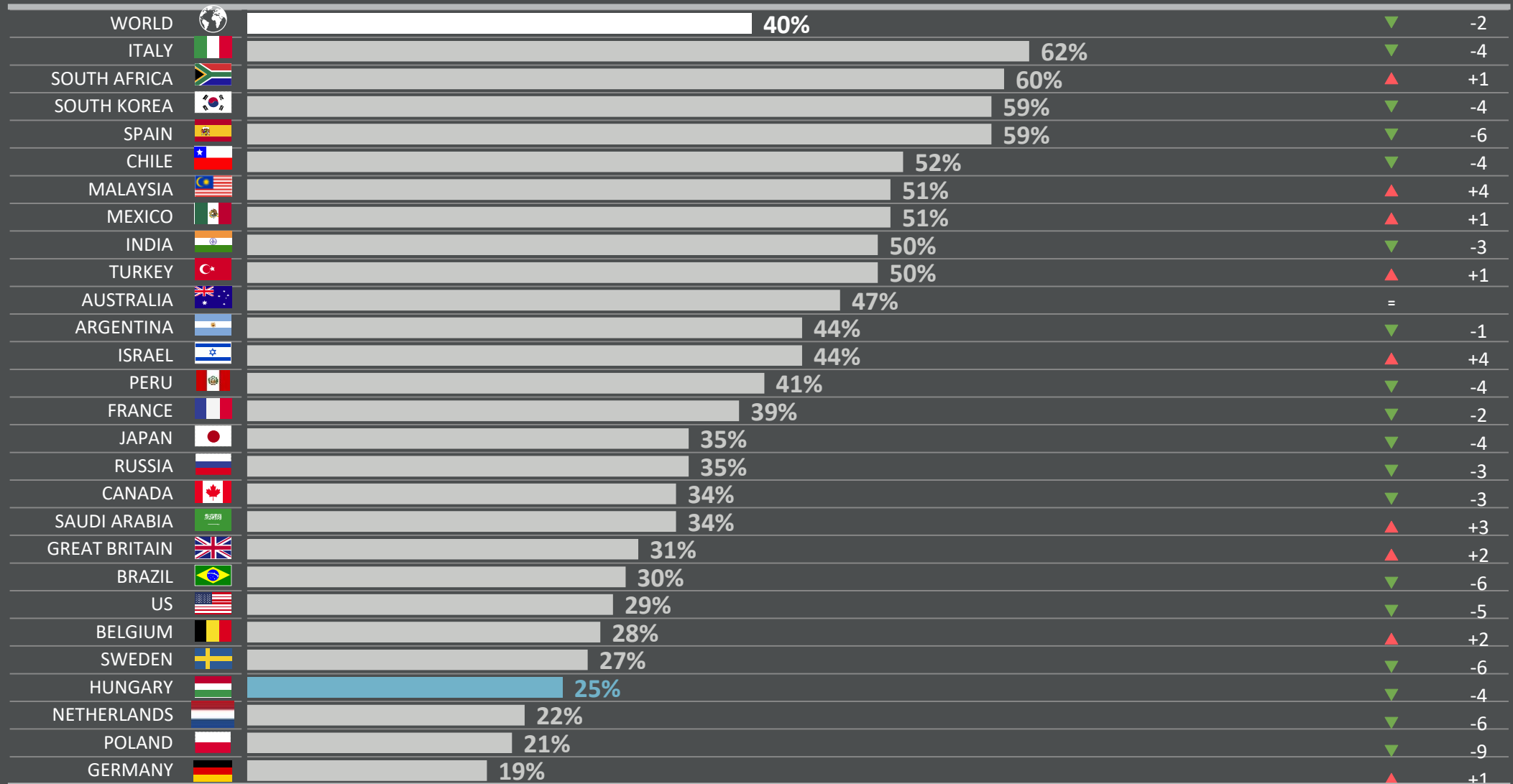
4 | UNEMPLOYMENT AND JOBS

Which three of the following topics do you find the most worrying in your country?

% change compared
with previous month:

(%) worried in July 2020 in each country

Jun 2020



Base: Representative sample of adults aged 16-74 in 27 participating countries. July 2020: 18,548; June 2020: 18,497.

Source: Global Advisor





























5 | EDUCATION

Which three of the following topics do you find the most worrying in your country?

% change compared
with previous month:

(%) worried in July 2020 in each country

Jun 2020

WORLD		16%	▲	+1
PERU		32%	▲	+6
MEXICO		27%	▲	+5
BRAZIL		26%	▲	+3
TURKEY		24%	▲	+2
ARGENTINA		23%	▲	+1
ISRAEL		22%	▼	-10
CHILE		18%	=	
HUNGARY		17%	▼	-7
RUSSIA		17%	=	
INDIA		16%	=	
SPAIN		16%	▲	+3
SAUDI ARABIA		15%	▲	+2
POLAND		14%	▲	+5
SOUTH AFRICA		14%	▼	-3
CANADA		12%	=	
GREAT BRITAIN		12%	▲	+3
ITALY		12%	▲	+3
MALAYSIA		12%	▼	-1
NETHERLANDS		12%	▲	+1
AUSTRALIA		11%	▲	+1
GERMANY		11%	▼	-1
BELGIUM		10%	=	
FRANCE		10%	▼	-2
JAPAN		10%	▼	-1
SOUTH KOREA		9%	▲	+2
US		9%	▲	+1
SWEDEN		8%	▲	+4

Base: Representative sample of adults aged 16-74 in 27 participating countries. July 2020: 18,548; June 2020: 18,497.

Source: Global Advisor



WORLD WORRIES

COUNTRY COMPARISON

Country comparison of all 18 concerns

WORLD WORRIES





























1 | CORONAVIRUS (COVID-19)

Which three of the following topics do you find the most worrying in your country?

% change compared
with previous month:

(%) worried in July 2020 in each country

Jun 2020

WORLD		43%	▼	-4
CHILE		61%	▼	-4
INDIA		61%	▼	-1
PERU		60%	▼	-3
SAUDI ARABIA		60%	▼	-5
JAPAN		59%	▼	-4
MALAYSIA		57%	▼	-8
GREAT BRITAIN		56%	▼	-13
SOUTH KOREA		56%	▼	-4
SPAIN		52%	▼	-1
CANADA		50%	▼	-2
US		50%	▼	-2
AUSTRALIA		48%	=	
BRAZIL		44%	▼	-7
MEXICO		43%	▲	+4
NETHERLANDS		41%	▼	-10
SWEDEN		40%	▼	-1
ARGENTINA		37%	▼	-2
ISRAEL		37%	▲	+14
GERMANY		36%	▼	-1
SOUTH AFRICA		36%	▼	-6
FRANCE		33%	▼	-6
POLAND		31%	▼	-10
BELGIUM		30%	▼	-3
ITALY		28%	▼	-11
TURKEY		28%	▼	-1
RUSSIA		22%	▼	-6
HUNGARY		15%	=	

Base: Representative sample of adults aged 16-74 in 27 participating countries. July 2020: 18,548; June 2020: 18,497.

Source: Global Advisor

WORLD WORRIES

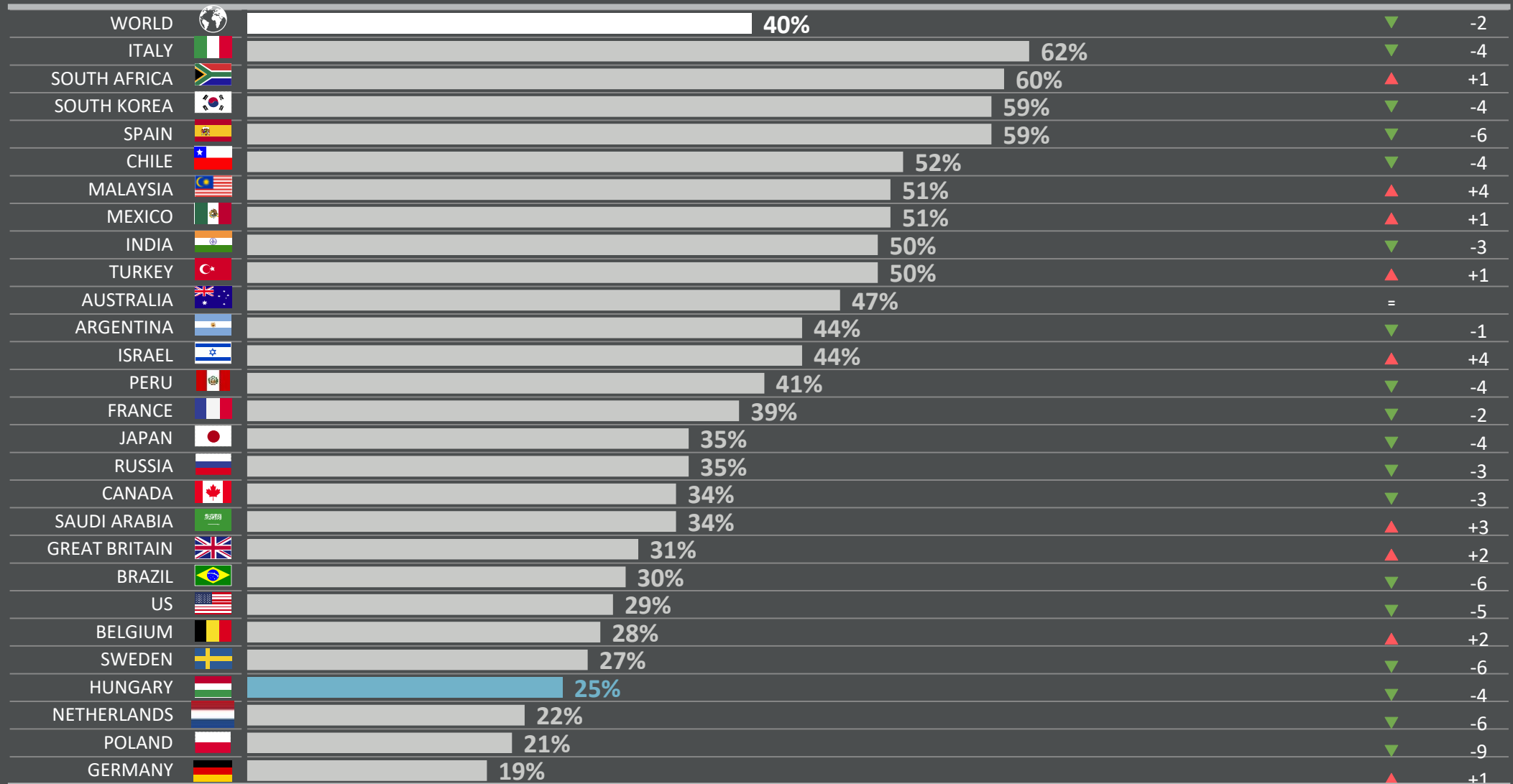
2 | UNEMPLOYMENT AND JOBS

Which three of the following topics do you find the most worrying in your country?

% change compared
with previous month:

(%) worried in July 2020 in each country

Jun 2020



Base: Representative sample of adults aged 16-74 in 27 participating countries. July 2020: 18,548; June 2020: 18,497.

Source: Global Advisor

WORLD WORRIES





























3 | POVERTY & SOCIAL INEQUALITY

Which three of the following topics do you find the most worrying in your country?

% change compared
with previous month:

(%) worried in July 2020 in each country

Jun 2020

WORLD		32%	▲	+1
RUSSIA		59%	▼	-2
CHILE		56%	▲	+6
HUNGARY		49%	▲	+6
GERMANY		40%	▲	+7
ARGENTINA		38%	▲	+2
TURKEY		36%	▲	+2
FRANCE		34%	=	
MEXICO		34%	▼	-1
SOUTH AFRICA		34%	▼	-4
BRAZIL		33%	▲	+4
BELGIUM		32%	▼	-6
ISRAEL		32%	▲	+1
PERU		32%	=	
ITALY		31%	▼	-2
NETHERLANDS		31%	▲	+3
SPAIN		30%	▼	-3
GREAT BRITAIN		29%	▲	+1
POLAND		29%	▲	+8
SOUTH KOREA		29%	▼	-3
CANADA		26%	▲	+3
INDIA		26%	▼	-2
JAPAN		26%	▼	-3
MALAYSIA		23%	▲	+2
AUSTRALIA		22%	▼	-2
US		21%	▲	+2
SWEDEN		18%	▼	-3
SAUDI ARABIA		13%	▼	-2

Base: Representative sample of adults aged 16-74 in 27 participating countries. July 2020: 18,548; June 2020: 18,497.

Source: Global Advisor

WORLD WORRIES





























4 | FINANCIAL/POLITICAL CORRUPTION

Which three of the following topics do you find the most worrying in your country?

% change compared
with previous month:

(%) worried in July 2020 in each country

Jun 2020

WORLD		27%	▲	+1
HUNGARY		54%	▲	+4
RUSSIA		53%	▲	+5
SOUTH AFRICA		51%	▼	-1
PERU		46%	▲	+5
MALAYSIA		39%	=	
BRAZIL		38%	▼	-1
ARGENTINA		32%	▲	+5
SOUTH KOREA		32%	=	
ISRAEL		30%	▼	-1
POLAND		30%	▼	-9
INDIA		29%	▲	+2
JAPAN		27%	▲	+3
SPAIN		27%	▼	-2
CHILE		25%	▲	+1
ITALY		25%	=	
TURKEY		25%	▲	+7
MEXICO		23%	▼	-3
BELGIUM		22%	=	
US		22%	▼	-4
AUSTRALIA		17%	▲	+4
CANADA		16%	▲	+2
SAUDI ARABIA		16%	=	
FRANCE		15%	▲	+2
GREAT BRITAIN		9%	▼	-4
GERMANY		8%	▼	-1
SWEDEN		7%	=	
NETHERLANDS		5%	▼	-2

Base: Representative sample of adults aged 16-74 in 27 participating countries. July 2020: 18,548; June 2020: 18,497.

Source: Global Advisor

WORLD WORRIES





























5 | CRIME & VIOLENCE

Which three of the following topics do you find the most worrying in your country?

% change compared
with previous month:

(%) worried in July 2020 in each country

Jun 2020

WORLD		24%	▲	+3
MEXICO		57%	▲	+2
SOUTH AFRICA		55%	▲	+13
ARGENTINA		41%	▲	+7
SWEDEN		40%	▼	-4
PERU		35%	▲	+4
US		34%	▲	+8
CHILE		33%	▲	+1
GERMANY		29%	▲	+6
BRAZIL		27%	=	
ISRAEL		25%	=	
GREAT BRITAIN		24%	▲	+7
MALAYSIA		24%	▲	+1
FRANCE		22%	▲	+6
AUSTRALIA		21%	▲	+1
BELGIUM		20%	▲	+2
NETHERLANDS		18%	▼	-3
TURKEY		17%	▼	-2
ITALY		16%	▲	+2
CANADA		15%	▲	+2
INDIA		13%	▼	-1
SOUTH KOREA		13%	▲	+1
SAUDI ARABIA		12%	▲	+4
SPAIN		11%	▲	+4
JAPAN		9%	=	
POLAND		9%	▲	+2
RUSSIA		9%	▲	+3
HUNGARY		8%	▼	-6

Base: Representative sample of adults aged 16-74 in 27 participating countries. July 2020: 18,548; June 2020: 18,497.

Source: Global Advisor

WORLD WORRIES





























6 | HEALTHCARE

Which three of the following topics do you find the most worrying in your country?

% change compared
with previous month:

(%) worried in July 2020 in each country

Jun 2020

WORLD		22%	▼	-1
HUNGARY		56%	▼	-2
BRAZIL		44%	▲	+2
POLAND		44%	▲	+3
NETHERLANDS		34%	▲	+2
CANADA		32%	▼	-1
SPAIN		29%	▲	+2
SWEDEN		29%	▲	+3
RUSSIA		28%	▼	-1
INDIA		25%	▲	+1
PERU		24%	▼	-5
US		24%	▼	-5
GREAT BRITAIN		22%	▼	-6
ISRAEL		20%	▲	+3
BELGIUM		19%	▼	-7
AUSTRALIA		18%	▼	-4
JAPAN		17%	▼	-4
CHILE		16%	▼	-2
FRANCE		16%	▼	-3
ITALY		16%	▲	+2
SAUDI ARABIA		13%	▼	-1
SOUTH AFRICA		13%	▼	-3
MEXICO		12%	▼	-4
ARGENTINA		11%	=	
MALAYSIA		10%	▼	-5
GERMANY		9%	▼	-4
SOUTH KOREA		5%	▲	+1
TURKEY		2%	▲	+1

Base: Representative sample of adults aged 16-74 in 27 participating countries. July 2020: 18,548; June 2020: 18,497.

Source: Global Advisor

WORLD WORRIES





























7 | EDUCATION

Which three of the following topics do you find the most worrying in your country?

% change compared
with previous month:

(%) worried in July 2020 in each country

Jun 2020

WORLD		16%	▲	+1
PERU		32%	▲	+6
MEXICO		27%	▲	+5
BRAZIL		26%	▲	+3
TURKEY		24%	▲	+2
ARGENTINA		23%	▲	+1
ISRAEL		22%	▼	-10
CHILE		18%	=	
HUNGARY		17%	▼	-7
RUSSIA		17%	=	
INDIA		16%	=	
SPAIN		16%	▲	+3
SAUDI ARABIA		15%	▲	+2
POLAND		14%	▲	+5
SOUTH AFRICA		14%	▼	-3
CANADA		12%	=	
GREAT BRITAIN		12%	▲	+3
ITALY		12%	▲	+3
MALAYSIA		12%	▼	-1
NETHERLANDS		12%	▲	+1
AUSTRALIA		11%	▲	+1
GERMANY		11%	▼	-1
BELGIUM		10%	=	
FRANCE		10%	▼	-2
JAPAN		10%	▼	-1
SOUTH KOREA		9%	▲	+2
US		9%	▲	+1
SWEDEN		8%	▲	+4

Base: Representative sample of adults aged 16-74 in 27 participating countries. July 2020: 18,548; June 2020: 18,497.

Source: Global Advisor

WORLD WORRIES





























8 | TAXES

Which three of the following topics do you find the most worrying in your country?

% change compared with previous month:

(%) worried in July 2020 in each country

Jun 2020

WORLD		14%	=	
ITALY		33%	▲	+1
SAUDI ARABIA		33%	▲	+4
BELGIUM		29%	▲	+2
POLAND		24%	▲	+5
TURKEY		23%	▲	+2
CANADA		21%	▼	-1
FRANCE		20%	=	
SOUTH KOREA		19%	▲	+5
JAPAN		18%	▲	+2
RUSSIA		15%	▲	+3
ARGENTINA		14%	▼	-3
ISRAEL		13%	▼	-11
NETHERLANDS		13%	=	
BRAZIL		12%	▲	+2
SPAIN		11%	▼	-1
SWEDEN		10%	▼	-1
MEXICO		9%	▼	-3
AUSTRALIA		8%	▼	-2
GERMANY		8%	▼	-3
US		8%	▼	-2
GREAT BRITAIN		6%	=	
INDIA		6%	=	
HUNGARY		5%	▼	-1
MALAYSIA		5%	=	
SOUTH AFRICA		4%	=	
CHILE		3%	▲	+1
PERU		2%	▼	-1

Base: Representative sample of adults aged 16-74 in 27 participating countries. July 2020: 18,548; June 2020: 18,497.

Source: Global Advisor

WORLD WORRIES





























9 | CLIMATE CHANGE

Which three of the following topics do you find the most worrying in your country?

% change compared with previous month:

(%) worried in July 2020 in each country

Jun 2020

WORLD		11%	=	
AUSTRALIA		25%	▼	-1
NETHERLANDS		25%	▼	-2
GERMANY		24%	▼	-2
CANADA		22%	=	
FRANCE		22%	▲	+2
POLAND		20%	▲	+1
SWEDEN		20%	=	
BELGIUM		17%	▲	+1
GREAT BRITAIN		17%	▼	-2
JAPAN		17%	▲	+3
SPAIN		12%	▲	+4
US		12%	▼	-1
HUNGARY		10%	▲	+3
SAUDI ARABIA		10%	▼	-2
ITALY		9%	▲	+2
INDIA		8%	▼	-3
SOUTH KOREA		7%	▼	-1
TURKEY		7%	▲	+5
CHILE		4%	▲	+1
RUSSIA		4%	▲	+1
MALAYSIA		3%	▲	+1
MEXICO		3%	▼	-3
BRAZIL		2%	▲	+1
ISRAEL		2%	▼	-3
PERU		2%	▼	-1
SOUTH AFRICA		2%	▲	+1
ARGENTINA		1%	=	

Base: Representative sample of adults aged 16-74 in 27 participating countries. July 2020: 18,548; June 2020: 18,497.

Source: Global Advisor

WORLD WORRIES





























10 | MORAL DECLINE

Which three of the following topics do you find the most worrying in your country?

% change compared
with previous month:

(%) worried in July 2020 in each country

Jun 2020

WORLD		11%	▲	+1
US		22%	▲	+3
NETHERLANDS		20%	▲	+8
GERMANY		19%	▲	+1
JAPAN		18%	▲	+1
BELGIUM		15%	▲	+8
POLAND		15%	▲	+3
SAUDI ARABIA		15%	▲	+1
FRANCE		14%	▲	+2
HUNGARY		14%	=	
ISRAEL		14%	▲	+1
GREAT BRITAIN		13%	▲	+1
MALAYSIA		13%	=	
SOUTH KOREA		13%	▲	+1
RUSSIA		12%	=	
AUSTRALIA		11%	▼	-1
CANADA		10%	▲	+2
SWEDEN		10%	▲	+2
ITALY		9%	▲	+1
TURKEY		9%	▲	+2
ARGENTINA		7%	▼	-1
MEXICO		7%	▲	+1
BRAZIL		6%	▼	-1
INDIA		5%	▼	-1
PERU		5%	=	
SOUTH AFRICA		5%	▼	-1
SPAIN		4%	▼	-3
CHILE		3%	=	

Base: Representative sample of adults aged 16-74 in 27 participating countries. July 2020: 18,548; June 2020: 18,497.

Source: Global Advisor

WORLD WORRIES





























11 | IMMIGRATION CONTROL

Which three of the following topics do you find the most worrying in your country?

% change compared
with previous month:

(%) worried in July 2020 in each country

Jun 2020

WORLD		10%	=	
GERMANY		25%	▼	-1
SWEDEN		23%	▲	+1
ITALY		21%	▲	+5
BELGIUM		19%	▼	-5
GREAT BRITAIN		16%	▼	-1
CANADA		15%	▼	-1
AUSTRALIA		14%	=	
FRANCE		14%	=	
MALAYSIA		14%	=	
US		14%	▼	-3
NETHERLANDS		13%	▼	-2
SPAIN		12%	▲	+5
TURKEY		10%	▼	-7
CHILE		7%	=	
ISRAEL		7%	=	
SOUTH AFRICA		7%	▲	+1
PERU		6%	=	
RUSSIA		6%	▲	+4
HUNGARY		5%	▼	-3
INDIA		4%	=	
JAPAN		4%	▼	-1
ARGENTINA		3%	▼	-1
MEXICO		2%	▲	+1
POLAND		2%	=	
SAUDI ARABIA		2%	▼	-2
BRAZIL		1%	=	
SOUTH KOREA		1%	=	

Base: Representative sample of adults aged 16-74 in 27 participating countries. July 2020: 18,548; June 2020: 18,497.

Source: Global Advisor

WORLD WORRIES





























12 | THREATS AGAINST THE ENVIRONMENT

Which three of the following topics do you find the most worrying in your country?

% change compared
with previous month:

(%) worried in July 2020 in each country

Jun 2020

WORLD		<div><div></div></div> 9%	▲	+1
GERMANY		<div><div></div></div> 20%	▲	+1
FRANCE		<div><div></div></div> 18%	▲	+1
POLAND		<div><div></div></div> 16%	▲	+4
NETHERLANDS		<div><div></div></div> 16%	▲	+3
SWEDEN		<div><div></div></div> 14%	▲	+1
AUSTRALIA		<div><div></div></div> 13%	=	
BELGIUM		<div><div></div></div> 12%	▼	-2
CANADA		<div><div></div></div> 12%	=	
INDIA		<div><div></div></div> 11%	▲	+3
GREAT BRITAIN		<div><div></div></div> 10%	▼	-1
SOUTH KOREA		<div><div></div></div> 10%	▼	-1
MEXICO		<div><div></div></div> 9%	▲	+2
JAPAN		<div><div></div></div> 8%	▲	+3
RUSSIA		<div><div></div></div> 8%	▲	+2
BRAZIL		<div><div></div></div> 7%	▼	-2
HUNGARY		<div><div></div></div> 7%	▲	+4
ITALY		<div><div></div></div> 6%	▼	-1
SAUDI ARABIA		<div><div></div></div> 6%	=	
US		<div><div></div></div> 6%	▼	-1
CHILE		<div><div></div></div> 5%	=	
MALAYSIA		<div><div></div></div> 5%	▼	-2
ISRAEL		<div><div></div></div> 4%	▲	+2
PERU		<div><div></div></div> 4%	▼	-1
SPAIN		<div><div></div></div> 4%	▼	-2
ARGENTINA		<div><div></div></div> 3%	=	
TURKEY		<div><div></div></div> 2%	▼	-2
SOUTH AFRICA		<div><div></div></div> 1%	▼	-1

Base: Representative sample of adults aged 16-74 in 27 participating countries. July 2020: 18,548; June 2020: 18,497.

Source: Global Advisor

WORLD WORRIES





























13 | RISE OF EXTREMISM

Which three of the following topics do you find the most worrying in your country?

% change compared
with previous month:

(%) worried in July 2020 in each country

Jun 2020

WORLD		9%	▲	+2
US		23%	▲	+13
NETHERLANDS		21%	▲	+8
GERMANY		20%	=	
GREAT BRITAIN		17%	▲	+9
BELGIUM		16%	=	
SWEDEN		14%	▲	+1
SPAIN		13%	▼	-2
FRANCE		12%	▲	+2
MALAYSIA		12%	▲	+4
AUSTRALIA		11%	▲	+4
BRAZIL		9%	=	
ISRAEL		9%	▲	+3
POLAND		9%	▲	+2
TURKEY		9%	=	
CANADA		7%	▼	-1
ITALY		6%	▲	+1
SOUTH KOREA		6%	=	
HUNGARY		5%	=	
INDIA		5%	▲	+1
CHILE		4%	▲	+1
SAUDI ARABIA		4%	▲	+1
ARGENTINA		2%	=	
JAPAN		2%	=	
MEXICO		2%	▼	-1
SOUTH AFRICA		2%	=	
PERU		1%	=	
RUSSIA		1%	=	

Base: Representative sample of adults aged 16-74 in 27 participating countries. July 2020: 18,548; June 2020: 18,497.

Source: Global Advisor

WORLD WORRIES





























14 | INFLATION

Which three of the following topics do you find the most worrying in your country?

% change compared
with previous month:

(%) worried in July 2020 in each country

Jun 2020

WORLD		8%	▼	-1
ARGENTINA		36%	▼	-6
TURKEY		27%	=	
RUSSIA		17%	=	
HUNGARY		15%	▲	+7
POLAND		15%	=	
MALAYSIA		11%	▼	-4
MEXICO		9%	=	
CANADA		8%	▼	-1
INDIA		8%	=	
SAUDI ARABIA		8%	▲	+2
AUSTRALIA		7%	▼	-3
GERMANY		7%	=	
BELGIUM		6%	▲	+3
SOUTH KOREA		6%	▼	-2
BRAZIL		5%	▼	-1
CHILE		5%	▼	-1
GREAT BRITAIN		5%	▲	+1
SOUTH AFRICA		5%	▲	+1
FRANCE		4%	▼	-4
ITALY		4%	▼	-1
JAPAN		4%	▼	-1
PERU		4%	▼	-1
ISRAEL		3%	▼	-1
US		3%	▼	-1
NETHERLANDS		2%	=	
SPAIN		2%	=	
SWEDEN		1%	▼	-1

Base: Representative sample of adults aged 16-74 in 27 participating countries. July 2020: 18,548; June 2020: 18,497.

Source: Global Advisor

WORLD WORRIES





























15 | TERRORISM

Which three of the following topics do you find the most worrying in your country?

% change compared with previous month:

(%) worried in July 2020 in each country

Jun 2020

WORLD		7%	▲	+1
TURKEY		23%	▼	-1
ISRAEL		21%	▼	-5
SAUDI ARABIA		18%	▲	+7
INDIA		17%	▲	+2
GREAT BRITAIN		15%	▲	+7
FRANCE		10%	▼	-1
GERMANY		10%	▼	-1
US		10%	▲	+1
BELGIUM		9%	▲	+3
AUSTRALIA		7%	▲	+3
NETHERLANDS		7%	▲	+3
SWEDEN		7%	▼	-2
MALAYSIA		6%	▲	+2
ITALY		3%	▲	+2
POLAND		3%	▲	+1
SPAIN		3%	▲	+2
BRAZIL		2%	▲	+1
CANADA		2%	▼	-1
CHILE		2%	=	
JAPAN		2%	=	
MEXICO		2%	=	
RUSSIA		2%	▲	+1
SOUTH AFRICA		2%	▲	+1
PERU		1%	=	
SOUTH KOREA		1%	=	
ARGENTINA		*	▼	-1
HUNGARY		*	▼	-2

Base: Representative sample of adults aged 16-74 in 27 participating countries. July 2020: 18,548; June 2020: 18,497.

Source: Global Advisor

WORLD WORRIES




















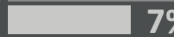















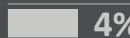

















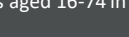


16 | MAINTAINING SOCIAL PROGRAMMES

Which three of the following topics do you find the most worrying in your country?

% change compared
with previous month:

(%) worried in July 2020 in each country

Jun 2020

WORLD		 7%	=	
JAPAN		 20%	▲	+1
SWEDEN		 19%	▲	+1
SOUTH KOREA		 17%	▲	+4
GREAT BRITAIN		 9%	▼	-3
RUSSIA		 9%	=	
NETHERLANDS		 9%	▲	+1
AUSTRALIA		 8%	▼	-2
BELGIUM		 8%	▲	+2
POLAND		 8%	▼	-1
CANADA		 7%	=	
HUNGARY		 7%	=	
ISRAEL		 7%	▲	+3
ITALY		 7%	=	
SPAIN		 7%	▼	-1
FRANCE		 5%	▼	-1
MEXICO		 5%	=	
ARGENTINA		 4%	=	
GERMANY		 4%	=	
MALAYSIA		 4%	=	
SAUDI ARABIA		 4%	▼	-3
CHILE		 3%	▲	+1
INDIA		 3%	=	
SOUTH AFRICA		 3%	▲	+1
US		 3%	=	
BRAZIL		 2%	=	
PERU		 2%	▲	+1
TURKEY		 *	▼	-2

Base: Representative sample of adults aged 16-74 in 27 participating countries. July 2020: 18,548; June 2020: 18,497.

Source: Global Advisor

WORLD WORRIES

























































17 | ACCESS TO CREDIT

Which three of the following topics do you find the most worrying in your country?

% change compared
with previous month:

(%) worried in July 2020 in each country

Jun 2020

WORLD		 2%	=	
HUNGARY		 5%	▲	+3
MALAYSIA		 3%	▲	+1
RUSSIA		 3%	=	
SAUDI ARABIA		 3%	▼	-2
AUSTRALIA		 2%	=	
BELGIUM		 2%	▼	-1
CANADA		 2%	▲	+1
ISRAEL		 2%	=	
ITALY		 2%	▼	-2
MEXICO		 2%	▲	+1
POLAND		 2%	▲	+1
SOUTH AFRICA		 2%	▲	+1
SOUTH KOREA		 2%	▲	+1
ARGENTINA		 1%	=	
BRAZIL		 1%	=	
CHILE		 1%	=	
FRANCE		 1%	=	
GERMANY		 1%	=	
GREAT BRITAIN		 1%	=	
INDIA		 1%	=	
JAPAN		 1%	=	
PERU		 1%	=	
NETHERLANDS		 1%	=	
SPAIN		 1%	▼	-1
SWEDEN		 1%	=	
US		 1%	=	
TURKEY		 *	▼	-3

Base: Representative sample of adults aged 16-74 in 27 participating countries. July 2020: 18,548; June 2020: 18,497.

Source: Global Advisor

WORLD WORRIES


















18 | CHILDHOOD OBESITY

Which three of the following topics do you find the most worrying in your country?

% change compared
with previous month:

(%) worried in July 2020 in each country

Jun 2020

WORLD		2%	=	
SAUDI ARABIA		9%	▼	-4
POLAND		5%	▲	+1
MEXICO		4%	▲	+1
NETHERLANDS		4%	▼	-2
AUSTRALIA		3%	▼	-1
GERMANY		3%	=	
GREAT BRITAIN		3%	=	
INDIA		3%	=	
MALAYSIA		3%	▲	+2
SWEDEN		3%	▲	+1
HUNGARY		2%	=	
ISRAEL		2%	▼	-2
ARGENTINA		1%	=	
BELGIUM		1%	▼	-1
BRAZIL		1%	=	
CANADA		1%	▼	-1
FRANCE		1%	=	
ITALY		1%	=	
JAPAN		1%	▲	+1
SOUTH KOREA		1%	▲	+1
US		1%	=	
CHILE		*	▼	-1
PERU		*	▼	-1
RUSSIA		*	▼	-1
SOUTH AFRICA		*	▼	-1
SPAIN		*	▼	-1
TURKEY		*	=	

Base: Representative sample of adults aged 16-74 in 27 participating countries. July 2020: 18,548; June 2020: 18,497.

Source: Global Advisor



METHODOLOGY

METHODOLOGY

The survey is conducted monthly in 27 countries around the world via the Ipsos Online Panel. The countries included are Argentina, Australia, Belgium, Brazil, Canada, Chile, France, Great Britain, Germany, Hungary, India, Israel, Italy, Japan, Malaysia, Mexico, Netherlands, Peru, Poland, Russia, Saudi Arabia, South Africa, South Korea, Spain, Sweden, Turkey and the United States of America.

For the results of the survey presented herein, an international sample of 18,548 adults aged 18-74 in the US, South Africa, Turkey, Israel and Canada, and age 16-74 in all other countries, were interviewed between June 19th 2020 and July 3rd 2020. Approximately 1000+ individuals participated on a country by country basis via the Ipsos Online Panel.

The precision of Ipsos online polls are calculated using a credibility interval with a poll of 1,000 accurate to +/- 3.1 percentage points and of 500 accurate to +/- 4.5 percentage points. For more information on the Ipsos use of credibility intervals, please visit the Ipsos website.

Weighting has been employed to balance demographics and ensure that the sample's composition reflects that of the adult population according to the most recent country census data.

A survey with an unweighted probability sample of this size would have an estimated margin of error of +/- 3.1 percentage points for a sample of 1,000 and an estimated margin of error of +/- 4.5 percentage points for a 500 sample 19 times out of 20.

In 17 of the 27 countries surveyed internet penetration is sufficiently high to think of the samples as representative of the wider population within the age ranges covered: Argentina, Australia, Belgium, Canada, France, Germany, Hungary, Israel, Italy, Japan, Netherlands, Poland, South Korea, Spain, Sweden, Great Britain and United States.

Brazil, Chile, India, Malaysia, Mexico, Russia, Peru, Saudi Arabia, South Africa and Turkey have lower levels of internet penetration and so these samples should not be considered nationally representative, and instead be considered to represent a more affluent, connected population. These are still a vital social group to understand in these countries, representing an important and emerging middle class.



APPENDIX

FOR MORE INFORMATION

Simon Atkinson

Chief Knowledge Officer

✉ simon.atkinson@ipsos.com

Gideon Skinner

Research Director

✉ gideon.skinner@ipsos.com

Teodros Gebrekal

Researcher

✉ teodros.gebrekal@ipsos.com