

# GLOBAL INFRASTRUCTURE INDEX

**Public satisfaction and priorities – 2020**

<https://www.ipsos.com/en/global-infrastructure-index-2020>



**GAME CHANGERS**



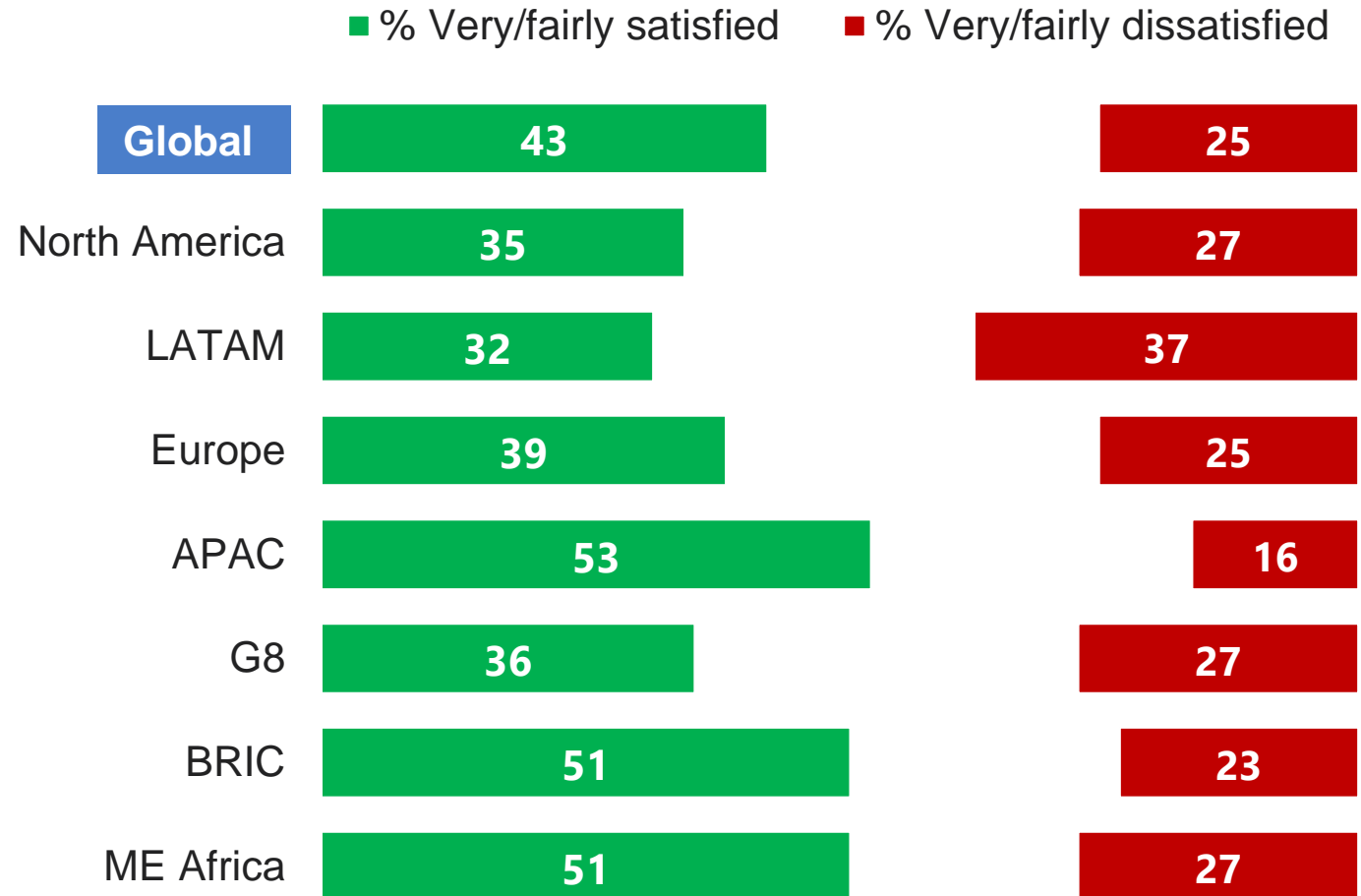
These are the findings of the **fifth Global Infrastructure Index** conducted between **24 July – 7 August 2020** in **27 countries** around the world via the Ipsos Online Panel system and involving **19,516** participants.

# 2020 RATINGS ARE LOWER THAN THE GLOBAL AVERAGE WITH DISSATISFACTION HIGHER THAN AVERAGE ACROSS G8 AND EUROPEAN COUNTRIES

Q. We now want you to think about [COUNTRY'S] infrastructure.

By infrastructure we mean things we rely on like road, rail and air networks, utilities such as energy and water, and broadband and other communications.

Overall, how satisfied or dissatisfied are you with [COUNTRY'S] national infrastructure?



See **slide 18** for regional classifications

Source: Ipsos/GIIA

3 © Ipsos | Global Infrastructures Index 2020

Base: 19,516 adults (online), July-August 2020



# VS 2019: SHARPEST IMPROVEMENTS IN BRIC AND ME AFRICA, WITH POSITIVE RATINGS UP GLOBALLY BY 6 POINTS YEAR-ON-YEAR

Q. We now want you to think about [COUNTRY'S] infrastructure.

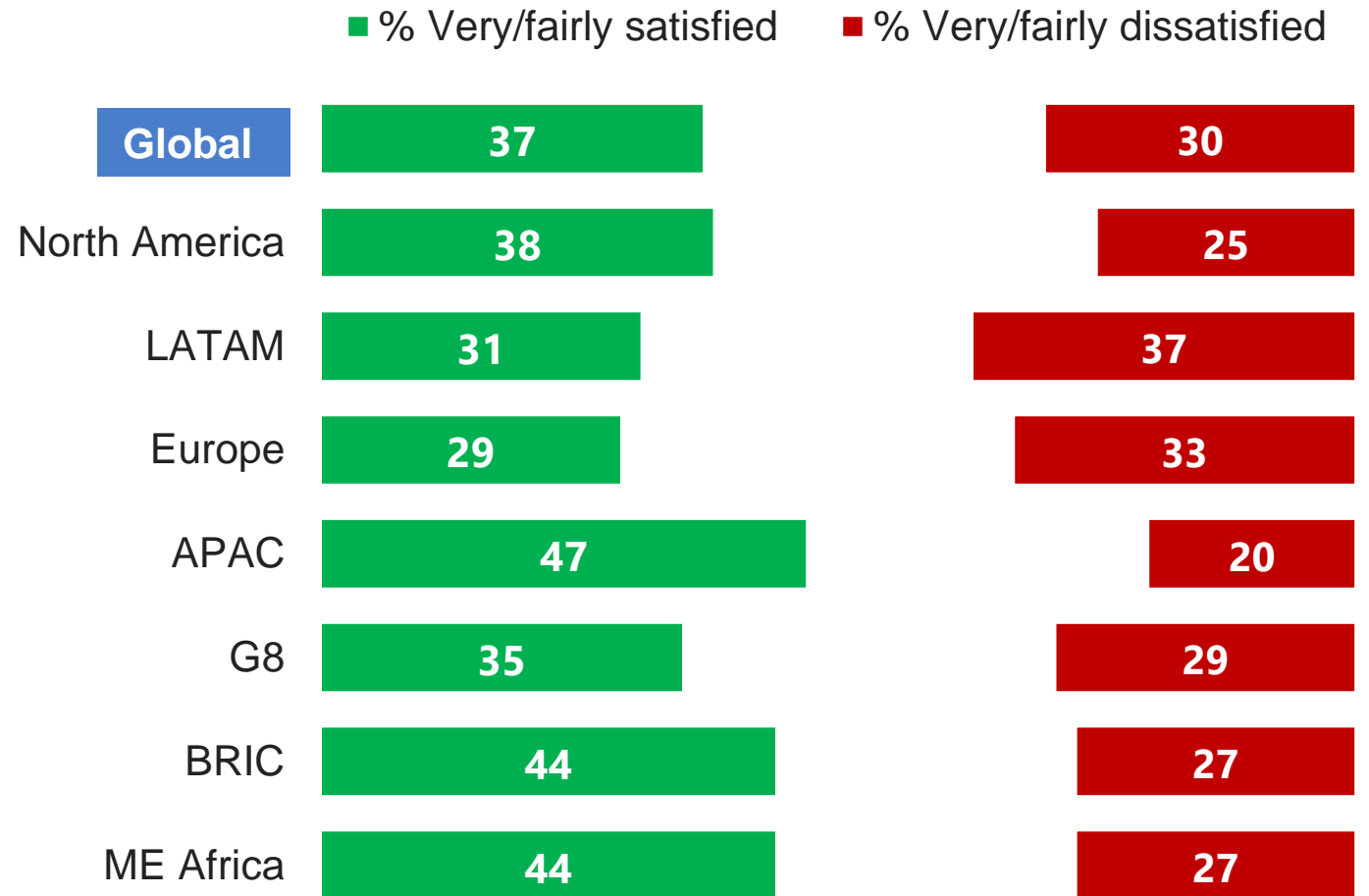
By infrastructure we mean things we rely on like road, rail and air networks, utilities such as energy and water, and broadband and other communications.

Overall, how satisfied or dissatisfied are you with [COUNTRY'S] national infrastructure?

N.B. the 2016-20 surveys used the same methodology, but the profile of participating countries changed between years. This means that the **global and regional trends** do not always involve a strict like-for-like comparison.

Source: Ipsos/GIIA

4 © Ipsos | Global Infrastructures Index 2020



Base: 19,516 adults (online), July-August 2019



# SATISFACTION LEVELS DIPPED IN 2018

Q. We now want you to think about [COUNTRY'S] infrastructure.

By infrastructure we mean things we rely on like road, rail and air networks, utilities such as energy and water, and broadband and other communications.

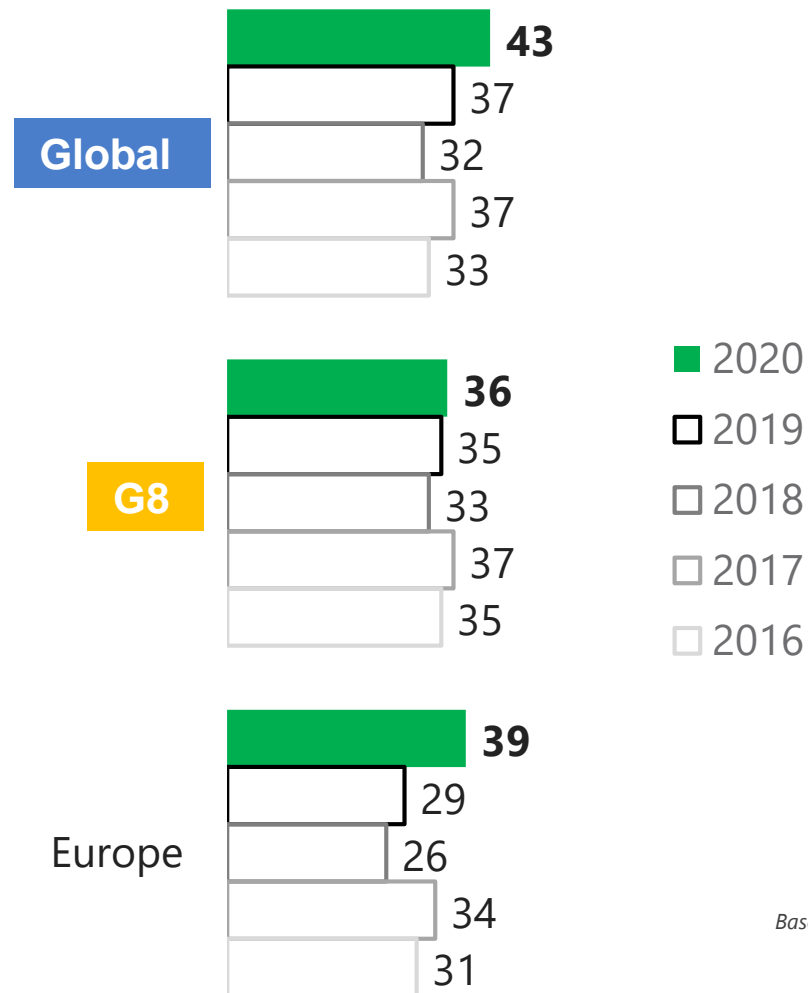
Overall, how satisfied or dissatisfied are you with [COUNTRY'S] national infrastructure?

N.B. the 2016-20 surveys used the same methodology, but the profile of participating countries changed between years. This means that the **global and regional trends** do not always involve a strict like-for-like comparison.

Source: Ipsos/GIIA

5 © Ipsos | Global Infrastructures Index 2020

% very/fairly satisfied



Base: 19,516 adults (online), July-August 2020

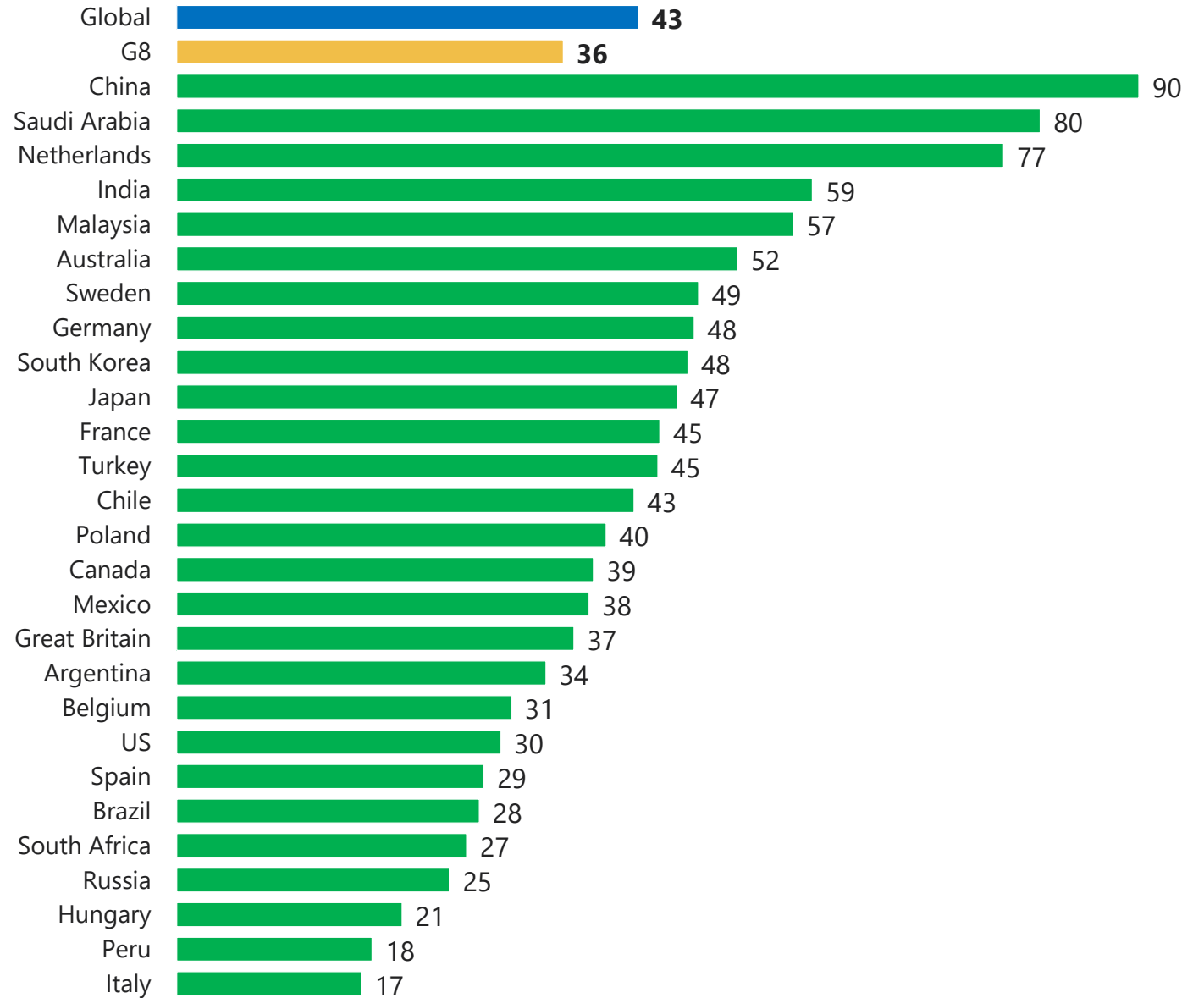
# OVERALL RATINGS

Q. We now want you to think about [COUNTRY'S] infrastructure.

By infrastructure we mean things we rely on like road, rail and air networks, utilities such as energy and water, and broadband and other communications.

Overall, how satisfied or dissatisfied are you with [COUNTRY'S] national infrastructure?

% very/fairly satisfied



Source: Ipsos/GIIA

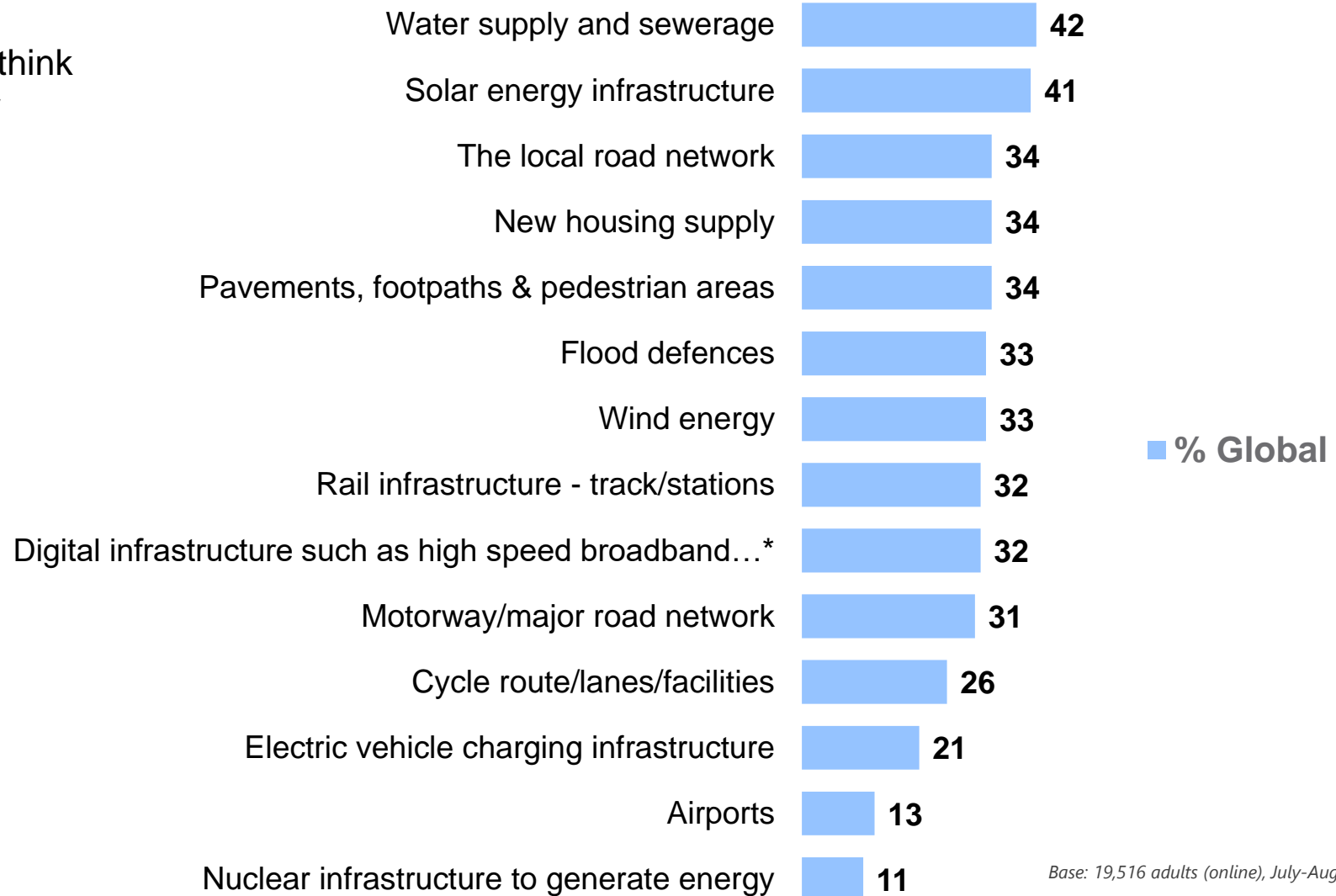
6 © Ipsos | Global Infrastructures Index 2020

Base: 19,516 adults (online), July-August 2020



# COMPETITION FOR TOP PRIORITY STATUS

Q. Which of these types of infrastructure, if any, do you think should be made a priority for investment for...  
[COUNTRY]?



Source: Ipsos/GIIA

7 © Ipsos | Global Infrastructures Index 2020

Base: 19,516 adults (online), July-August 2020

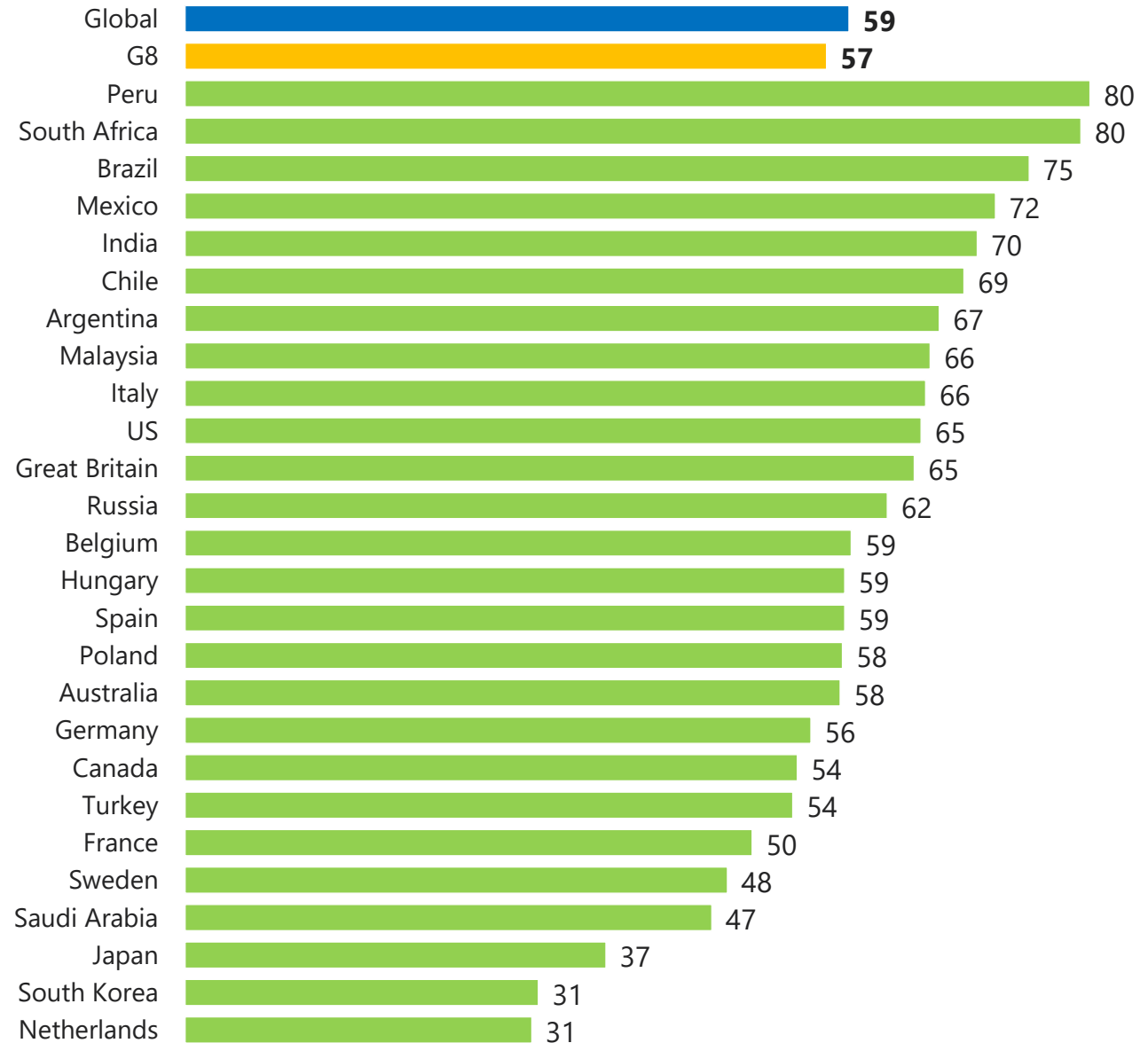


# MID-TABLE RANKING

Q. Still thinking about infrastructure – the things we rely on like road, rail and air networks, utilities such as energy and water, and broadband and other communications – to what extent do you agree or disagree...?

As a country we are not doing enough to meet our infrastructure needs

% strongly/tend to agree



Source: Ipsos/GIIA

9 © Ipsos | Global Infrastructures Index 2020

Base: 19,516 adults (online), July-August 2020

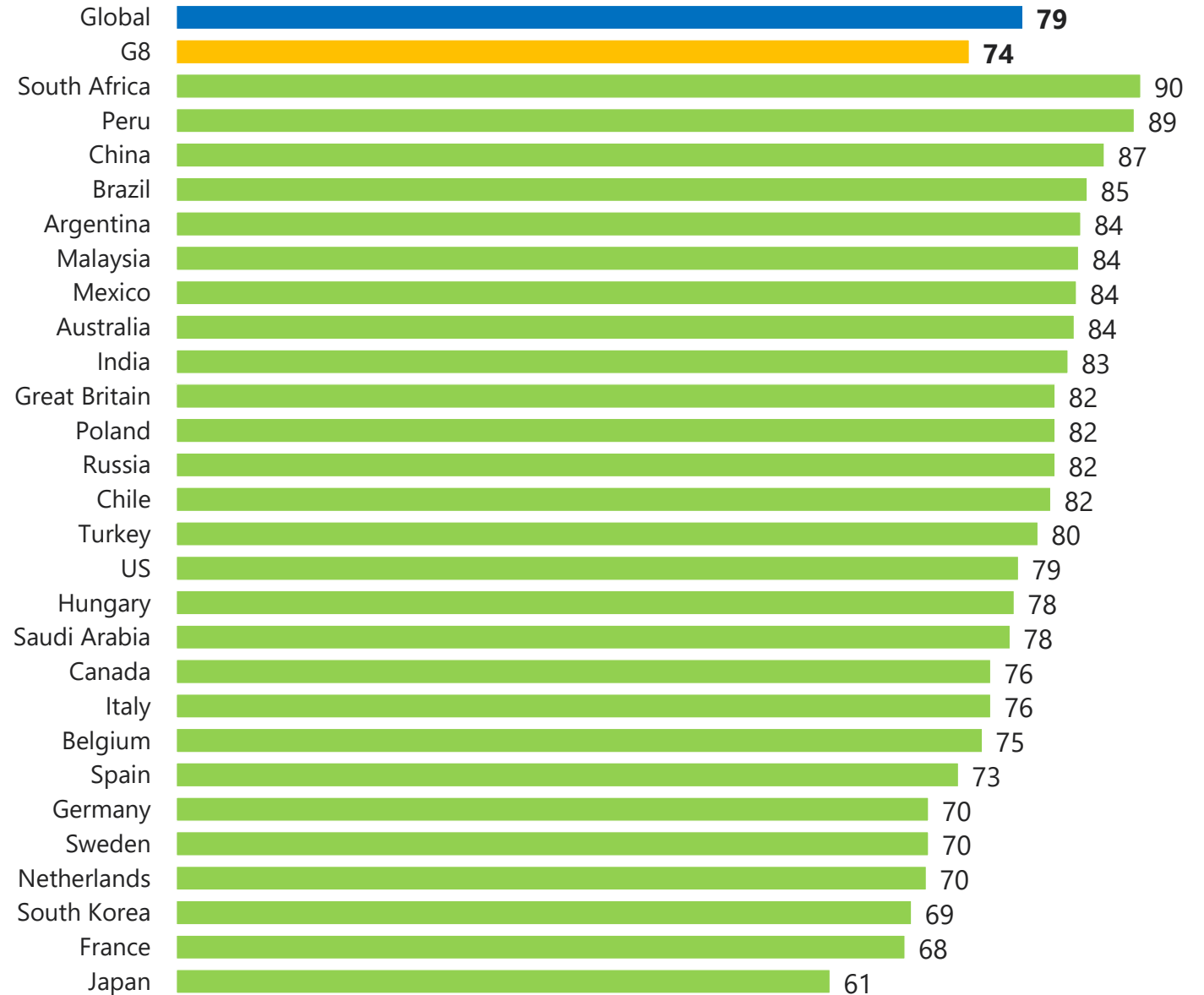


# MOST COUNTRIES AGREE

Q. Still thinking about infrastructure – the things we rely on like road, rail and air networks, utilities such as energy and water, and broadband and other communications – to what extent do you agree or disagree...?

Investing in infrastructure is vital to [COUNTRY'S] future economic growth

% strongly/tend to agree



Source: Ipsos/GIIA

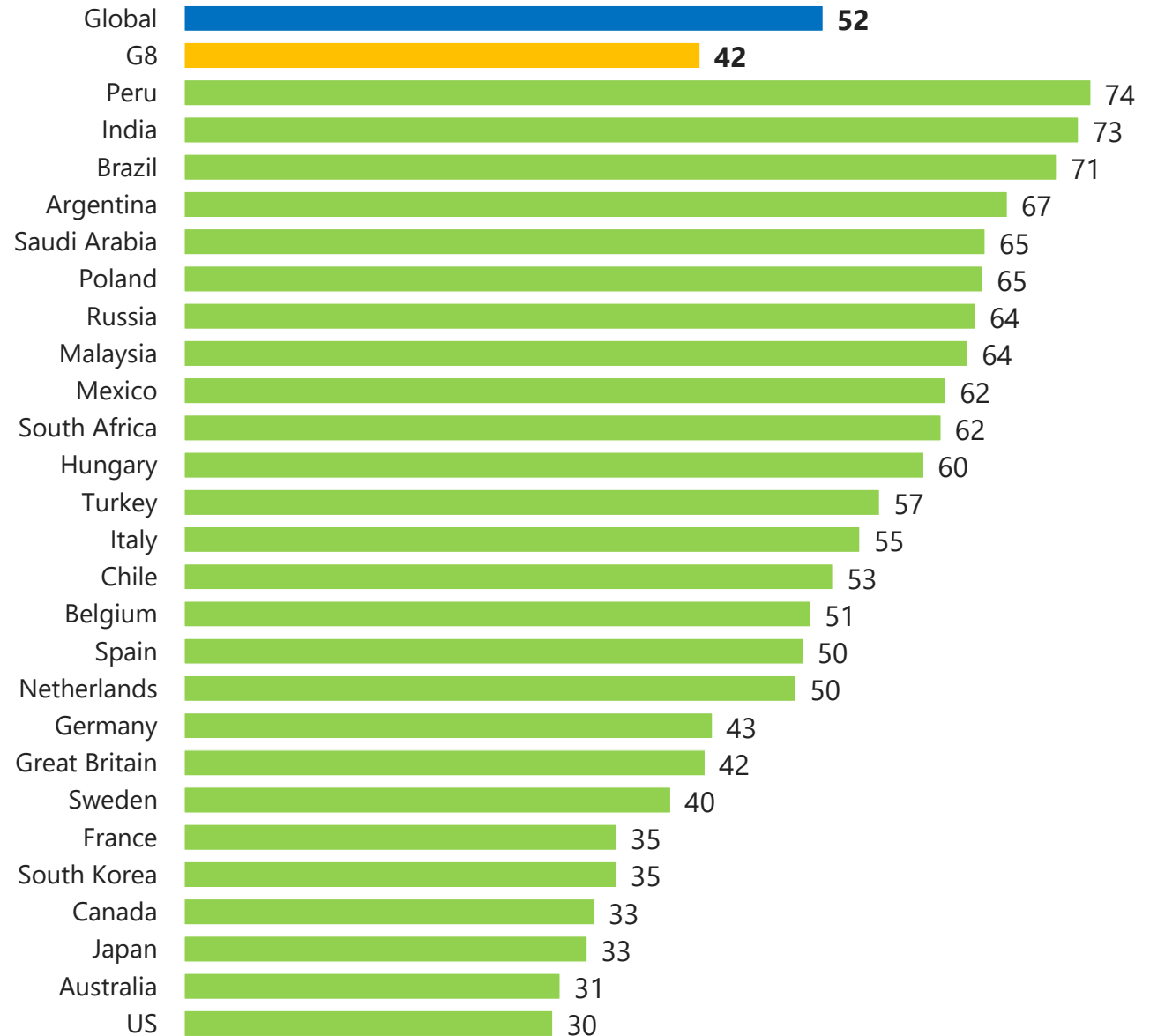
Base: 19,516 adults (online), July-August 2020

# OTHER G8 COUNTRIES ARE ALSO COOLER

Q. Still thinking about infrastructure – the things we rely on like road, rail and air networks, utilities such as energy and water, and broadband and other communications – to what extent do you agree or disagree...?

I'm fine with foreign investment in new infrastructure in [COUNTRY] if it means it is better quality

% strongly/tend to agree



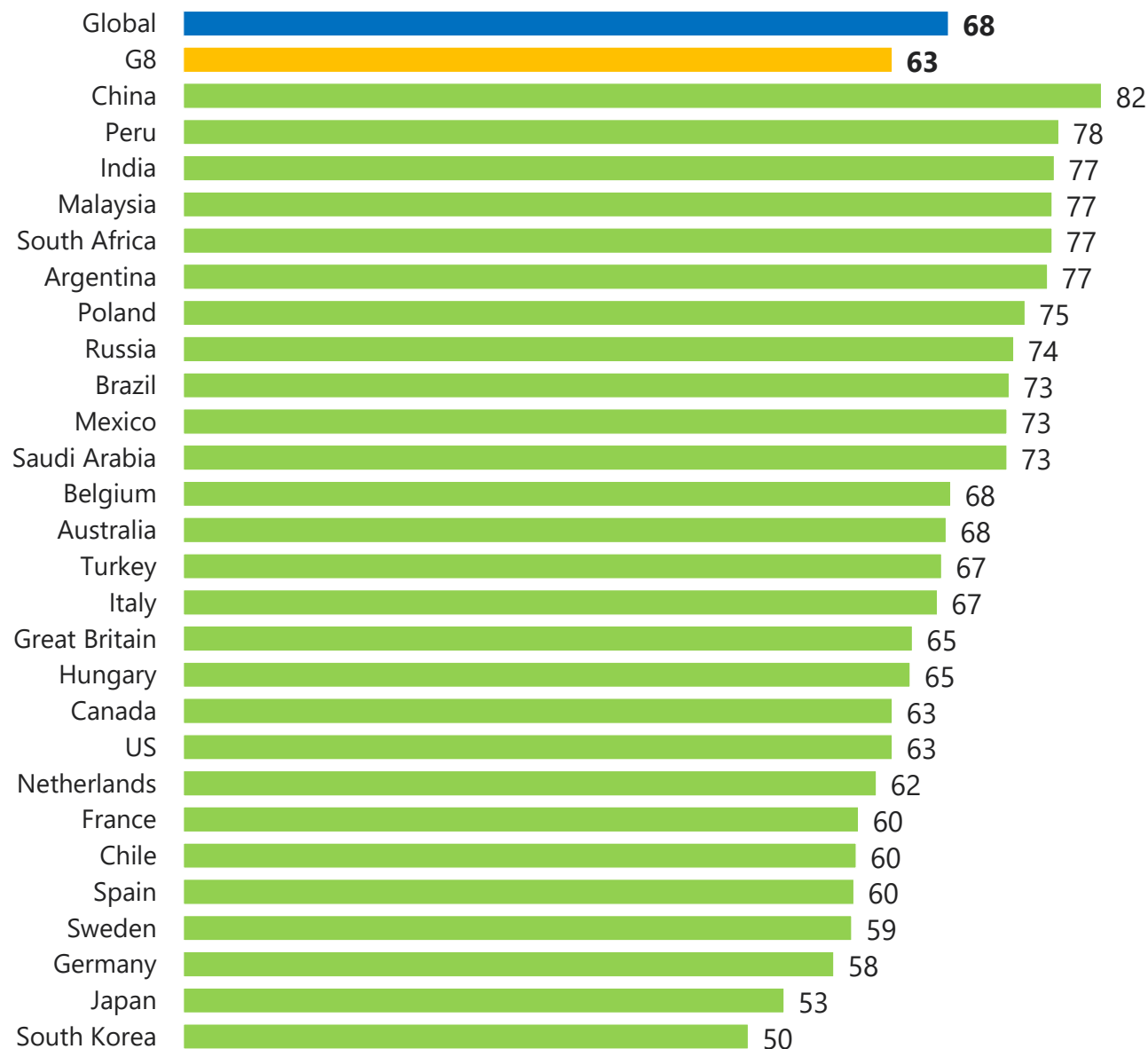
Source: Ipsos/GIIA

# SIMILAR TO G8 AVERAGE

Q. Still thinking about infrastructure – the things we rely on like road, rail and air networks, utilities such as energy and water, and broadband and other communications – to what extent do you agree or disagree...?

I'm fine with businesses in the private sector investing money in infrastructure if it means [COUNTRY] gets the infrastructure it needs

% strongly/tend to agree



Source: Ipsos/GIIA

Base: 19,516 adults (online), July-August 2020

# MORE SO IN **BRITAIN** THAN OTHER G8

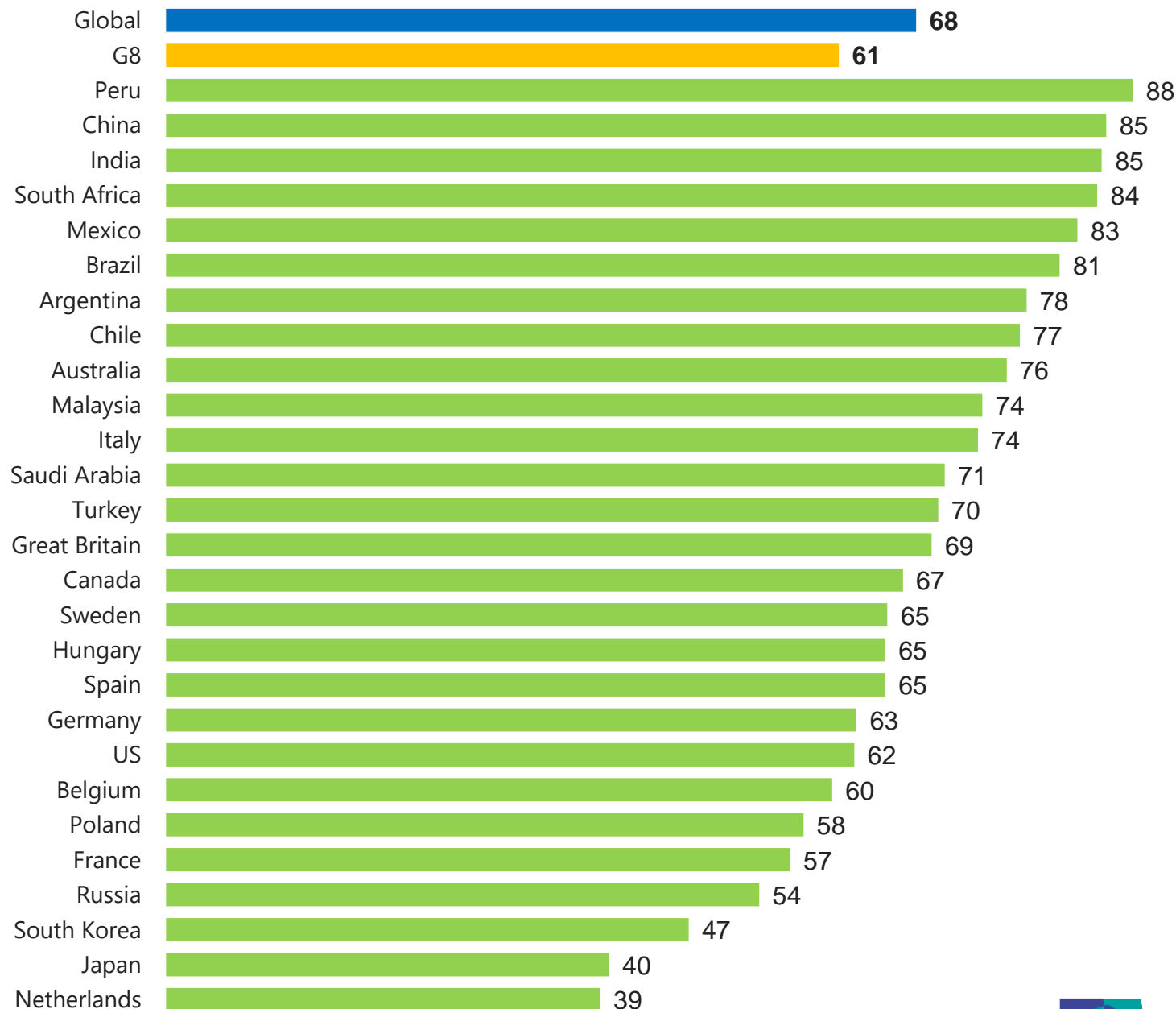
Q. Still thinking about infrastructure – the things we rely on like road, rail and air networks, utilities such as energy and water, and broadband and other communications – to what extent do you agree or disagree...?

I expect my government to make investment in infrastructure a priority when planning for the post COVID-19 recovery

% strongly/tend to agree

Source: Ipsos/GIIA

13 © Ipsos | Global Infrastructures Index 2020



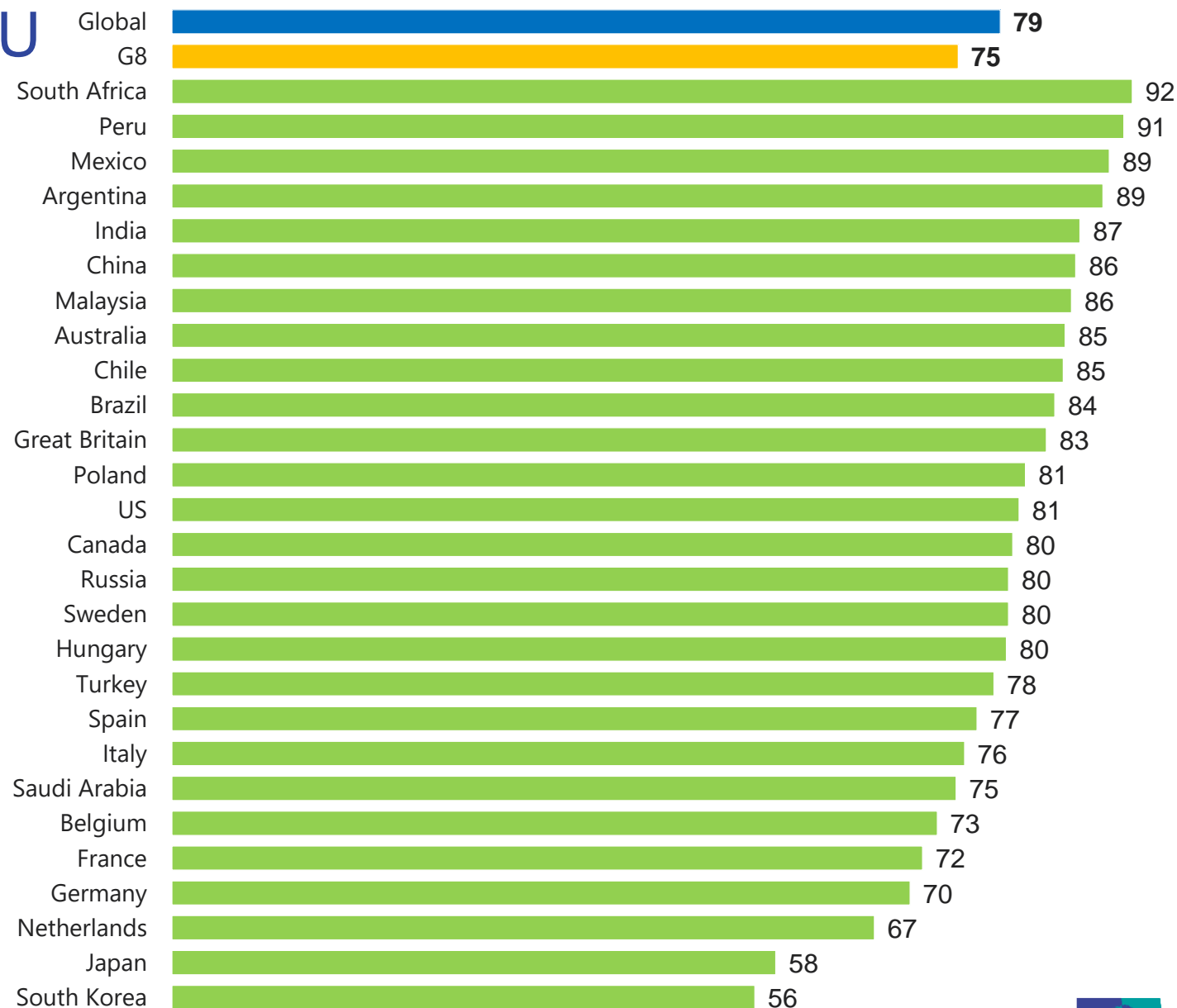
Base: 19,516 adults (online), July-August 2020

# SOUTH AFRICA AND PERU MORE POSITIVE THAN AVERAGE

Q. Still thinking about infrastructure – the things we rely on like road, rail and air networks, utilities such as energy and water, and broadband and other communications – to what extent do you agree or disagree...?

Investing in infrastructure will create new jobs and boost the economy

% strongly/tend to agree



Source: Ipsos/GIIA

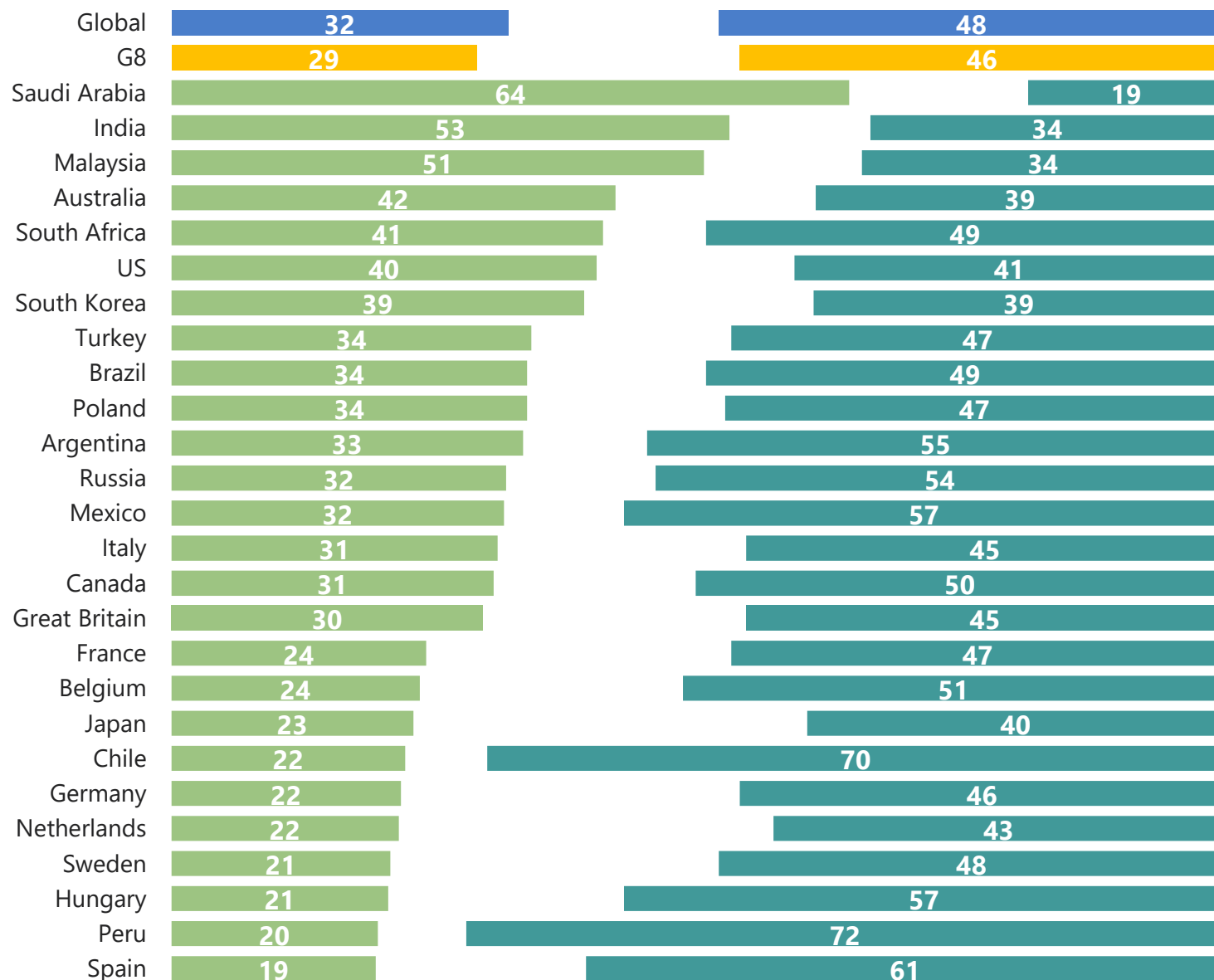
Q. Please read the following pairs of statements, and decide which comes closest to your own opinion. Please choose whether you prefer statement A or B or if you don't prefer one over the other.

A: "We should give highest priority to improving [COUNTRY'S] economic infrastructure such as road, rail and air networks, utilities such as energy and water, and broadband and other communications."

B: "We should give highest priority to improving [COUNTRY'S] social infrastructure such as school and hospital buildings, and housing."

% strongly/tend to prefer A

% strongly/tend to prefer B



Source: Ipsos/GIIA

Base: 19,516 adults (online), July-August 2020

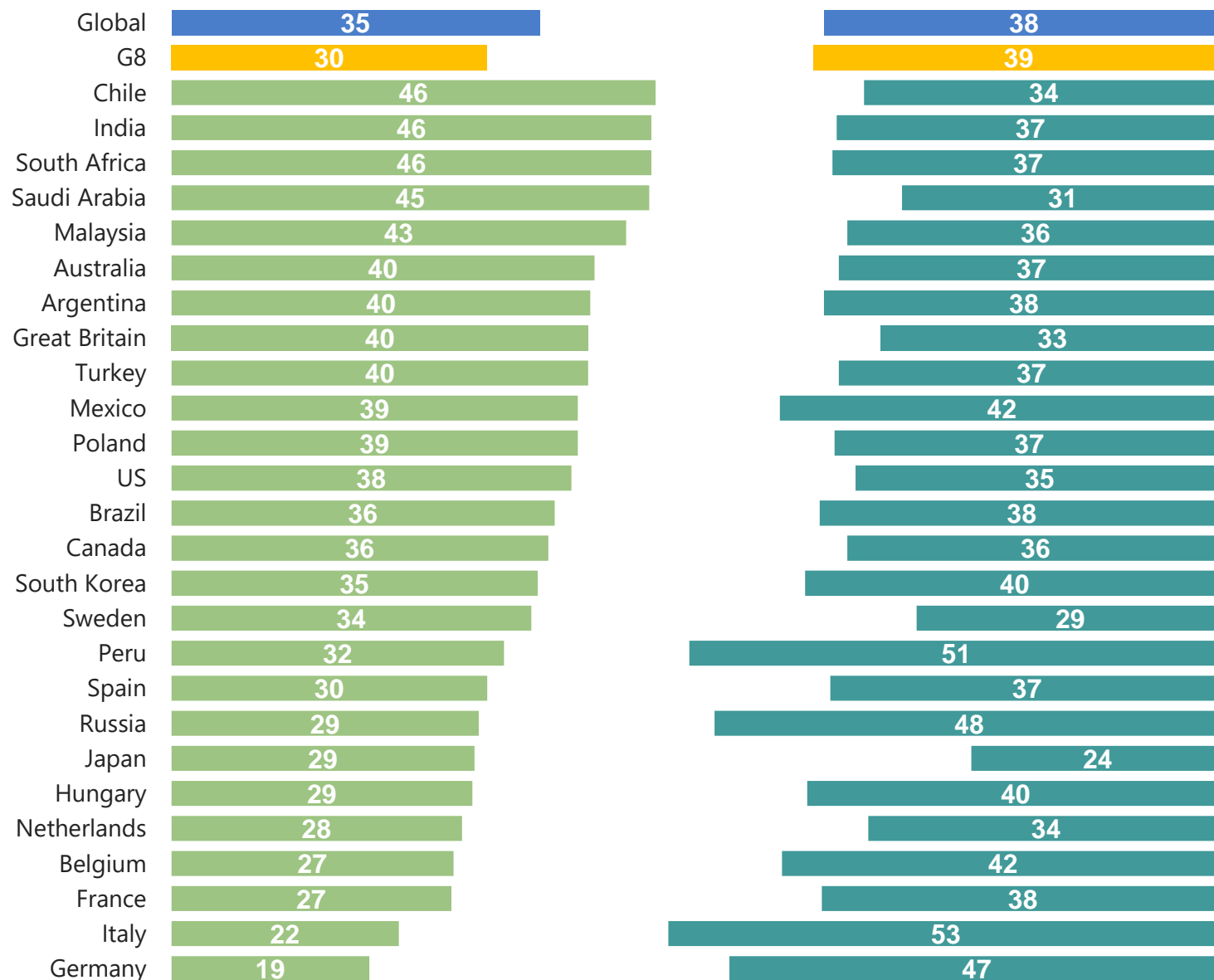
Q. Please read the following pairs of statements, and decide which comes closest to your own opinion. Please choose whether you prefer statement A or B or if you don't prefer one over the other.

A: "Decisions should be delayed so that the impact of infrastructure projects can be fully understood and the public's views can be heard properly, even if this means that infrastructure problems are not tackled when they need to be."

B: "Decisions should not be delayed so that infrastructure problems can be tackled when they need to be, even if this means that the impact of infrastructure projects cannot be fully understood and the public's views cannot be heard properly."

% strongly/tend to prefer A

% strongly/tend to prefer B



Source: Ipsos/GIIA

Base: 19,516 adults (online), July-August 2020

# METHODOLOGY

- **2020:** 27 countries, **19,516** participants, **24 July–7 August 2020** (online):  
Argentina, Australia\*, Belgium, Brazil\*, Canada\*, Chile, China\*, France\*, Germany\*, Great Britain\*, Hungary, India, Italy\*, Japan\*, Malaysia, Mexico, Netherlands, Peru, Poland, Russia, Saudi Arabia, South Africa, South Korea, Serbia, Spain\*, Sweden, Turkey and the United States of America\*  
*\* denotes 1,000+ sample size*
- **2019:** 28 countries, **26 July–9 August 2019:**  
Argentina, Australia\*, Belgium, Brazil, Canada\*, Chile, China\*, Colombia, France\*, Germany\*, Great Britain\*, Hungary, India\*, Italy\*, Japan\*, Malaysia, Mexico, Peru, Poland, Russia, Saudi Arabia, South Africa, South Korea, Serbia, Spain\*, Sweden, Turkey and the United States of America\*  
*\* denotes 1,000+ sample size*
- Participants were adults aged 18-64 in the US and Canada, and adults aged 16-64 in all other countries.
- Results may not sum to 100% and combinations to their constituent %s (e.g. very/fairly satisfied) due to computer rounding.
- The 2016-2019 surveys used the same methodology, but the profile of participating countries changed. This means that the **global trend** does not always involve a like-for-like comparison.
- A selection of trends is included. Further information is available:

<https://www.ipsos.com/en/global-infrastructure-index-public-satisfaction-and-priorities-2019> (2019)

<https://www.ipsos.com/en/global-infrastructure-index-public-satisfaction-and-priorities-2018> (2018)

<https://www.ipsos.com/ipsos-mori/en-uk/rail-joins-housing-top-infrastructure-priorities-britons> (2017)

<https://www.ipsos.com/ipsos-mori/en-uk/do-more-poll-shows-britons-behind-action-infrastructure> (2016)

# REGIONS AND SAMPLE SIZES

## Europe

8,005

Belgium  
France  
Germany  
Great Britain  
Hungary  
Italy  
Netherlands  
Poland  
Spain  
Sweden

## N. America

2,002

Canada  
U.S.A.

## LATAM

3,003

Argentina  
Brazil  
Chile  
Mexico  
Peru

## APAC

4,507

Australia  
India  
Japan  
Malaysia  
South Korea

## G8

7,506

Canada  
France  
Germany  
Great Britain  
Italy  
Japan  
Russia  
U.S.A.

## BRIC

3,001

Brazil  
Russia  
India  
China

## ME Africa

1,499

Saudi Arabia  
South Africa  
Turkey



# Further information



Ben.Marshall@ipsos.com

Hannah.Millard@ipsos.com



THoran@giia.net

JPhillips@giia.net

