Imperial College London

Ipsos MORI

COVID-19 VIRUS HOME TESTING

13th November - 3rd December

Understanding how many people have COVID-19 virus at any one time



168,181
Swab results
(13/11/2020 - 03/12/2020)



1299
Tested positive for COVID-19*

* Prevalence estimates are adjusted for the test and weighted to be representative of the population of England

94 people in every 10,000 had the virus

One figure is equal to 10 people

Positive tests by age group in England by 10,000 people

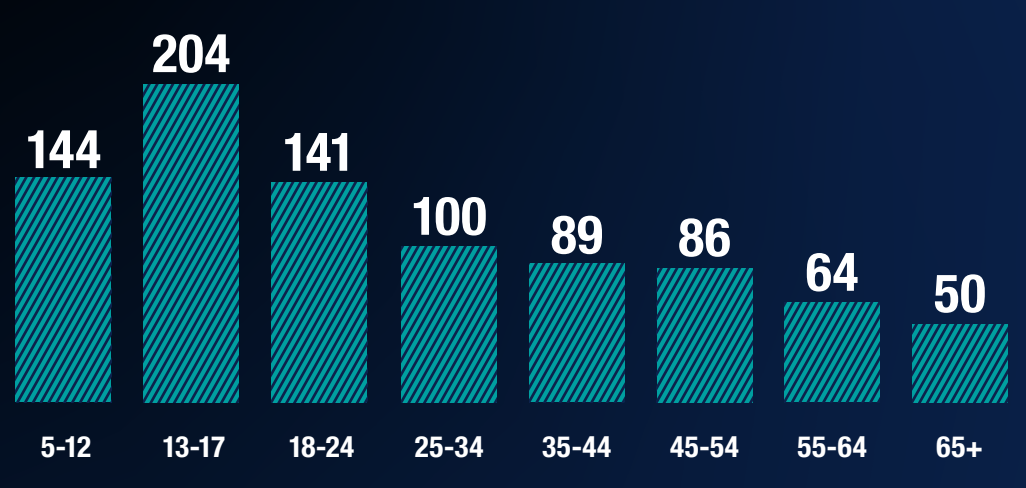

700,000

Estimated number of people infected with COVID-19 virus on any one day in England

Number of people affected by time period *

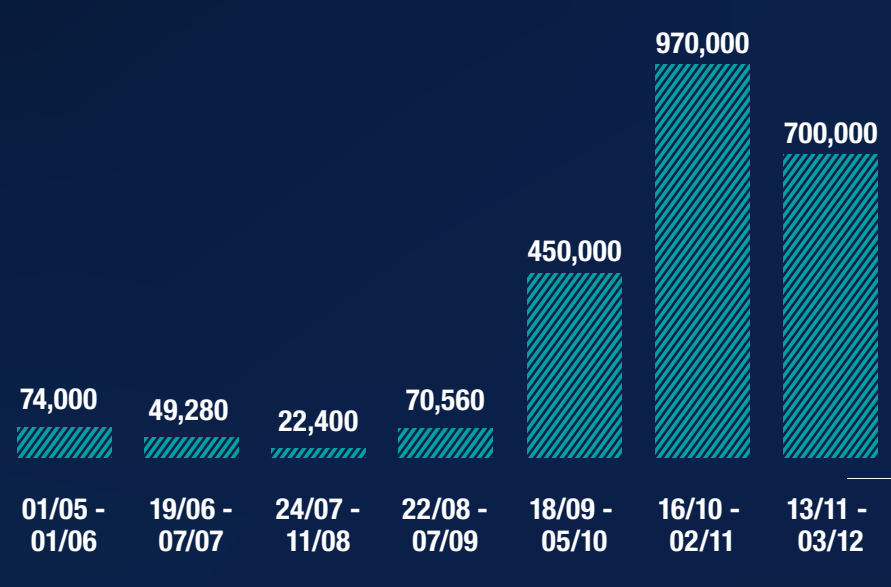

* Adjusted based on weighted prevalence and test sensitivity

Positive tests per 10,000 people by region of England

North West **102**

Yorkshire & the Humber **125**

West Midlands **124**

South West **58**

North East **94**

East Midlands **119**

East of England **58**

London **109**

South East **73**

R=1.0*

Estimate of the reproduction number



Every person with the virus will, on average, spread it to 1 other

* Rounded from 0.96
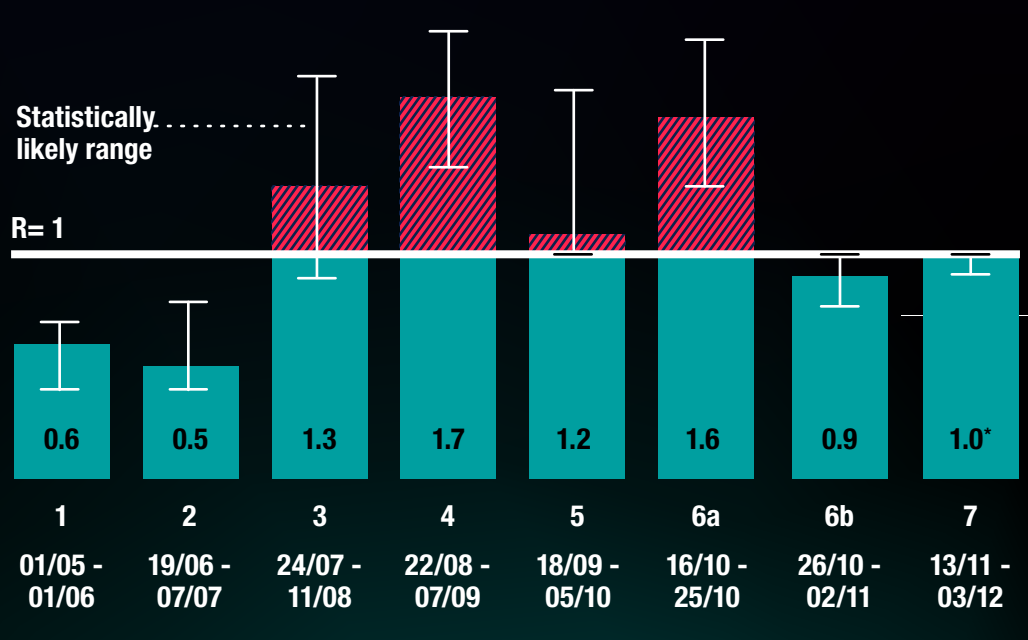
R number by time period