

Global Advisor 2021 Predictions

December 2020



COVID-19

For each of the following,
please tell me how likely or
unlikely you think they are to
happen.... ?

Base: c. 15,700 online interviews across 31
markets, 23 October – 6 November 2020.

Global averages

A successful vaccine for
COVID-19 will be developed

Likely

68%

Unlikely

23%

Most people in [market] will wear a
mask in public places
a year from now

61%

31%

A successful vaccine for
COVID-19 will become widely
available in [market]

60%

30%

There will be a new global
pandemic caused by a new virus

47%

32%

Life in [market] will have got back to
normal after the effects
of the COVID-19 pandemic

41%

52%

[Market]'s economy will have fully
recovered from the effects
of the COVID-19 pandemic

32%

60%

The world will change for the better
because of the COVID-19 crisis

30%

59%

COVID-19

For each of the following, please tell me how likely or unlikely you think they are to happen.... ?

Netherlands

Likely

Unlikely

A successful vaccine for COVID-19 will be developed

75%

19%

Most people in the Netherlands will wear a mask in public places...

44%

42%

A successful vaccine for COVID-19 will become widely available in the Netherlands

71%

23%

There will be a new global pandemic caused by a new virus

47%

32%

Life in the Netherlands will have got back to normal after the effects of the COVID-19 pandemic

32%

62%

The Netherlands' economy will have fully recovered from the effects of the COVID-19 pandemic

24%

68%

The world will change for the better because of the COVID-19 crisis

26%

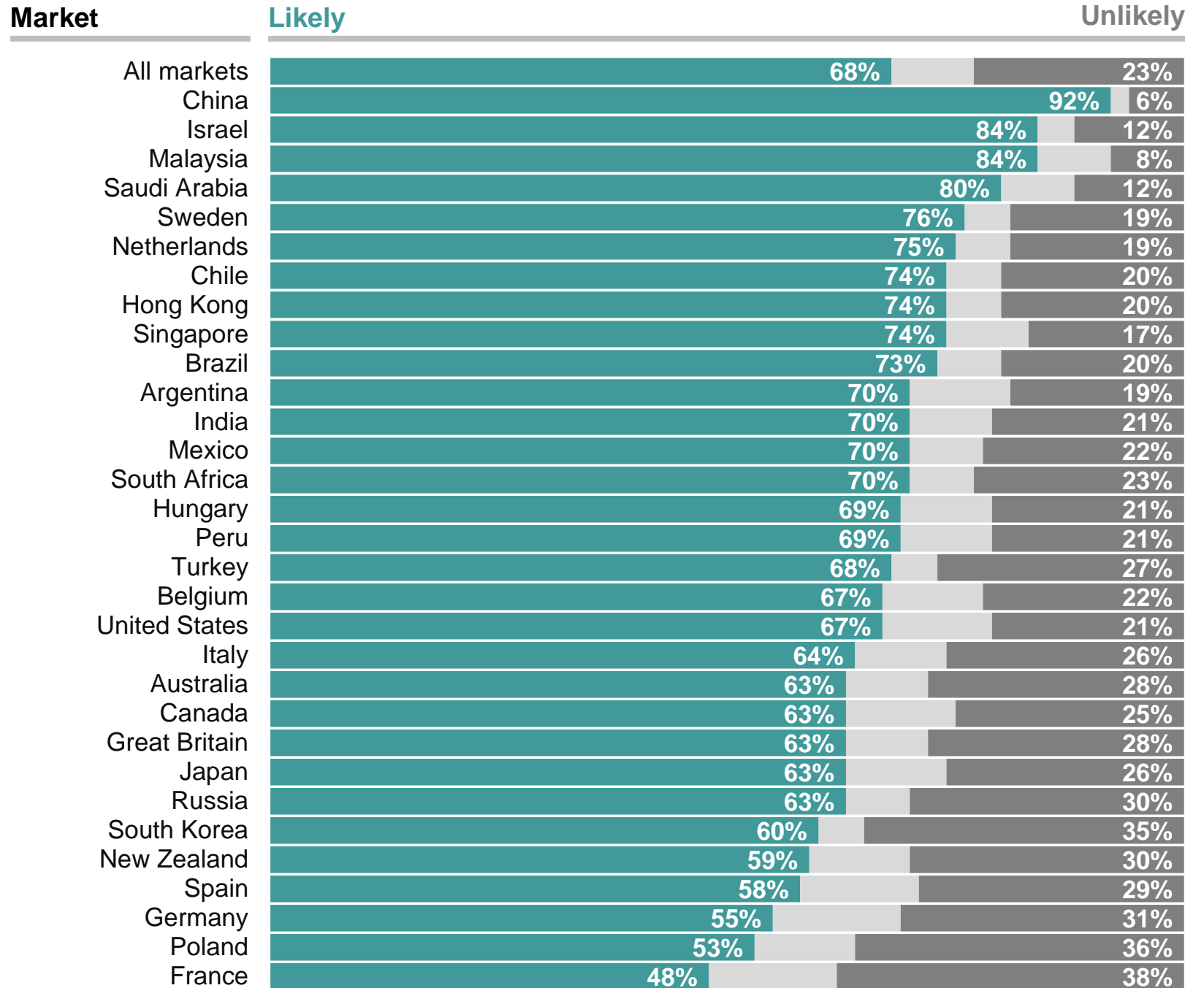
61%

Base: c. 500 online interviews in the Netherlands, 23 October – 6 November 2020.



For each of the following, please tell me how likely or unlikely you think they are to happen.... ?

A successful vaccine for COVID-19 will be developed

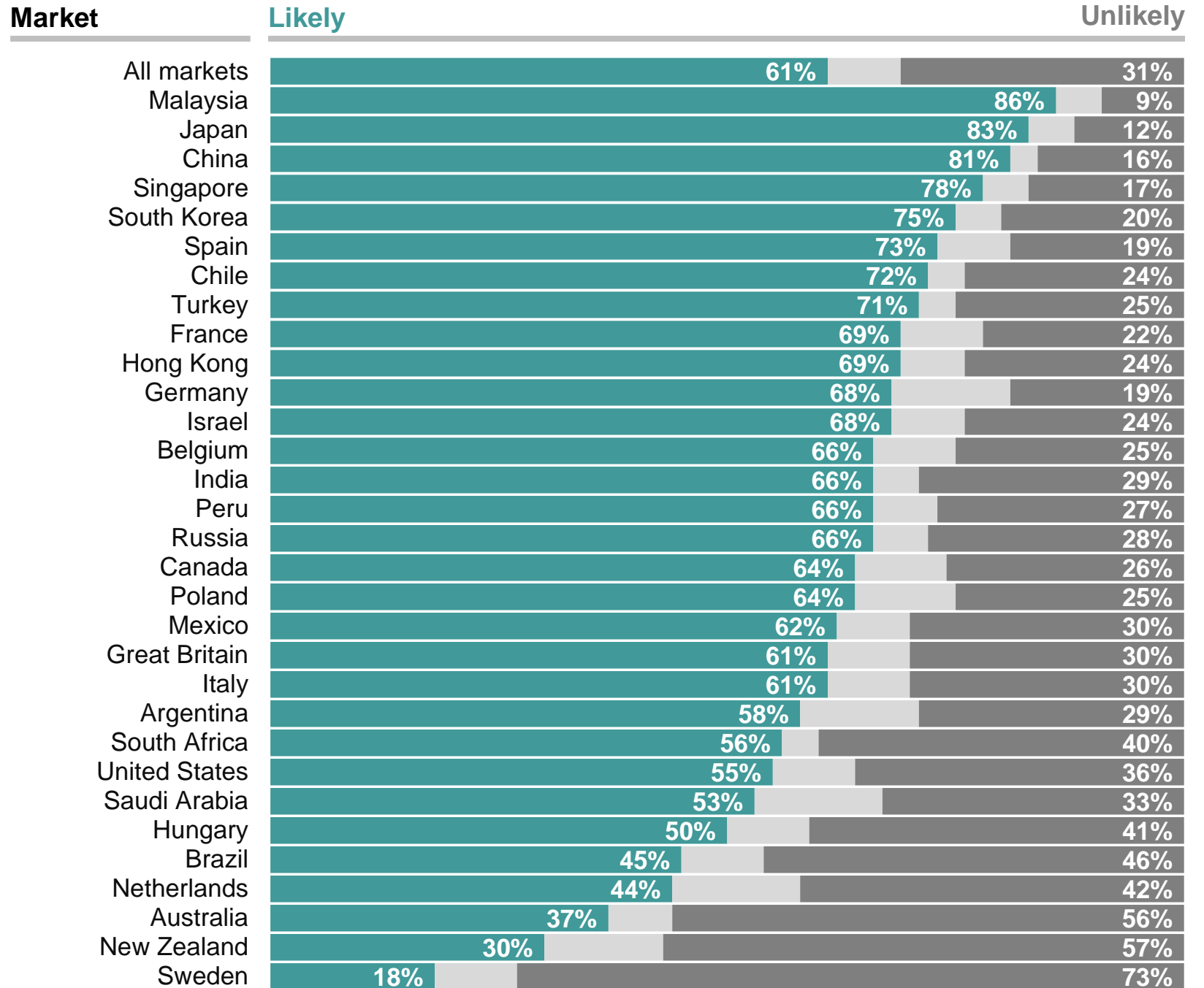


Base: c. 15,700 online interviews across 31 markets, 23 October – 6 November 2020.



For each of the following, please tell me how likely or unlikely you think they are to happen.... ?

Most people in [market] will wear a mask in public places a year from now

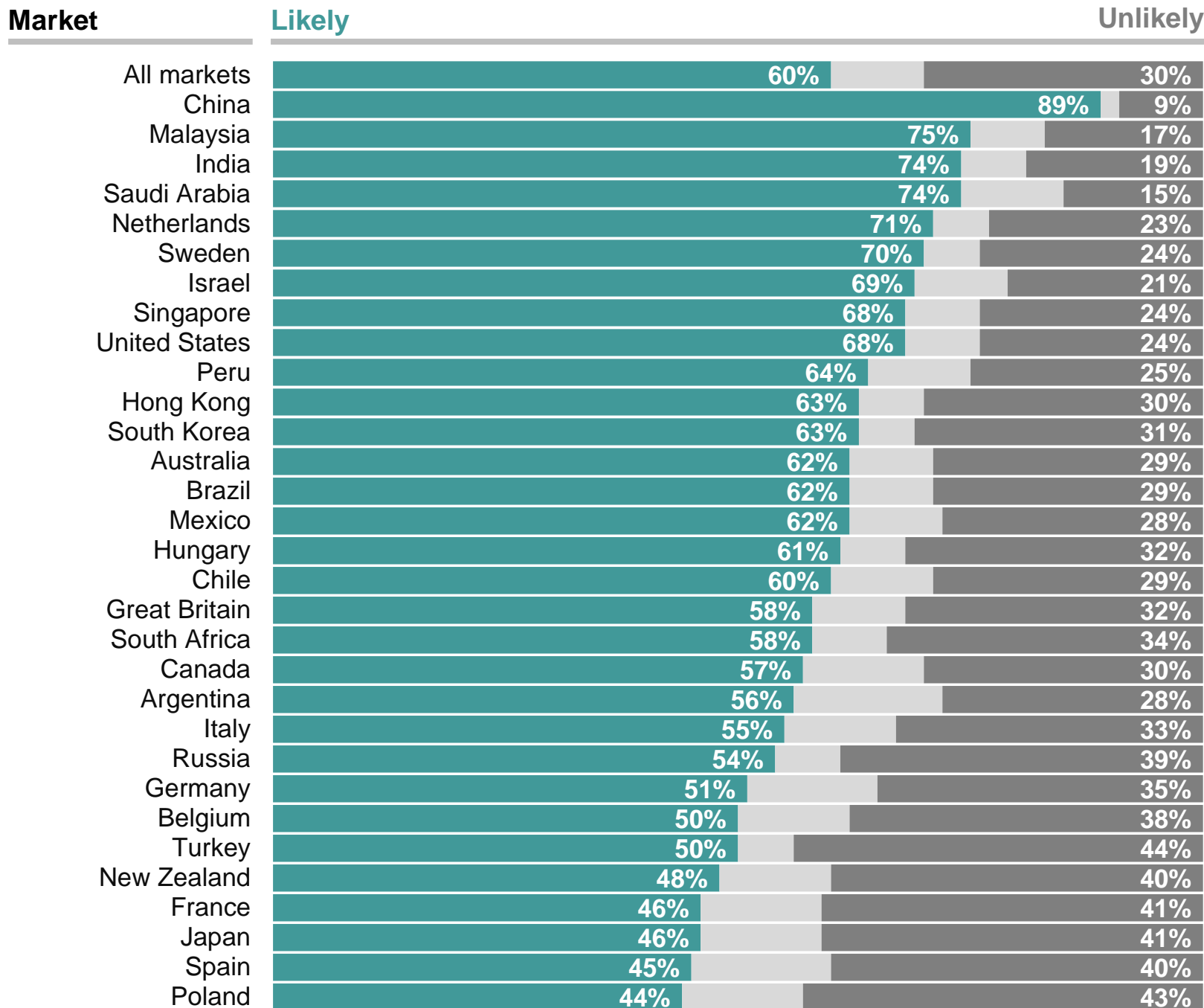


Base: c. 15,700 online interviews across 31 markets, 23 October – 6 November 2020.



For each of the following, please tell me how likely or unlikely you think they are to happen.... ?

A successful vaccine for COVID-19 will become widely available in [market]

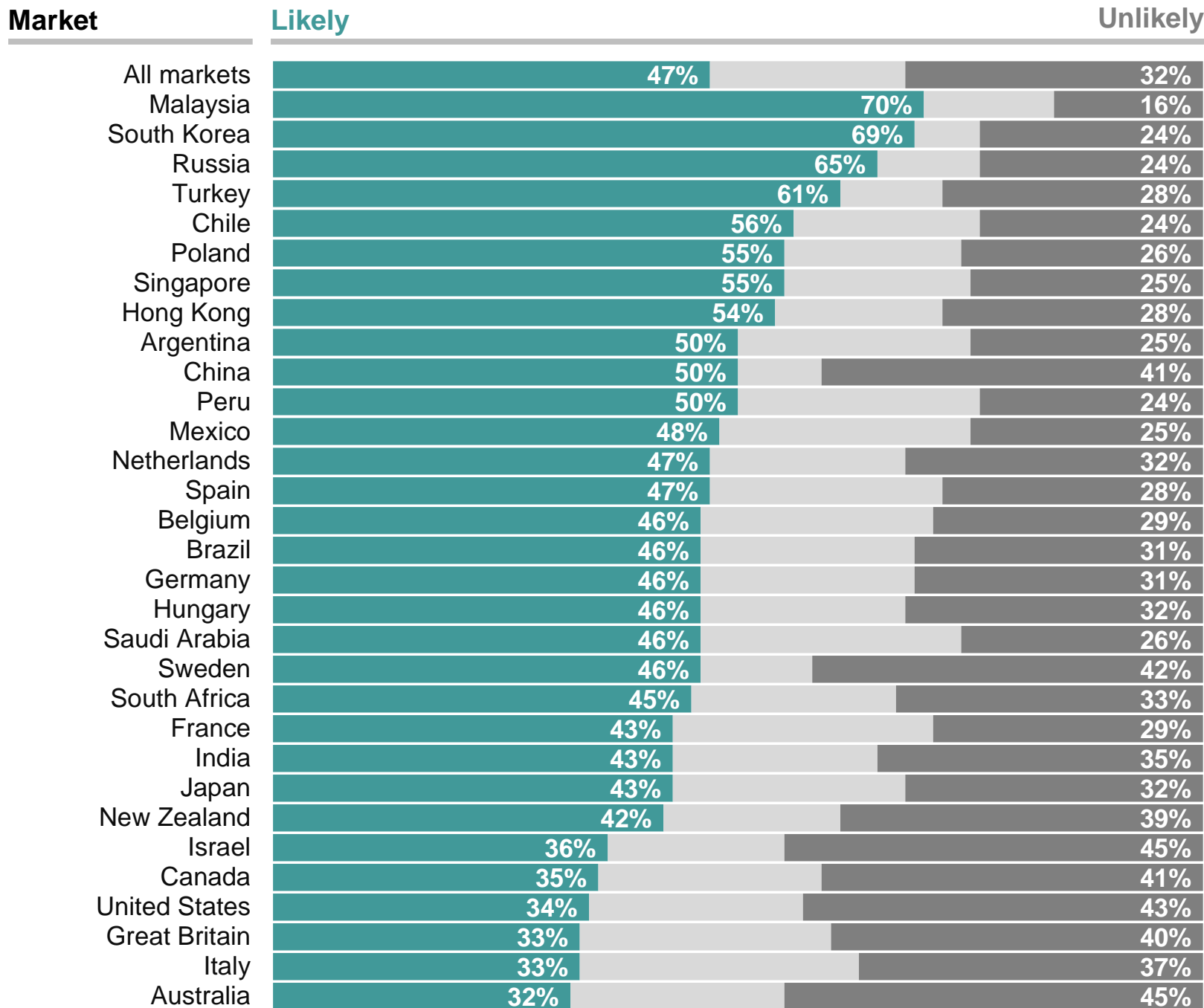


Base: c. 15,700 online interviews across 31 markets, 23 October – 6 November 2020.



For each of the following, please tell me how likely or unlikely you think they are to happen.... ?

There will be a new global pandemic caused by a new virus

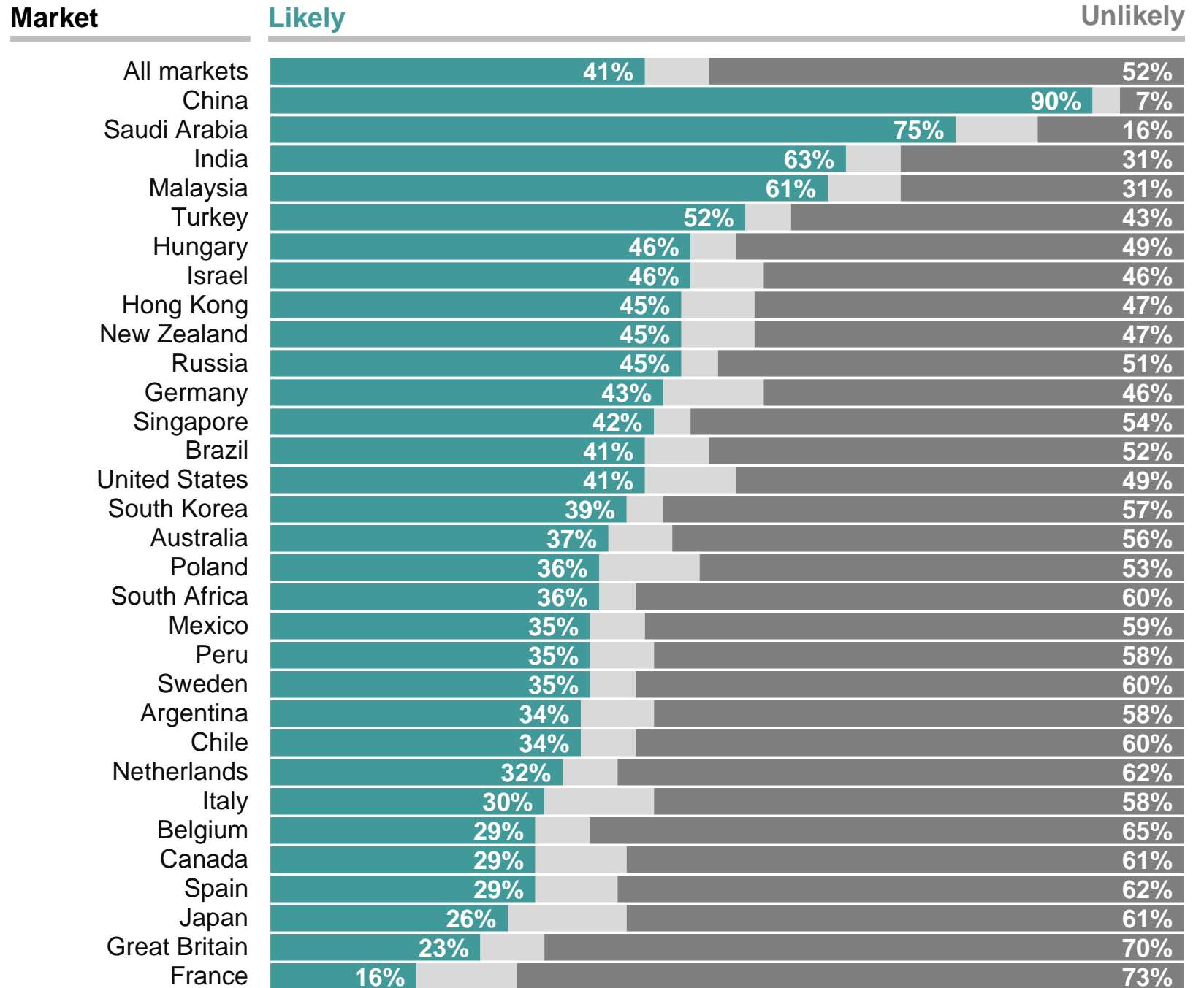


Base: c. 15,700 online interviews across 31 markets, 23 October – 6 November 2020.



For each of the following, please tell me how likely or unlikely you think they are to happen.... ?

Life in [market] will have got back to normal after the effects of the COVID-19 pandemic

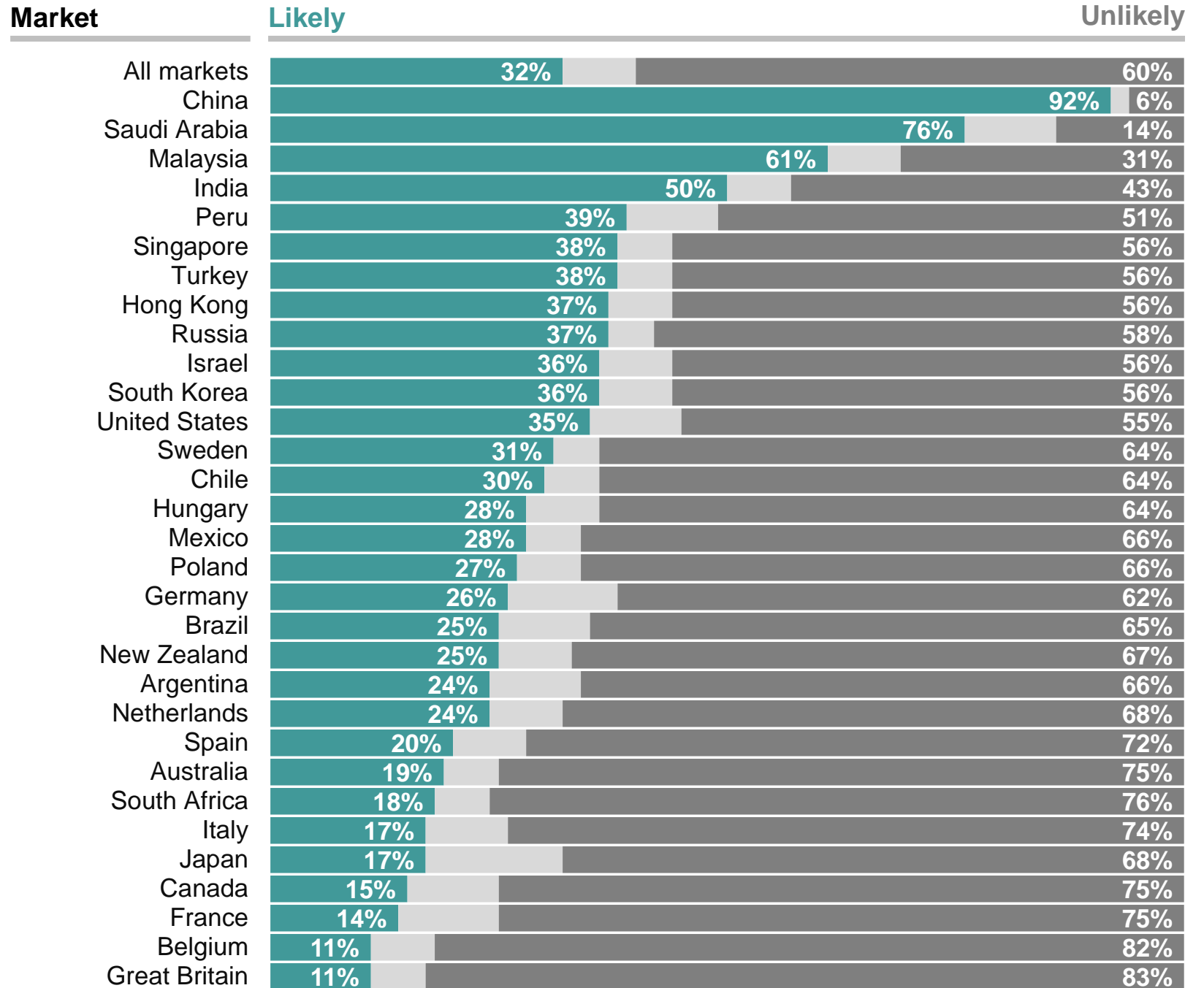


Base: c. 15,700 online interviews across 31 markets, 23 October – 6 November 2020.



For each of the following, please tell me how likely or unlikely you think they are to happen.... ?

[Market]'s economy will have fully recovered from the effects of the COVID-19 pandemic

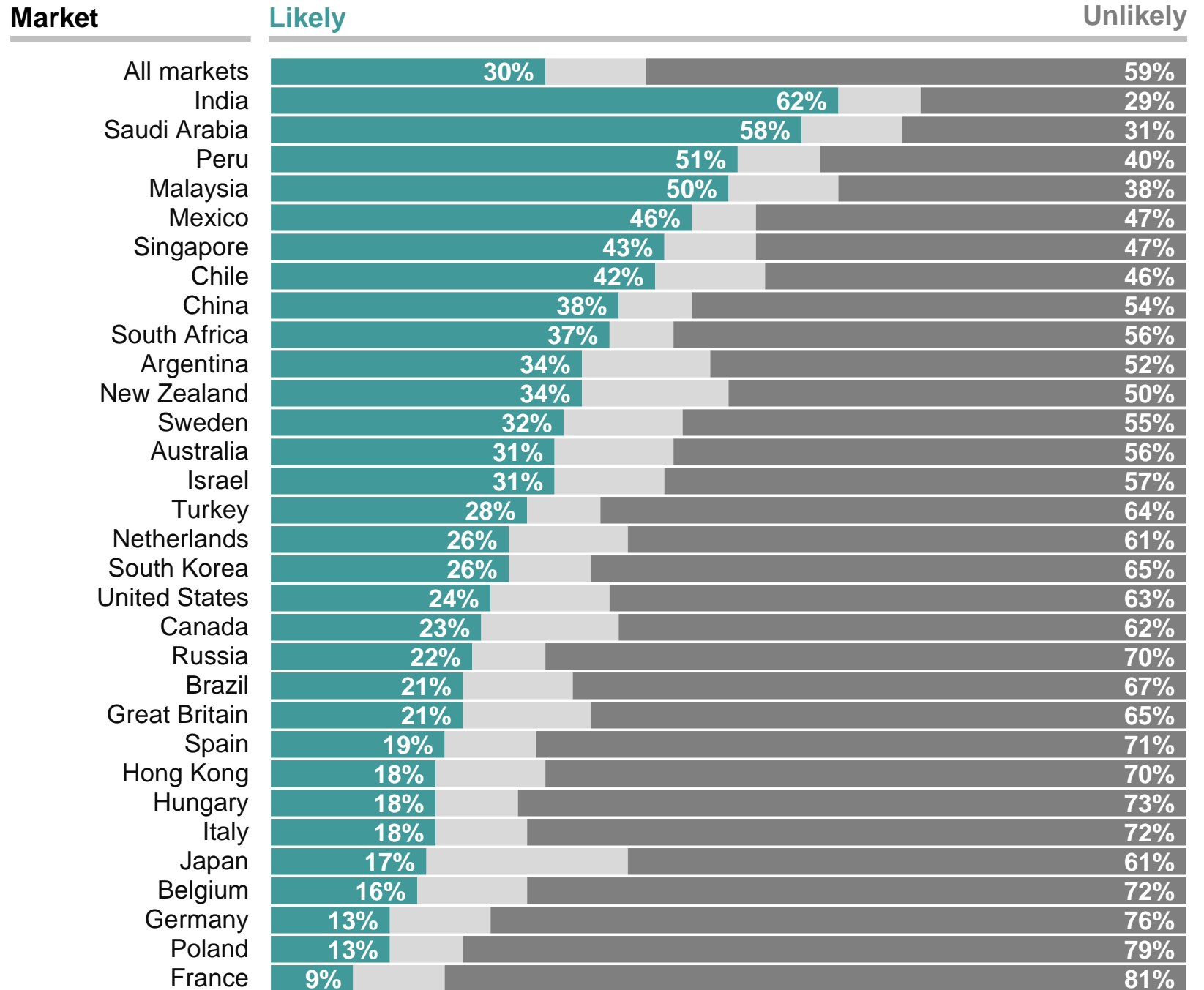


Base: c. 15,700 online interviews across 31 markets, 23 October – 6 November 2020.



For each of the following, please tell me how likely or unlikely you think they are to happen.... ?

The world will change for the better because of the COVID-19 crisis



Base: c. 15,700 online interviews across 31 markets, 23 October – 6 November 2020.

Economics

For each of the following,
please tell me how likely or
unlikely you think they are to
happen.... ?


Base: c. 15,700 online interviews across 31
markets, 23 October – 6 November 2020.

Global averages

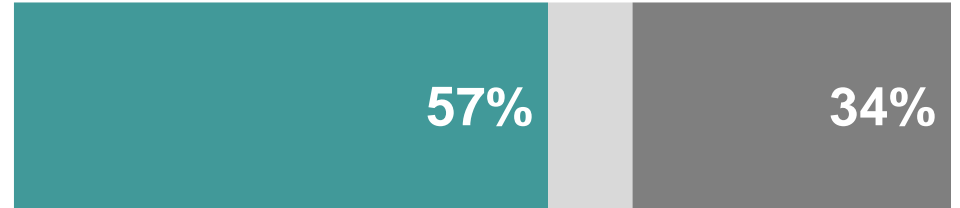
Likely

Unlikely

Income inequality in
[market] will increase




I will spend more money
buying things online than
I spend buying things in stores



Women will be paid the
same as men for the same work



Major stock markets
around the world will crash



Economics

For each of the following,
please tell me how likely or
unlikely you think they are to
happen.... ?

Base: c. 500 online interviews in the
Netherlands, 23 October – 6 November 2020.

Netherlands

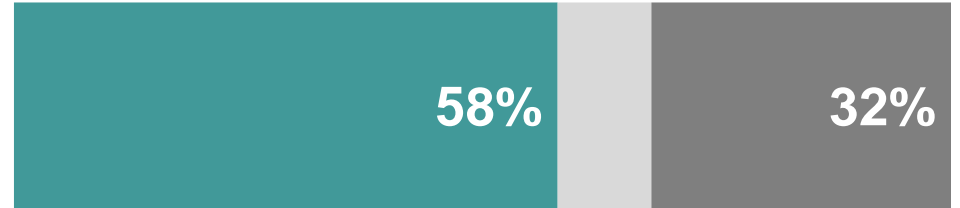
Likely

Unlikely

Income inequality in
the Netherlands will increase




I will spend more money
buying things online than
I spend buying things in stores



Women will be paid the
same as men for the same work



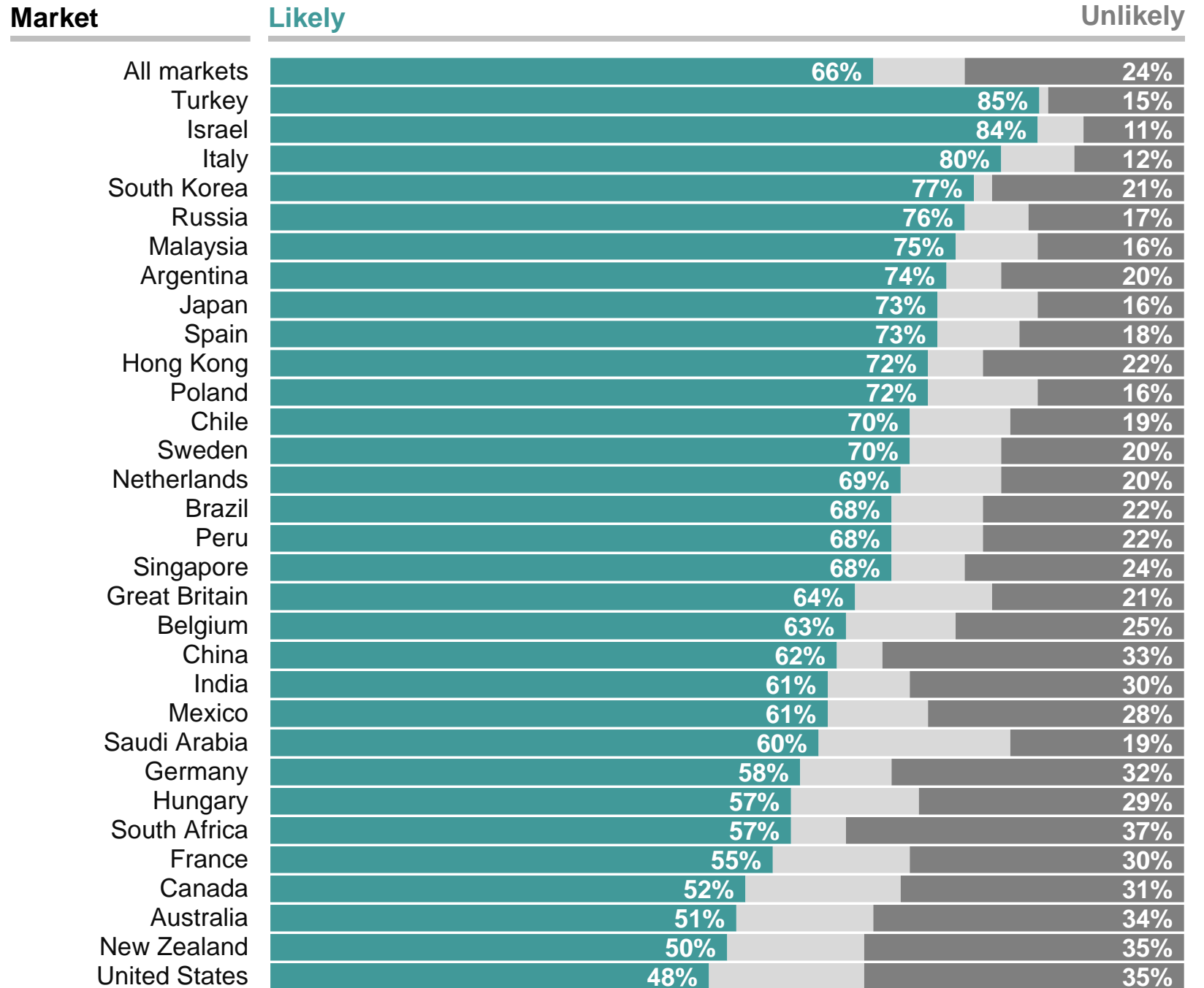
Major stock markets
around the world will crash





For each of the following, please tell me how likely or unlikely you think they are to happen.... ?

Income inequality in [market] will increase

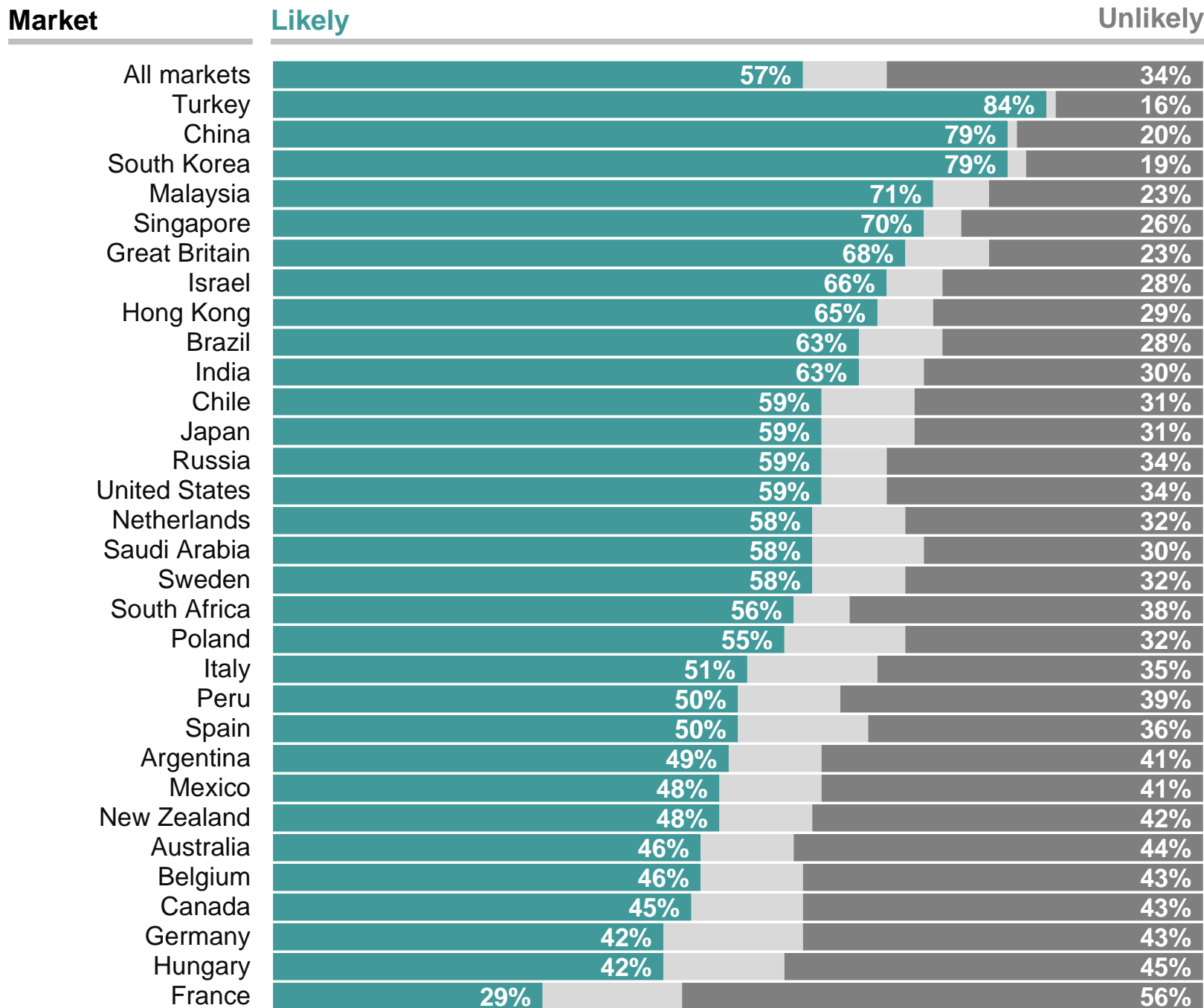


Base: c. 15,700 online interviews across 31 markets, 23 October – 6 November 2020.



For each of the following, please tell me how likely or unlikely you think they are to happen.... ?

I will spend more money buying things online than I spend buying things in stores

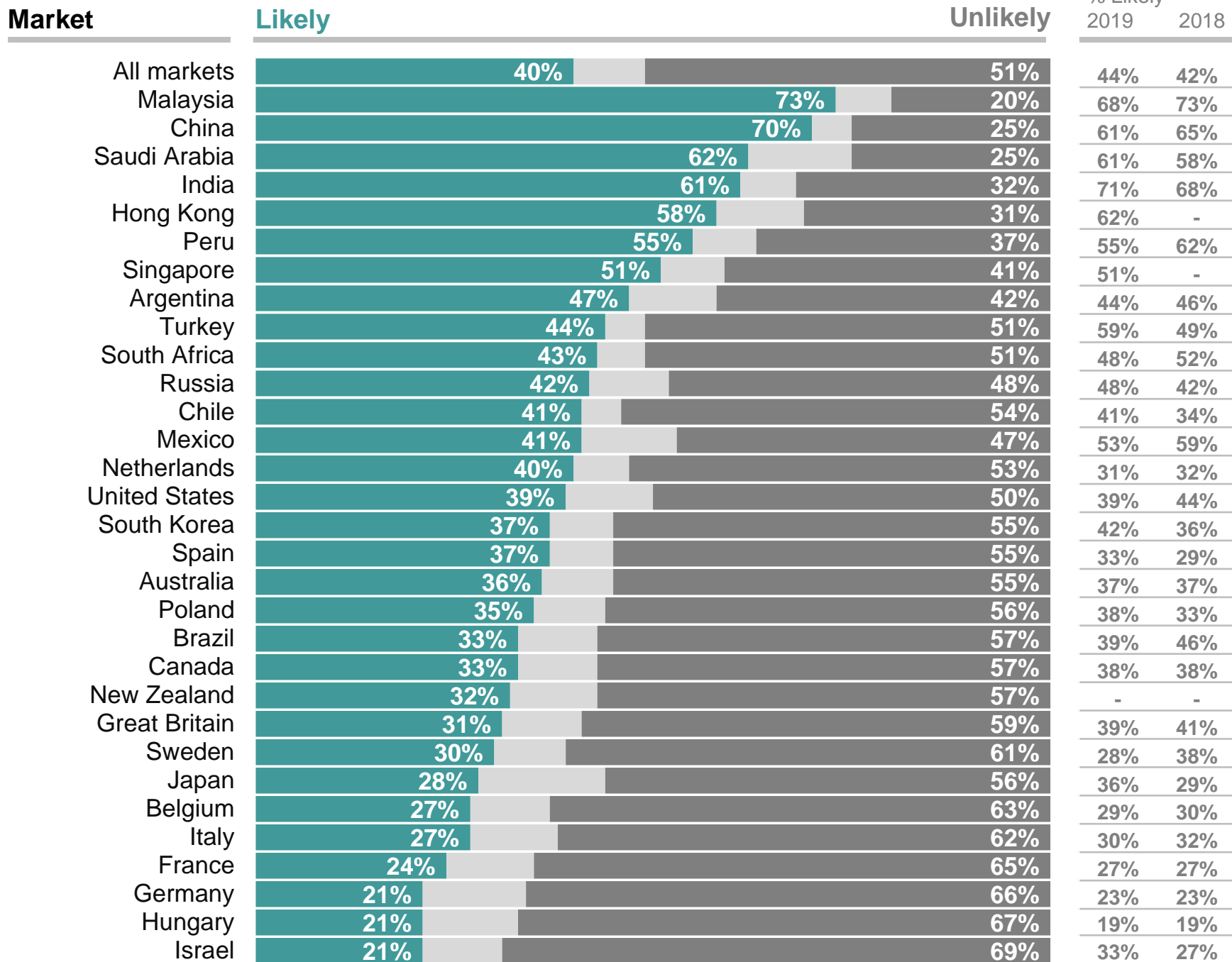


Base: c. 15,700 online interviews across 31 markets, 23 October – 6 November 2020.



For each of the following, please tell me how likely or unlikely you think they are to happen.... ?

Women will be paid the same as men for the same work

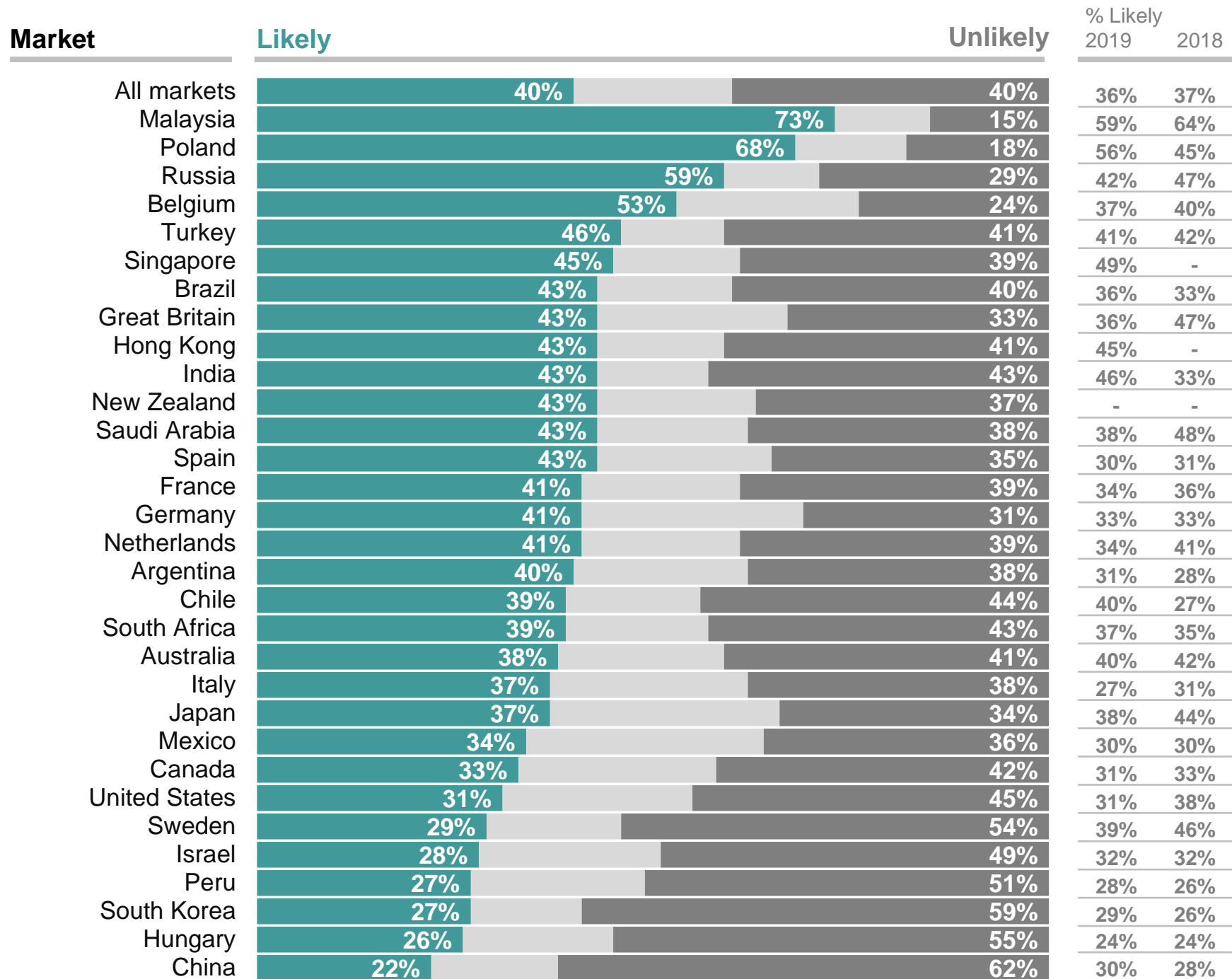


Base: c. 15,700 online interviews across 31 markets, 23 October – 6 November 2020.

Q.

For each of the following, please tell me how likely or unlikely you think they are to happen.... ?

Major stock markets around the world will crash



Society and culture

For each of the following, please tell me how likely or unlikely you think they are to happen.... ?

Base: c. 15,700 online interviews across 31 markets, 23 October – 6 November 2020.

Global averages

Likely

Unlikely

I will make a new friend in my local area



The number of people living in big cities in [market] will shrink



Police in [market] will treat all people equally regardless of their differences



I will feel lonely most of the time



People in [market] will become more tolerant of each other



Society and culture


For each of the following, please tell me how likely or unlikely you think they are to happen.... ?

Netherlands

Likely

Unlikely

I will make a new friend in my local area



The number of people living in big cities in the Netherlands will shrink



Police in the Netherlands will treat all people equally regardless of their differences



I will feel lonely most of the time



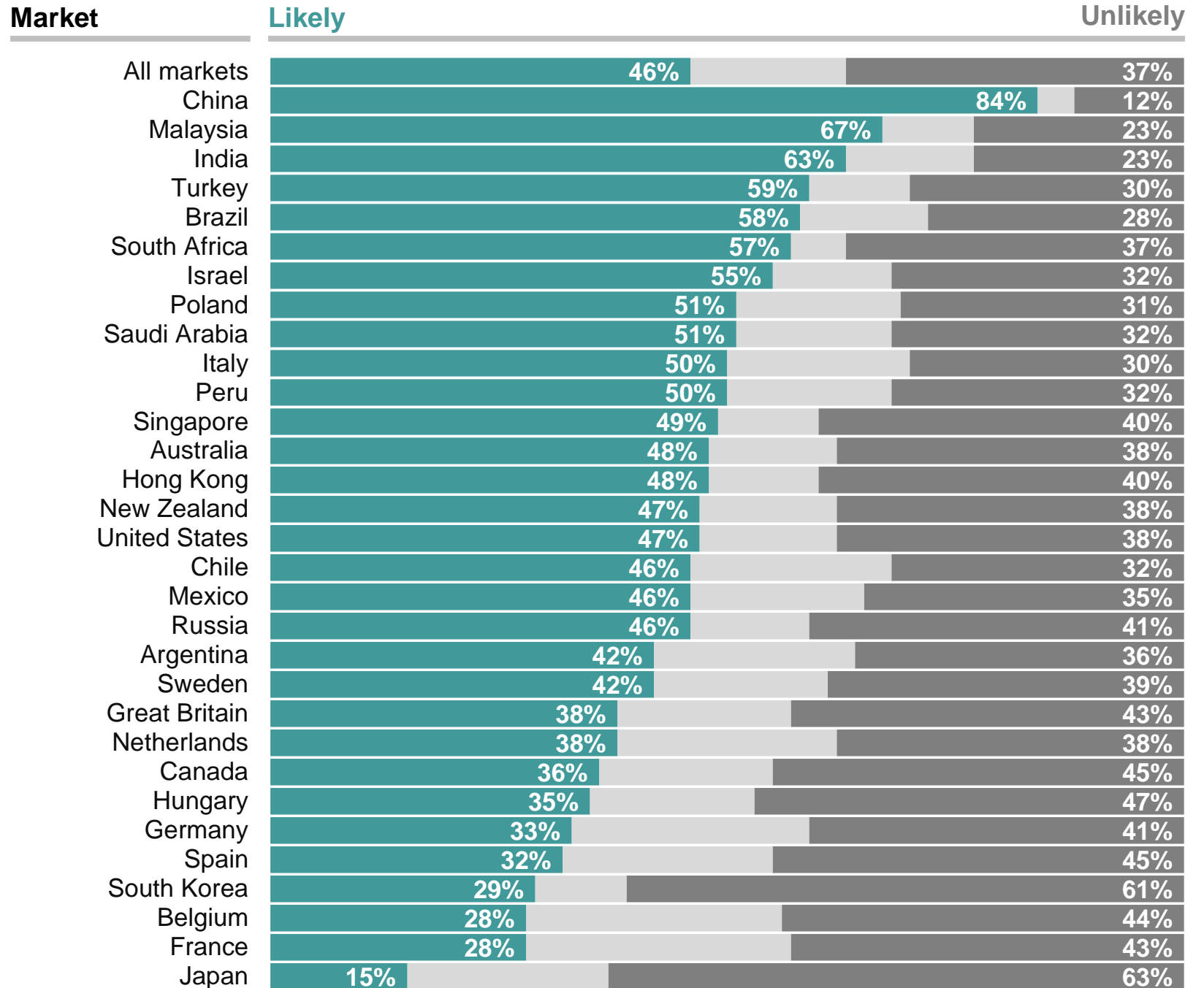
People in the Netherlands will become more tolerant of each other





For each of the following, please tell me how likely or unlikely you think they are to happen.... ?

I will make a new friend in my local area

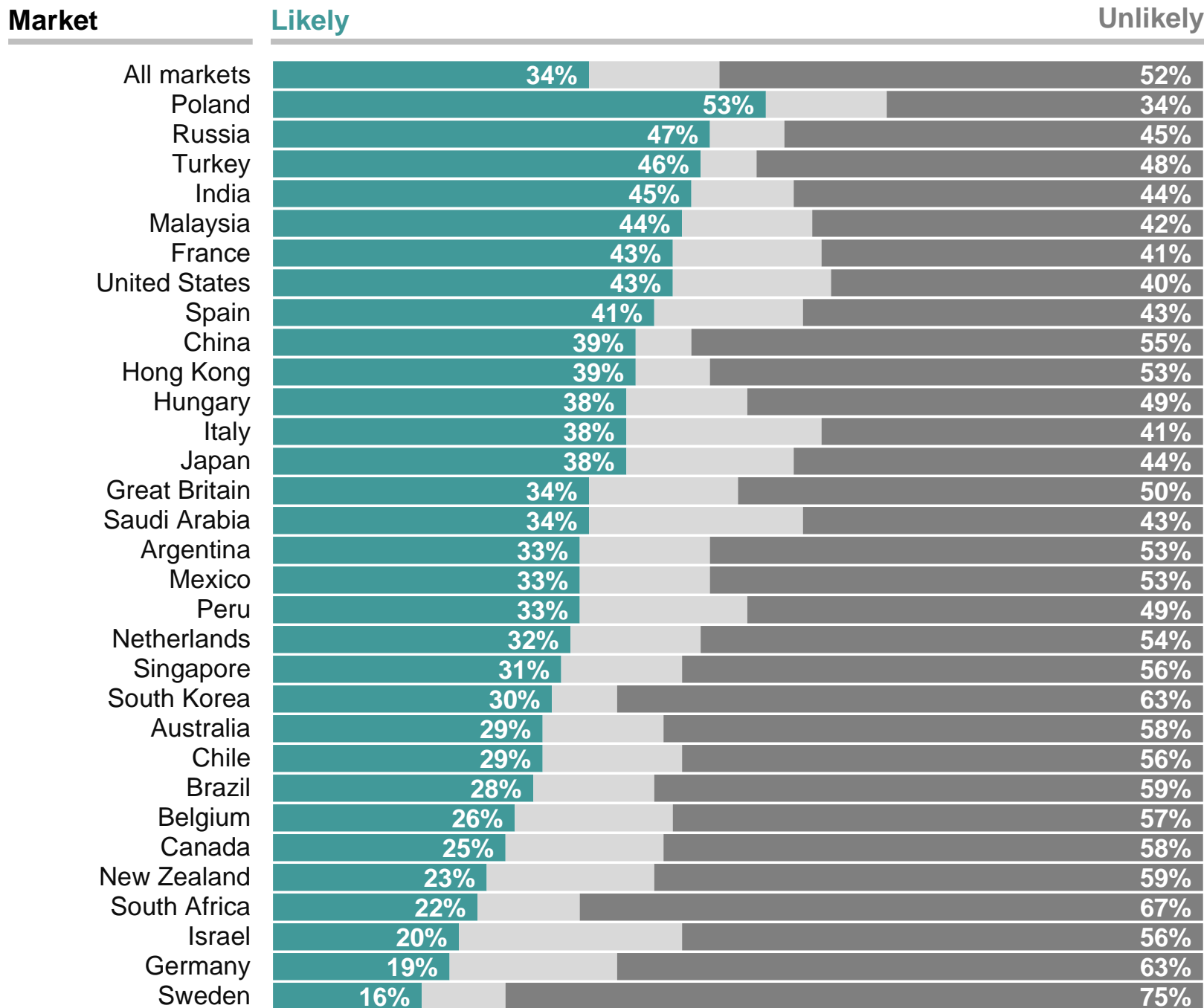


Base: c. 15,700 online interviews across 31 markets, 23 October – 6 November 2020.

Q.

For each of the following, please tell me how likely or unlikely you think they are to happen.... ?

The number of people living in big cities in [market] will shrink

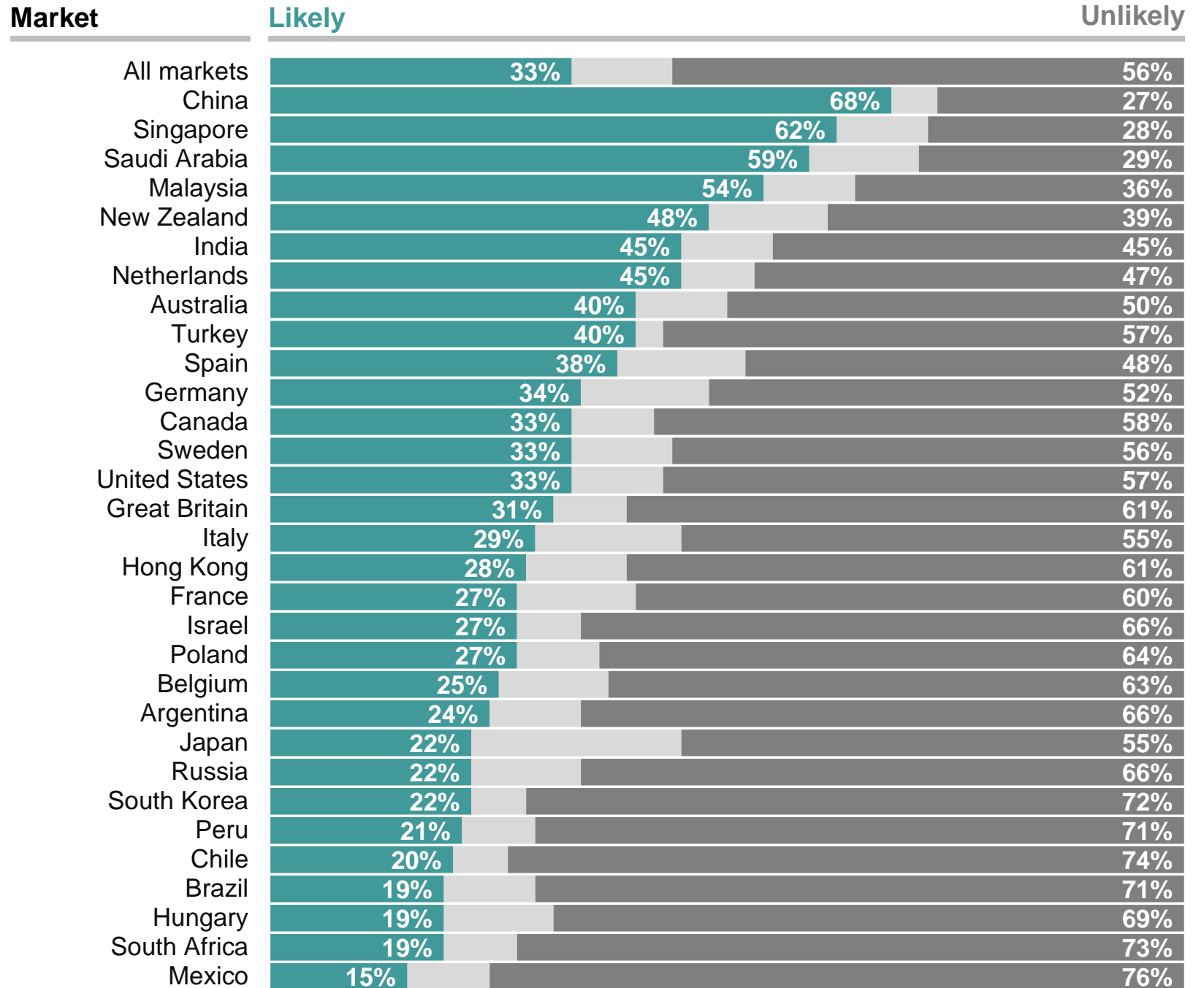


Base: c. 15,700 online interviews across 31 markets, 23 October – 6 November 2020.



For each of the following, please tell me how likely or unlikely you think they are to happen.... ?

Police in [market] will treat all people equally regardless of their differences

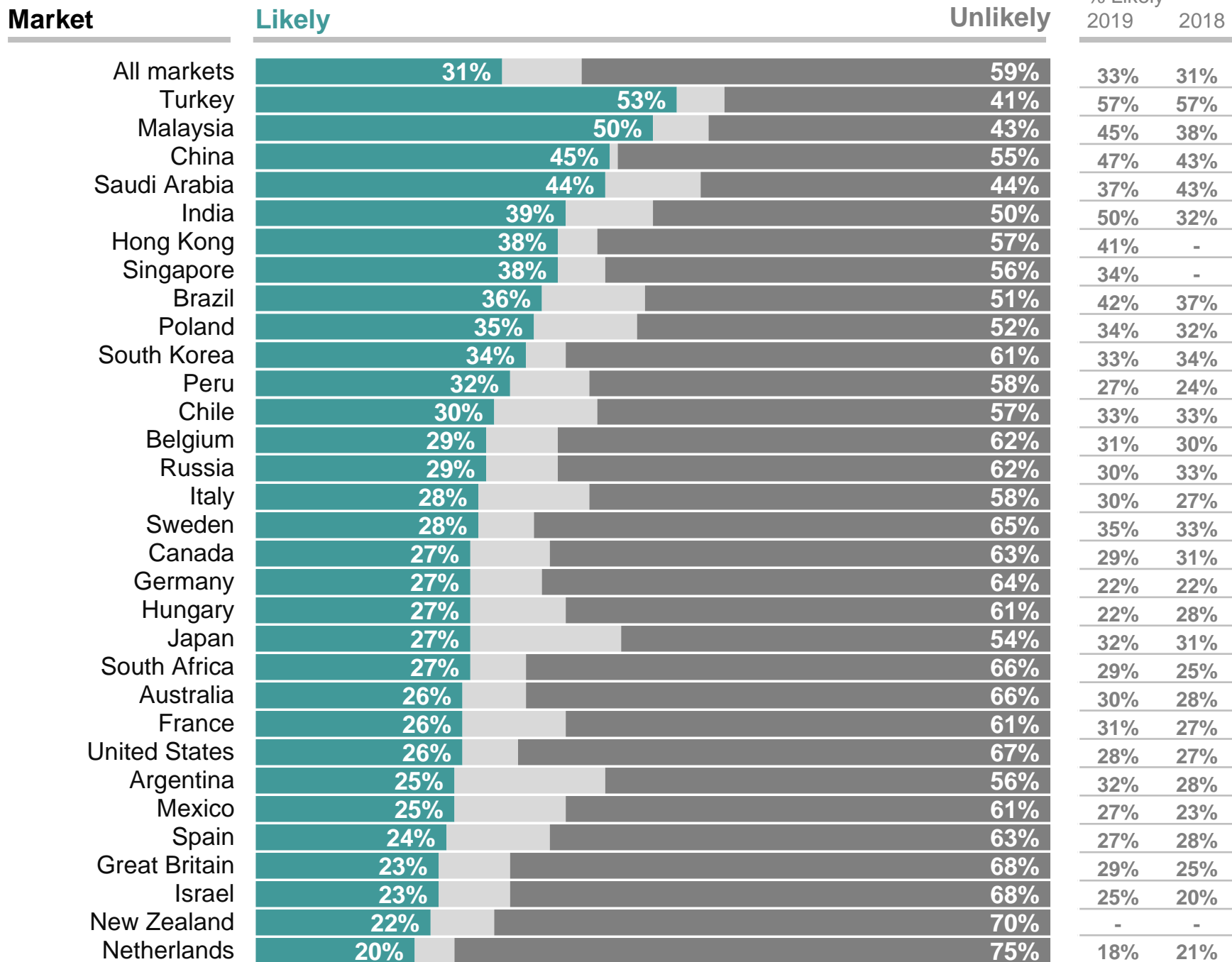


Base: c. 15,700 online interviews across 31 markets, 23 October – 6 November 2020.



For each of the following, please tell me how likely or unlikely you think they are to happen.... ?

I will feel lonely most of the time

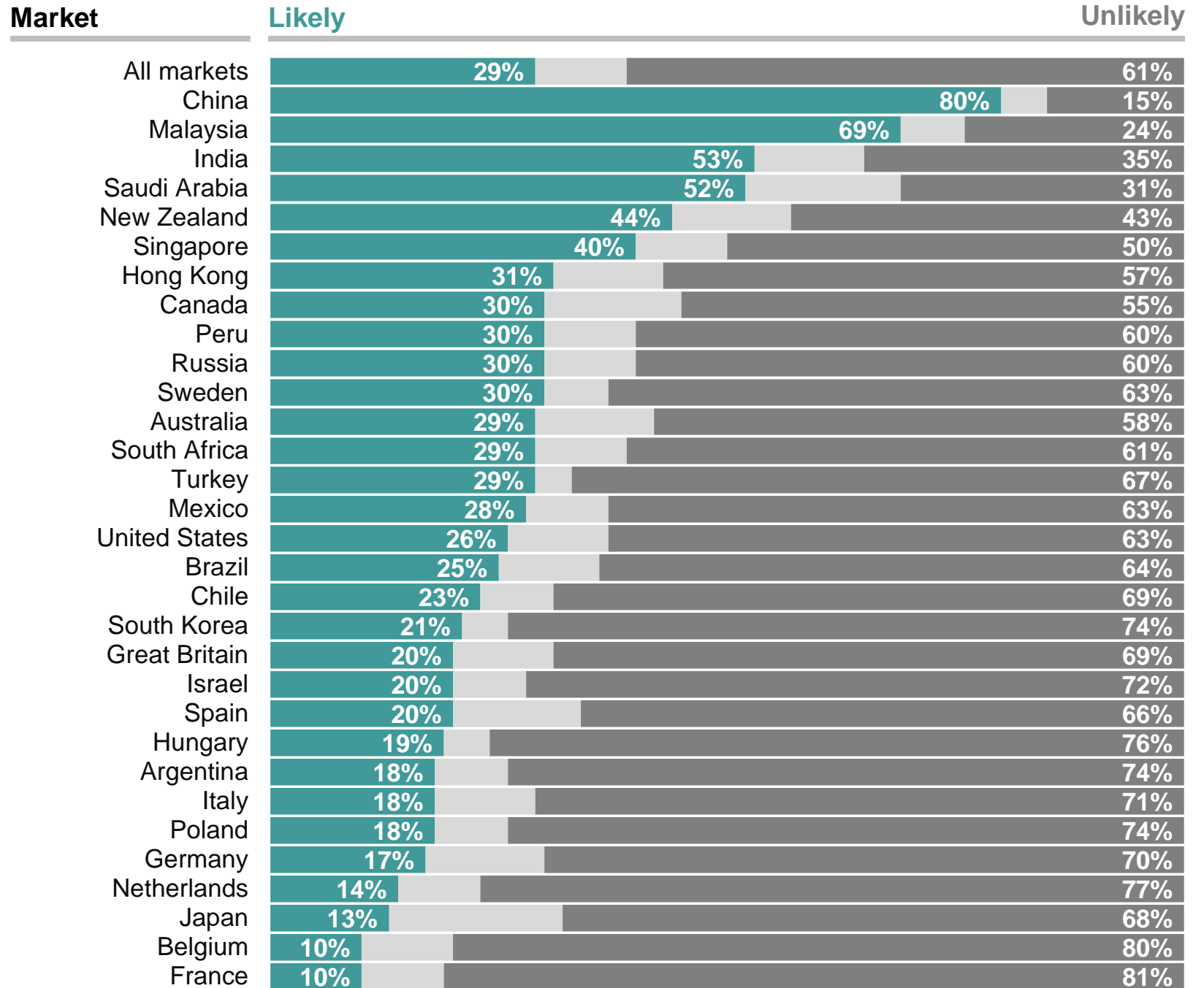


Base: c. 15,700 online interviews across 31 markets, 23 October – 6 November 2020.



For each of the following, please tell me how likely or unlikely you think they are to happen.... ?

People in [market] will become more tolerant of each other



Base: c. 15,700 online interviews across 31 markets, 23 October – 6 November 2020.

Technology

For each of the following,
please tell me how likely or
unlikely you think they are to
happen.... ?

Global averages

Likely

Unlikely

Robots will look like, think like
and speak like humans



One of my online accounts will
be hacked into (e.g. email,
social media, banking)



Human cloning will be
legalized in some countries



Base: c. 15,700 online interviews across 31
markets, 23 October – 6 November 2020.

Technology

For each of the following,
please tell me how likely or
unlikely you think they are to
happen.... ?

Base: c. 500 online interviews in the
Netherlands, 23 October – 6 November 2020.

Netherlands

Likely

Unlikely

Robots will look like, think like
and speak like humans



One of my online accounts will
be hacked into (e.g. email,
social media, banking)



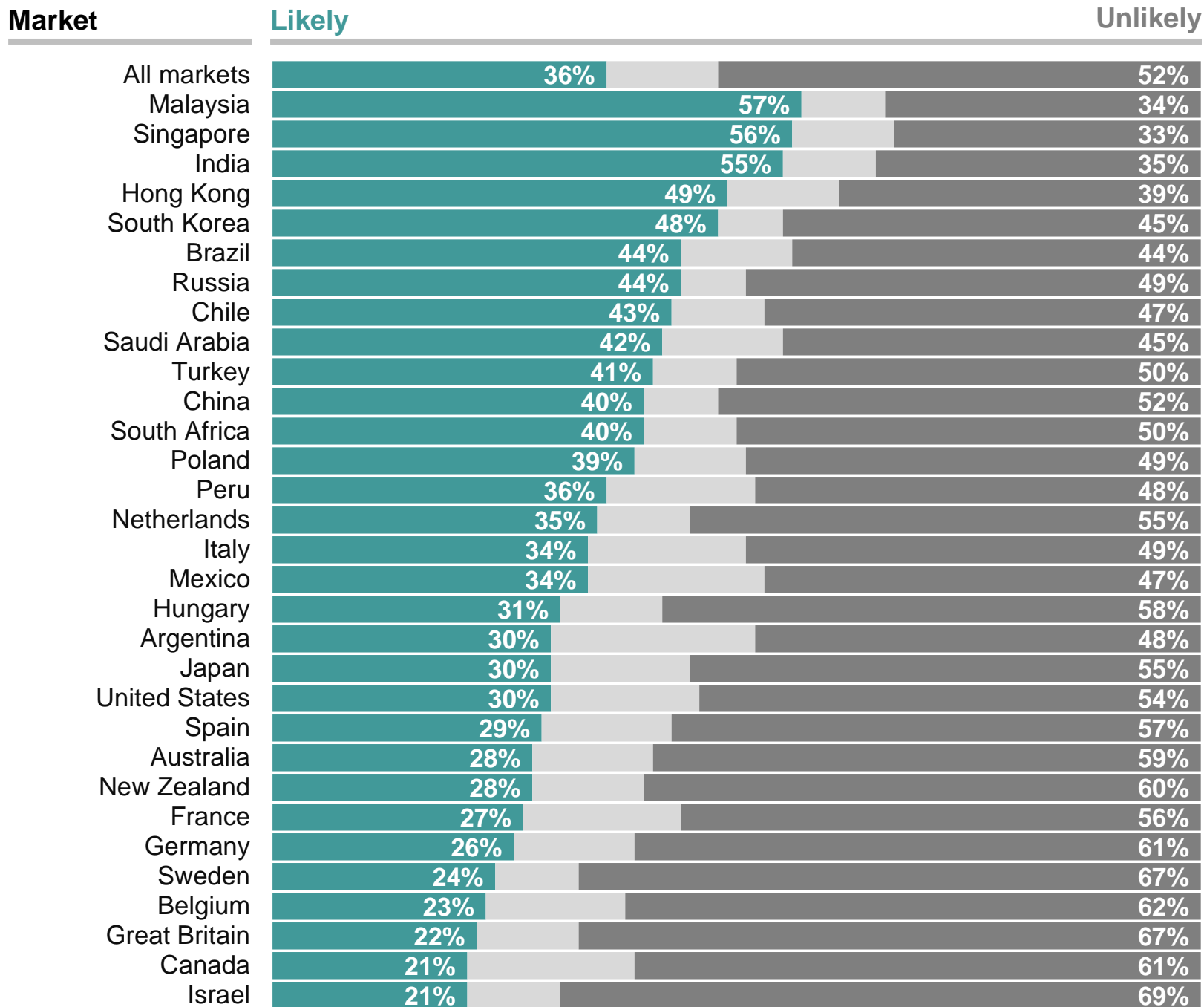
Human cloning will be
legalized in some countries



Q.

For each of the following, please tell me how likely or unlikely you think they are to happen.... ?

Robots will look like, think like and speak like humans

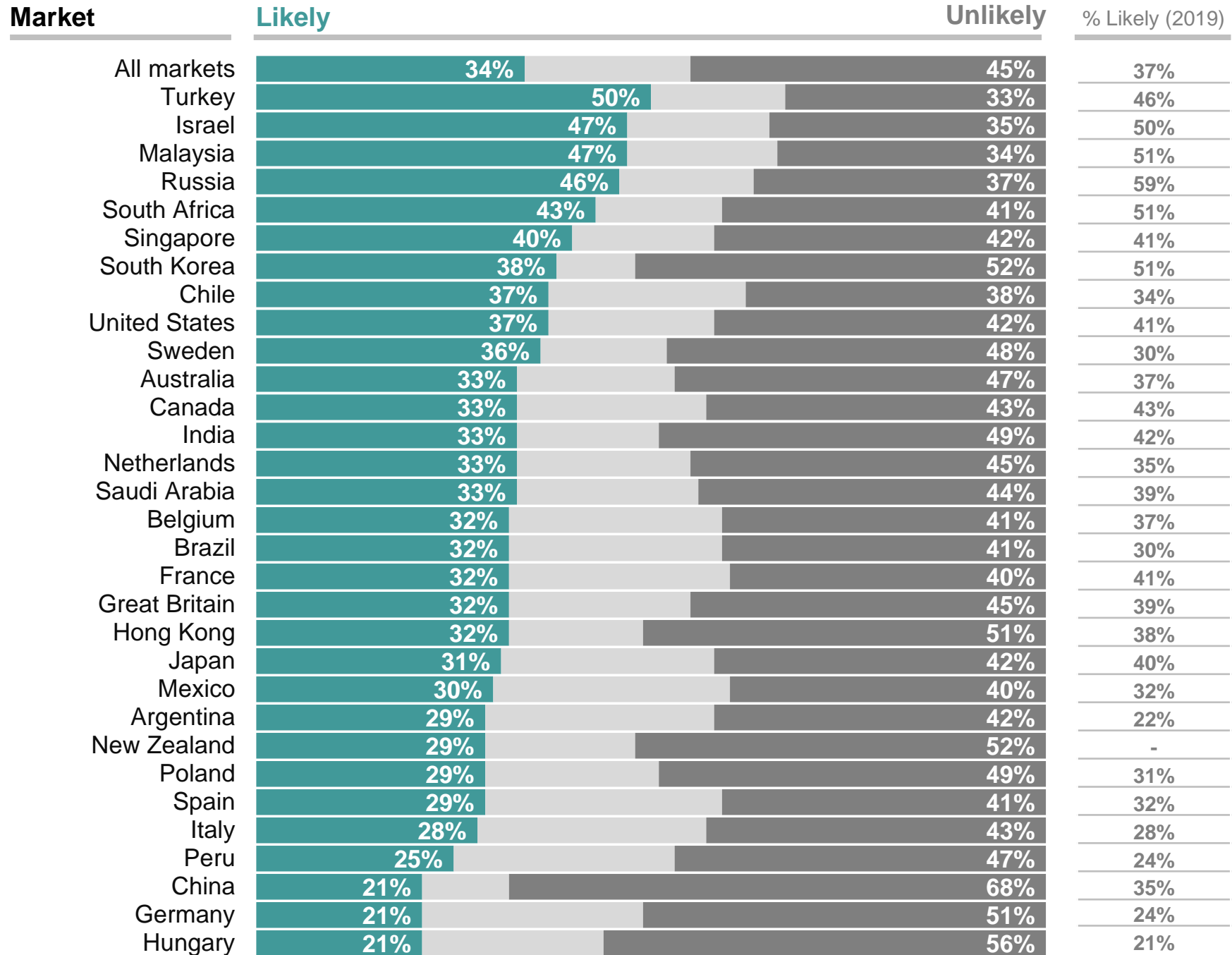


Base: c. 15,700 online interviews across 31 markets, 23 October – 6 November 2020.



For each of the following, please tell me how likely or unlikely you think they are to happen.... ?

One of my online accounts will be hacked into (e.g. email, social media, banking)

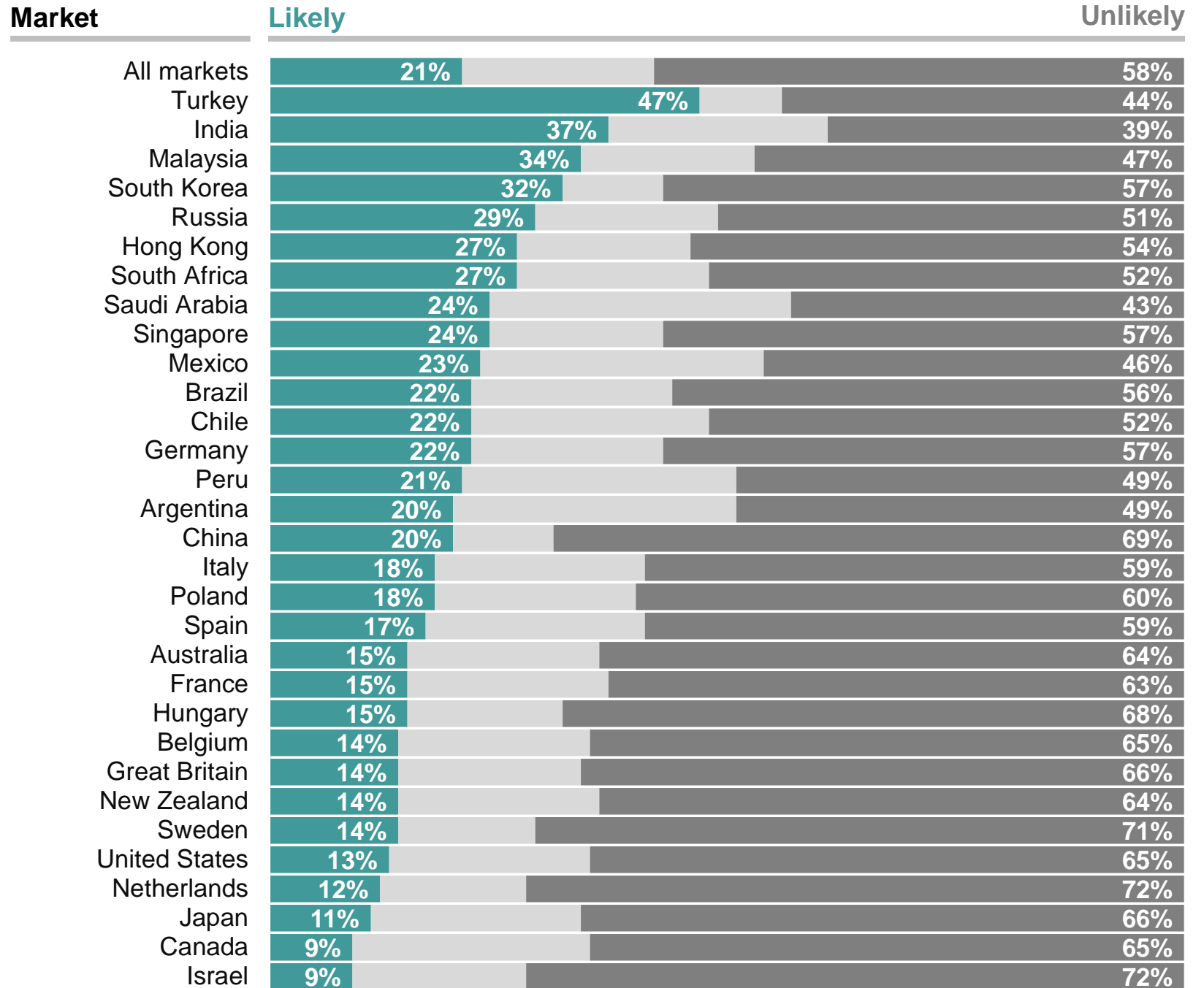


Base: c. 15,700 online interviews across 31 markets, 23 October – 6 November 2020.



For each of the following, please tell me how likely or unlikely you think they are to happen.... ?

Human cloning will be legalized in some markets



Base: c. 15,700 online interviews across 31 markets, 23 October – 6 November 2020.

Global threats

For each of the following, please tell me how likely or unlikely you think they are to happen.... ?

Base: c. 15,700 online interviews across 31 markets, 23 October – 6 November 2020.

Global averages

Likely

Unlikely

Average global temperatures will increase

75%

15%

We will discover that ghosts really exist

16%

65%

Humans will become extinct

16%

70%

An asteroid will hit the Earth

15%

61%

Aliens will visit the Earth

12%

69%

Global threats

For each of the following,
please tell me how likely or
unlikely you think they are to
happen.... ?

Base: c. 500 online interviews in the
Netherlands, 23 October – 6 November 2020.

Netherlands

Likely

Unlikely

Average global
temperatures will increase

87% 8%

We will discover
that ghosts really exist

13%

74%

Humans will become extinct

14%

77%

An asteroid will hit the Earth

10%

68%

Aliens will visit the Earth

7%

84%



For each of the following, please tell me how likely or unlikely you think they are to happen.... ?

Average global temperatures will increase

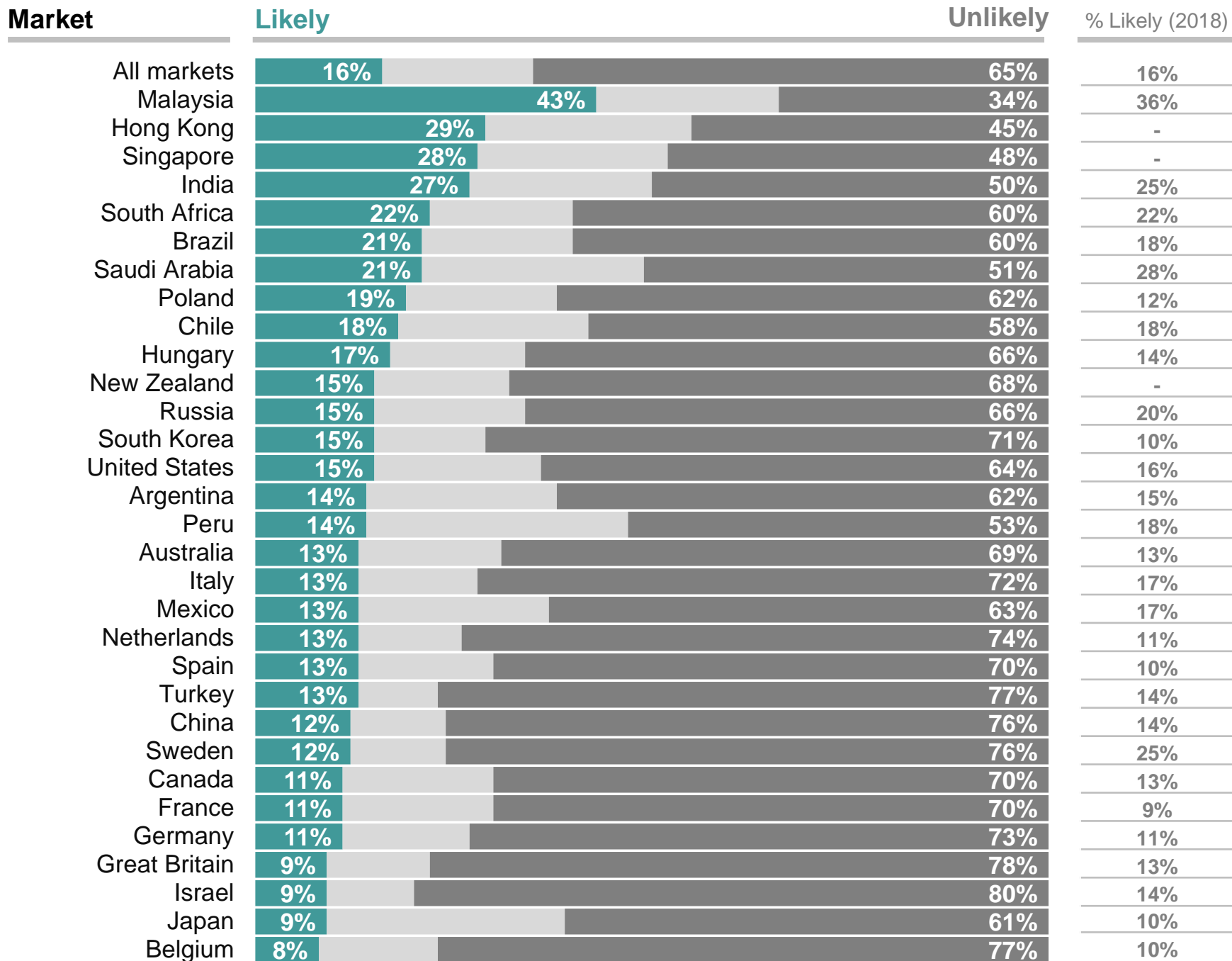
| Market | Likely | | Unlikely | | % Likely | |
|---------------|--------|-----|----------|-----|----------|------|
| | | | | | 2019 | 2018 |
| All markets | 75% | | | 15% | 77% | 78% |
| Turkey | | 89% | | 9% | 89% | 86% |
| Netherlands | | 87% | | 8% | 79% | 84% |
| Singapore | | 87% | | 8% | 86% | - |
| Chile | | 86% | | 9% | 85% | 88% |
| China | | 84% | | 11% | 79% | 81% |
| South Korea | | 84% | | 14% | 85% | 84% |
| Belgium | | 83% | | 10% | 76% | 84% |
| Hong Kong | | 83% | | 12% | 83% | - |
| Malaysia | | 80% | | 12% | 82% | 88% |
| Italy | | 79% | | 13% | 76% | 77% |
| France | | 78% | | 13% | 78% | 81% |
| Great Britain | | 77% | | 11% | 81% | 78% |
| Hungary | | 77% | | 15% | 81% | 83% |
| Poland | | 77% | | 11% | 78% | 75% |
| Japan | | 75% | | 13% | 79% | 76% |
| South Africa | | 74% | | 16% | 80% | 82% |
| Germany | | 72% | | 16% | 72% | 79% |
| Peru | | 72% | | 16% | 77% | 83% |
| Argentina | | 71% | | 15% | 75% | 75% |
| Brazil | | 71% | | 20% | 71% | 76% |
| Israel | | 71% | | 13% | 80% | 70% |
| New Zealand | | 71% | | 18% | - | - |
| Spain | | 71% | | 16% | 79% | 74% |
| Sweden | | 71% | | 20% | 76% | 80% |
| Russia | | 70% | | 20% | 67% | 73% |
| Australia | | 69% | | 20% | 70% | 72% |
| Mexico | | 68% | | 18% | 76% | 78% |
| Canada | | 66% | | 19% | 75% | 78% |
| India | | 66% | | 26% | 78% | 79% |
| United States | | 63% | | 23% | 64% | 63% |
| Saudi Arabia | | 59% | | 24% | 54% | 66% |

Base: c. 15,700 online interviews across 31 markets, 23 October – 6 November 2020.



For each of the following, please tell me how likely or unlikely you think they are to happen.... ?

We will discover that ghosts really exist

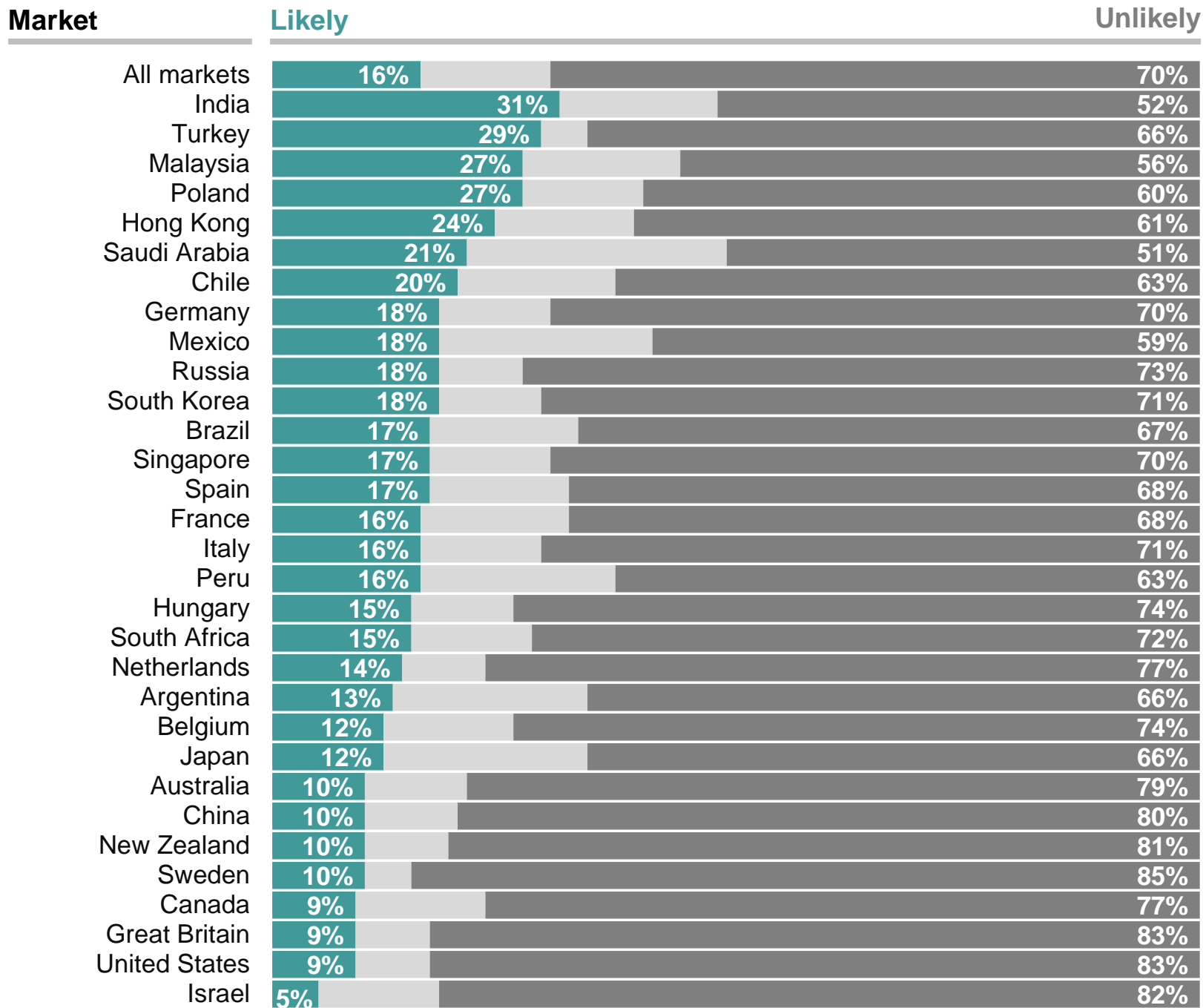


Base: c. 15,700 online interviews across 31 markets, 23 October – 6 November 2020.



For each of the following, please tell me how likely or unlikely you think they are to happen.... ?

Humans will become extinct

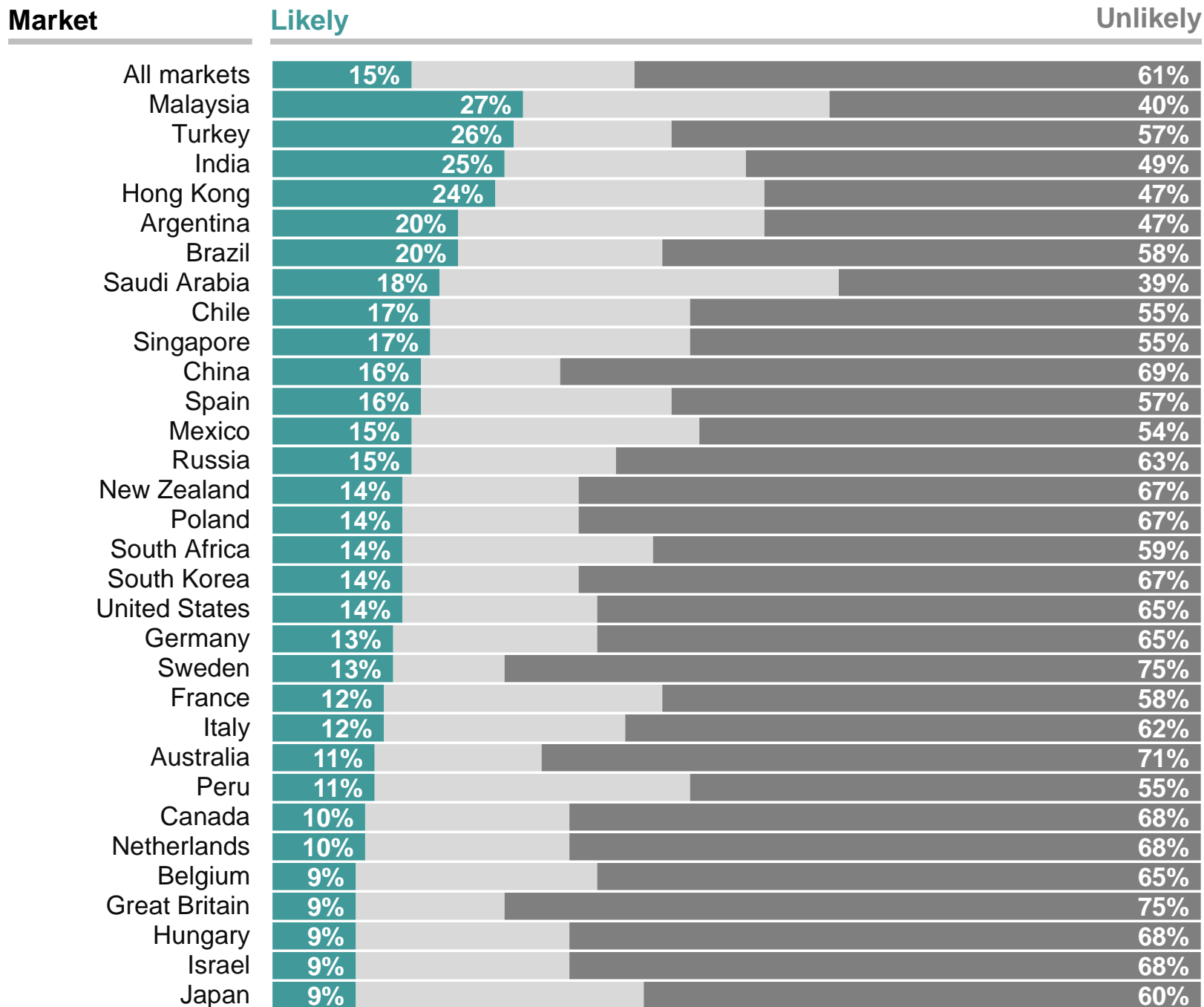


Base: c. 15,700 online interviews across 31 markets, 23 October – 6 November 2020.



For each of the following, please tell me how likely or unlikely you think they are to happen.... ?

An asteroid will hit the Earth

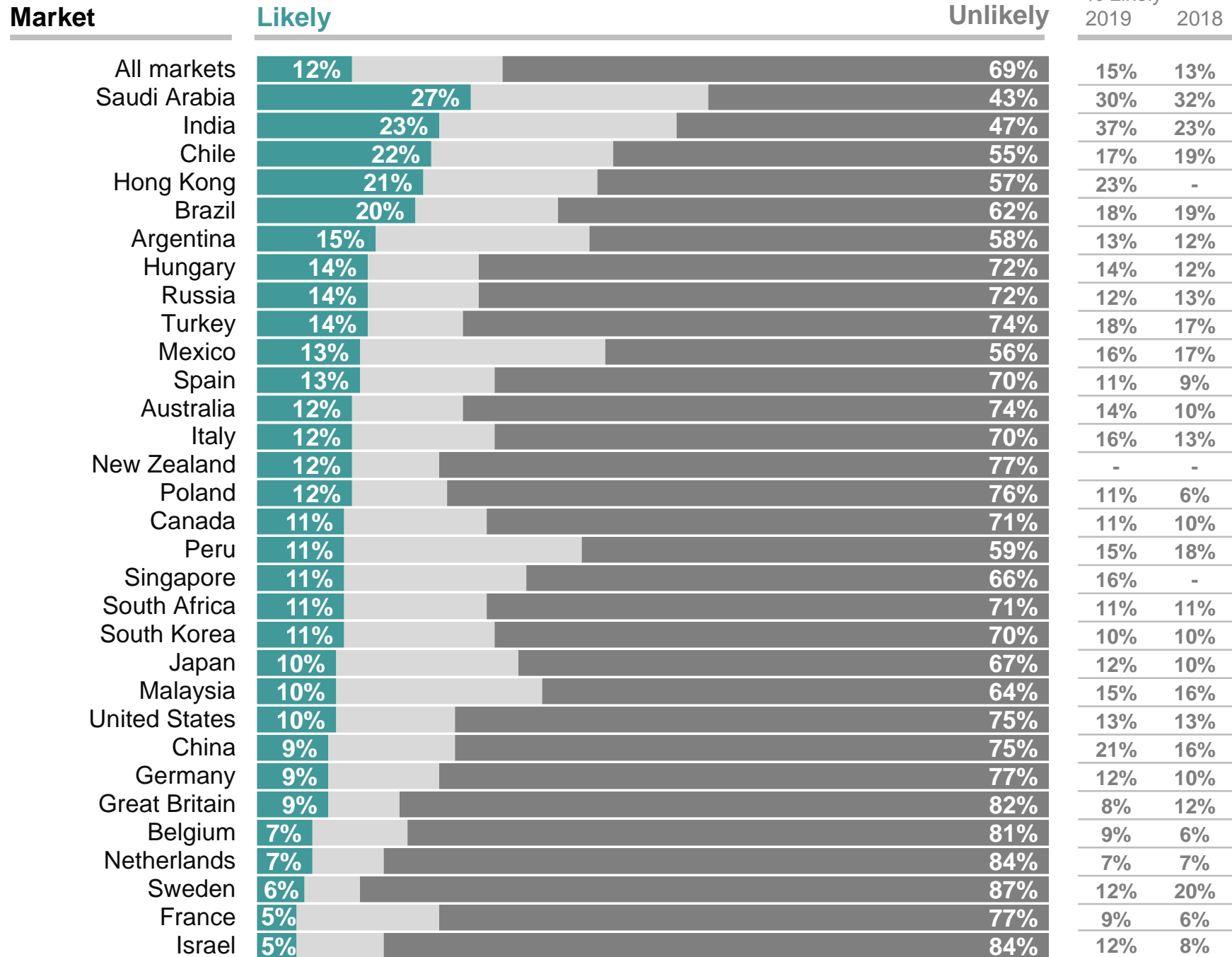


Base: c. 15,700 online interviews across 31 markets, 23 October – 6 November 2020.



For each of the following, please tell me how likely or unlikely you think they are to happen.... ?

Aliens will visit the Earth



Base: c. 15,700 online interviews across 31 markets, 23 October – 6 November 2020.

Outlook for 2021

Please indicate if you agree very much, agree somewhat, disagree somewhat or disagree very much with the following statements...?

Base: c. 15,700 online interviews across 31 markets, 23 October – 6 November 2020.

Global averages

Agree

Disagree

2020 was a bad year for [market]

90% 10%

I am optimistic that 2021 will be a better year for me than it was in 2020

77% 23%

I will make some personal resolutions to do some specific things for myself or others in 2021

75% 25%

2020 was a bad year for me and my family

70% 30%

The global economy will be stronger in 2021 than it was in 2020

54% 46%

Outlook for 2021

Please indicate if you agree very much, agree somewhat, disagree somewhat or disagree very much with the following statements...?

Base: c. 500 online interviews in the Netherlands, 23 October – 6 November 2020.

Netherlands

Agree

Disagree

2020 was a bad year for the Netherlands

93% 7%

I am optimistic that 2021 will be a better year for me than it was in 2020

82% 18%

I will make some personal resolutions to do some specific things for myself or others in 2021

49% 51%

2020 was a bad year for me and my family

55% 45%

The global economy will be stronger in 2021 than it was in 2020

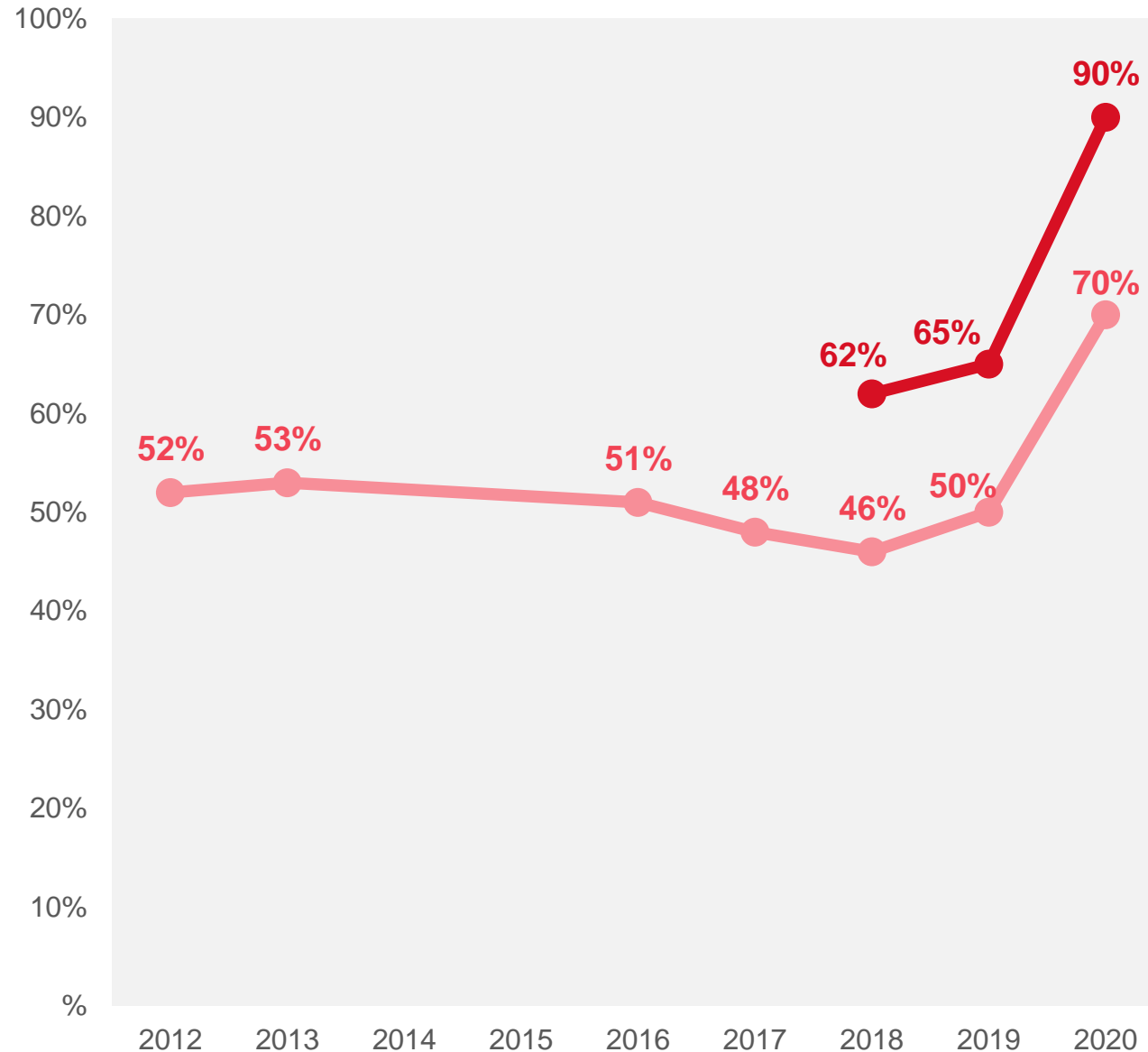
45% 55%

Reflecting on 2020

Please indicate if you agree very much, agree somewhat, disagree somewhat or disagree very much with the following statements...?

Base: c. 15,700 online interviews across 31 markets, 23 October – 6 November 2020.

Global averages - % Agree



2020 was a bad year for [market]

2020 was a bad year for me and my family



Please indicate if you agree very much, agree somewhat, disagree somewhat or disagree very much with the following statements...?

2020 was a bad year for [market]

| Market | Agree | | Disagree | | % Agree | |
|---------------|-------|-----|----------|-----|---------|------|
| | | | | | 2019 | 2018 |
| All markets | 90% | 10% | 65% | 62% | | |
| Argentina | 95% | 5% | 86% | 86% | | |
| France | 95% | 5% | 71% | 78% | | |
| South Africa | 95% | 5% | 81% | 83% | | |
| Great Britain | 94% | 6% | 80% | 72% | | |
| Turkey | 94% | 6% | 73% | 78% | | |
| United States | 94% | 6% | 49% | 53% | | |
| Belgium | 93% | 7% | 66% | 69% | | |
| Canada | 93% | 7% | 54% | 57% | | |
| Italy | 93% | 7% | 81% | 75% | | |
| Netherlands | 93% | 7% | 37% | 33% | | |
| Spain | 93% | 7% | 79% | 79% | | |
| Australia | 92% | 8% | 61% | 50% | | |
| Peru | 92% | 8% | 71% | 58% | | |
| South Korea | 92% | 8% | 85% | 80% | | |
| Chile | 91% | 9% | 87% | 58% | | |
| Hungary | 91% | 9% | 65% | 62% | | |
| Poland | 91% | 9% | 58% | 58% | | |
| Singapore | 91% | 9% | 49% | - | | |
| Israel | 89% | 11% | 60% | 44% | | |
| Brazil | 88% | 12% | 74% | 85% | | |
| India | 88% | 12% | 61% | 45% | | |
| Malaysia | 88% | 12% | 57% | 49% | | |
| Mexico | 88% | 12% | 68% | 74% | | |
| Russia | 87% | 13% | 61% | 68% | | |
| Sweden | 87% | 13% | 62% | 60% | | |
| Hong Kong | 86% | 14% | 85% | - | | |
| Japan | 86% | 14% | 52% | 52% | | |
| New Zealand | 86% | 14% | - | - | | |
| Germany | 83% | 17% | 46% | 45% | | |
| China | 79% | 21% | 42% | 30% | | |
| Saudi Arabia | 74% | 26% | 46% | 59% | | |

Base: c. 15,700 online interviews across 31 markets, 23 October – 6 November 2020.



Please indicate if you agree very much, agree somewhat, disagree somewhat or disagree very much with the following statements...?

2020 was a bad year for me and my family

| Market | Agree | Disagree | % Agree | | | | | |
|---------------|-------|----------|---------|-----|-----|-----|-----|-----|
| | | | '19 | '18 | '17 | '16 | '13 | '12 |
| All markets | 70% | 30% | 50% | 46% | 48% | 51% | 53% | 52% |
| Turkey | 89% | 11% | 61% | 65% | 66% | 61% | 57% | 56% |
| India | 81% | 19% | 58% | 43% | 57% | 55% | 57% | 47% |
| Italy | 80% | 20% | 51% | 53% | 58% | 57% | 60% | 55% |
| South Africa | 80% | 20% | 68% | 64% | 62% | 63% | 57% | 55% |
| Peru | 79% | 21% | 57% | 46% | 56% | 45% | - | - |
| South Korea | 79% | 21% | 65% | 58% | 34% | 54% | 66% | 65% |
| Argentina | 78% | 22% | 69% | 68% | 56% | 59% | 70% | 61% |
| Mexico | 78% | 22% | 54% | 46% | 52% | 48% | 67% | 71% |
| Spain | 77% | 23% | 50% | 51% | 49% | 54% | 73% | 72% |
| Malaysia | 76% | 24% | 47% | 37% | 47% | - | - | - |
| Hungary | 74% | 26% | 46% | 46% | 52% | 49% | 69% | 74% |
| Brazil | 72% | 28% | 62% | 59% | 64% | 67% | 50% | 52% |
| France | 72% | 28% | 48% | 48% | 47% | 49% | 55% | 49% |
| Singapore | 72% | 28% | 46% | - | - | - | - | - |
| Belgium | 71% | 29% | 56% | 52% | 53% | 49% | 49% | 47% |
| Chile | 70% | 30% | 64% | 53% | 54% | 61% | - | - |
| China | 70% | 30% | 45% | 33% | 29% | 35% | 43% | 35% |
| Great Britain | 70% | 30% | 42% | 41% | 45% | 43% | 43% | 46% |
| Hong Kong | 70% | 30% | 64% | - | - | - | - | - |
| Russia | 70% | 30% | 47% | 48% | 45% | 48% | 42% | 46% |
| Australia | 68% | 32% | 46% | 42% | 46% | 48% | 53% | 45% |
| Canada | 67% | 33% | 42% | 47% | 44% | 56% | 44% | 43% |
| Saudi Arabia | 67% | 33% | 54% | 55% | 50% | - | - | - |
| Poland | 65% | 35% | 36% | 38% | 45% | 44% | 54% | 60% |
| United States | 65% | 35% | 39% | 38% | 45% | 51% | 50% | 47% |
| New Zealand | 61% | 39% | - | - | - | - | - | - |
| Germany | 60% | 40% | 41% | 37% | 42% | 47% | 47% | 47% |
| Japan | 57% | 43% | 38% | 38% | 36% | 38% | 43% | 41% |
| Israel | 56% | 44% | 31% | 29% | - | - | - | - |
| Netherlands | 55% | 45% | 38% | 34% | - | - | - | - |
| Sweden | 54% | 46% | 43% | 40% | 35% | 38% | 37% | 51% |

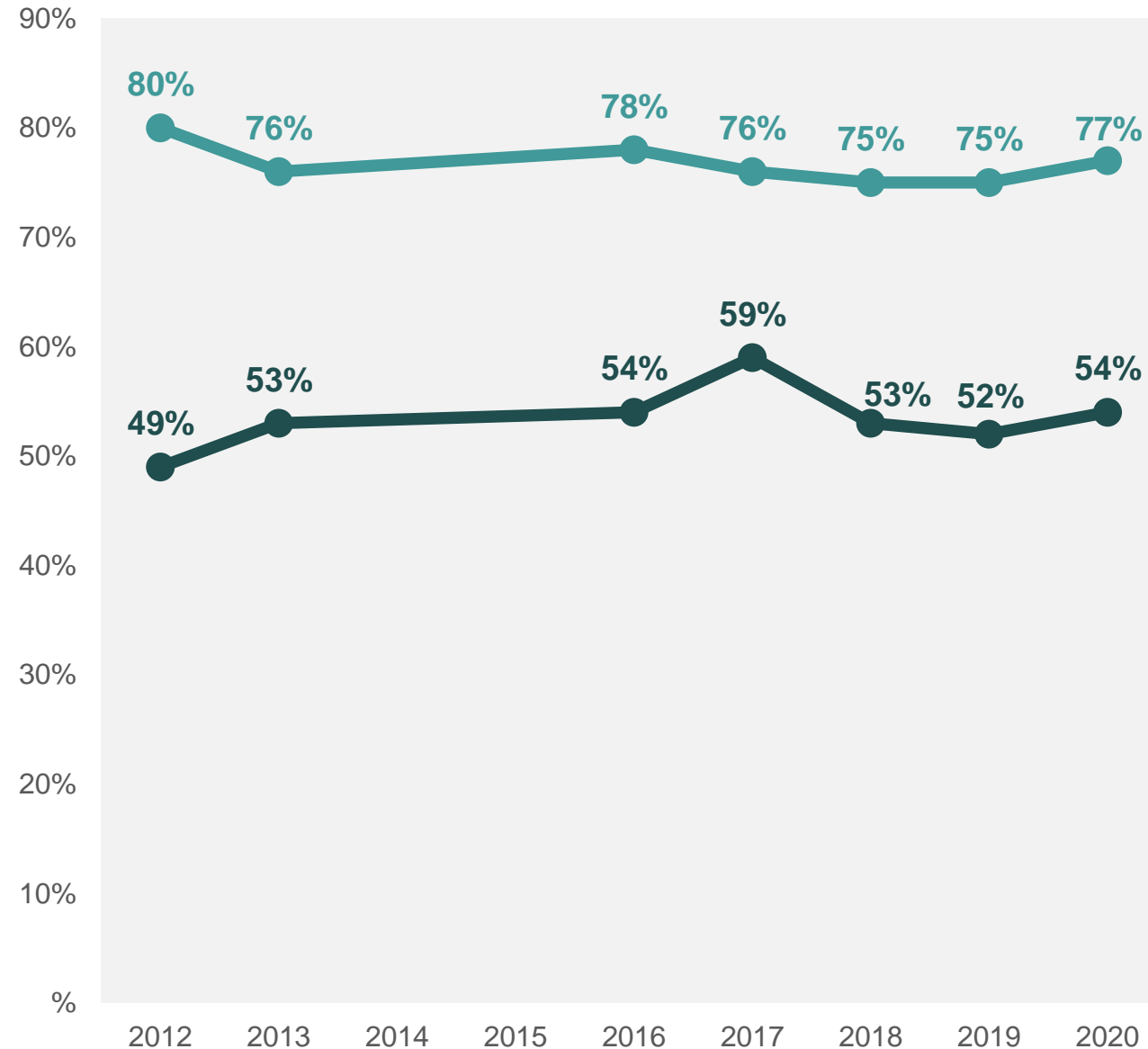
Base: c. 15,700 online interviews across 31 markets, 23 October – 6 November 2020.

Outlook for 2021

Please indicate if you agree very much, agree somewhat, disagree somewhat or disagree very much with the following statements...?

Base: c. 15,700 online interviews across 31 markets, 23 October – 6 November 2020.

Global averages - % Agree



I am optimistic that 2021 will be a better year for me than it was in 2020

The global economy will be stronger in 2021 than it was in 2020



Please indicate if you agree very much, agree somewhat, disagree somewhat or disagree very much with the following statements...?

The global economy will be stronger in 2021 than it was in 2020

| Market | Agree | Disagree | % Agree | | | | | |
|---------------|-------|----------|---------|-----|-----|-----|-----|-----|
| | | | '19 | '18 | '17 | '16 | '13 | '12 |
| All markets | 54% | 46% | 52% | 53% | 59% | 54% | 53% | 49% |
| China | 86% | 14% | 84% | 76% | 86% | 82% | 74% | 68% |
| India | 76% | 24% | 83% | 85% | 83% | 85% | 82% | 78% |
| Saudi Arabia | 76% | 24% | 72% | 70% | 56% | - | - | - |
| Peru | 72% | 28% | 79% | 81% | 81% | 78% | - | - |
| Malaysia | 70% | 30% | 65% | 64% | 59% | - | - | - |
| United States | 69% | 31% | 58% | 58% | 62% | 61% | 51% | 52% |
| Chile | 65% | 35% | 55% | 68% | 73% | 73% | - | - |
| Singapore | 63% | 37% | 49% | - | - | - | - | - |
| Australia | 60% | 40% | 46% | 47% | 57% | 50% | 57% | 53% |
| Brazil | 60% | 40% | 64% | 76% | 67% | 68% | 65% | 78% |
| Mexico | 59% | 41% | 54% | 70% | 53% | 43% | 57% | 73% |
| Argentina | 57% | 43% | 52% | 53% | 57% | 63% | 60% | 63% |
| South Africa | 57% | 43% | 56% | 61% | 61% | 55% | 58% | 50% |
| South Korea | 54% | 46% | 38% | 39% | 53% | 48% | 44% | 41% |
| Canada | 53% | 47% | 41% | 43% | 55% | 52% | 53% | 57% |
| Hong Kong | 53% | 47% | 39% | - | - | - | - | - |
| New Zealand | 52% | 48% | - | - | - | - | - | - |
| Russia | 50% | 50% | 49% | 44% | 61% | 59% | 44% | 46% |
| Japan | 48% | 52% | 34% | 28% | 39% | 43% | 47% | 38% |
| Turkey | 48% | 52% | 52% | 47% | 57% | 61% | 51% | 43% |
| Hungary | 45% | 55% | 48% | 44% | 61% | 42% | 52% | 38% |
| Netherlands | 45% | 55% | 41% | 45% | - | - | - | - |
| Israel | 44% | 56% | 52% | 48% | - | - | - | - |
| Italy | 44% | 56% | 33% | 47% | 43% | 38% | 33% | 29% |
| Sweden | 44% | 56% | 35% | 44% | 52% | 44% | 39% | 43% |
| Great Britain | 43% | 57% | 35% | 30% | 46% | 35% | 54% | 37% |
| Germany | 40% | 60% | 37% | 48% | 60% | 44% | 45% | 30% |
| Poland | 40% | 60% | 44% | 53% | 61% | 41% | 41% | 29% |
| Spain | 40% | 60% | 35% | 43% | 59% | 56% | 53% | 32% |
| Belgium | 37% | 63% | 33% | 32% | 50% | 32% | 42% | 27% |
| France | 31% | 69% | 26% | 24% | 36% | 28% | 35% | 23% |

Base: c. 15,700 online interviews across 31 markets, 23 October – 6 November 2020.



Please indicate if you agree very much, agree somewhat, disagree somewhat or disagree very much with the following statements...?

I am optimistic that 2021 will be a better year for me than it was in 2020

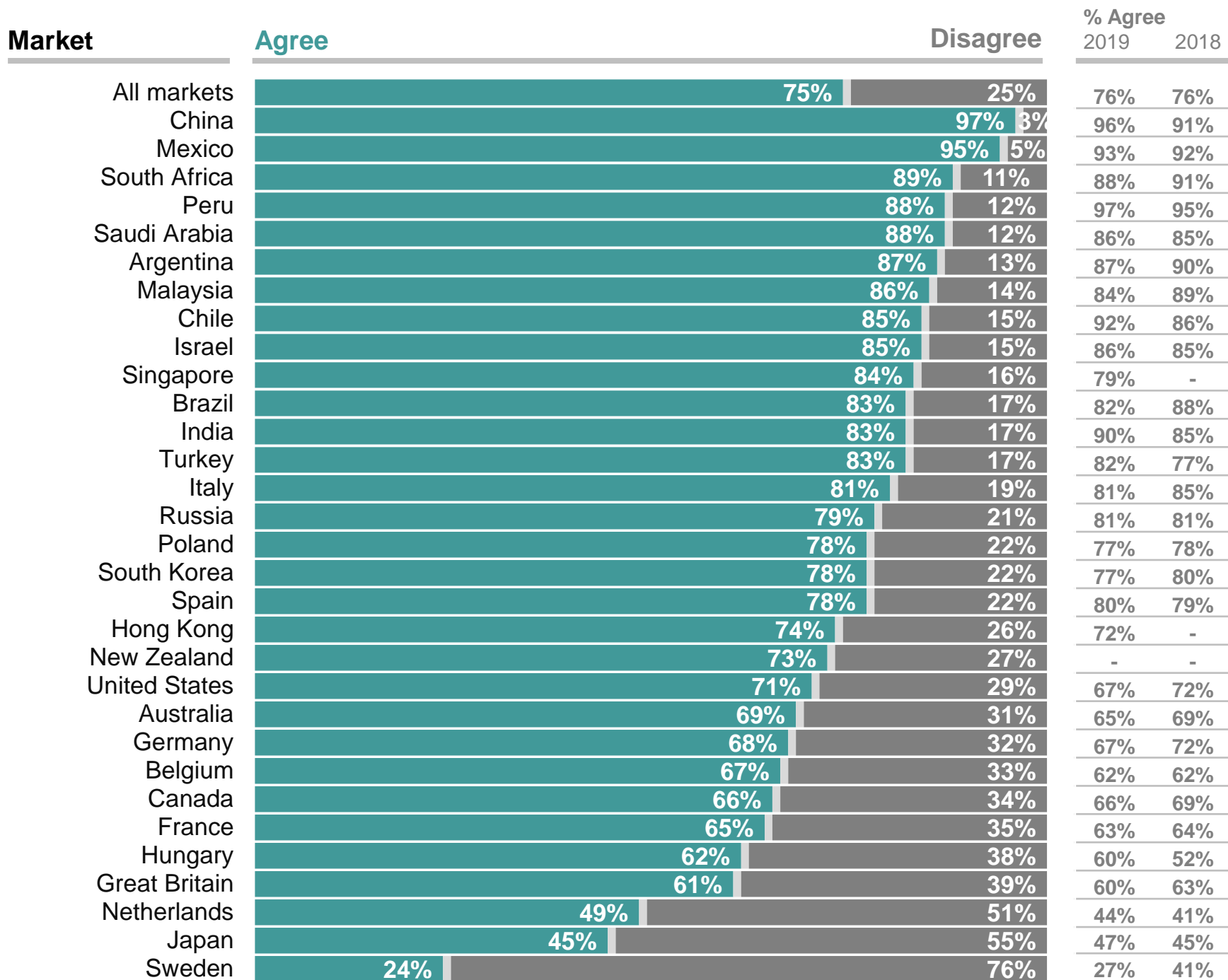
| Market | Agree | Disagree | % Agree | | | | | |
|---------------|-------|----------|---------|-----|-----|-----|-----|-----|
| | | | '19 | '18 | '17 | '16 | '13 | '12 |
| All markets | 77% | 23% | 75% | 75% | 76% | 78% | 76% | 80% |
| China | 94% | 6% | 91% | 84% | 88% | 91% | 81% | 84% |
| Peru | 92% | 8% | 92% | 94% | 93% | 96% | - | - |
| Mexico | 91% | 9% | 87% | 90% | 87% | 85% | 80% | 94% |
| Saudi Arabia | 89% | 11% | 84% | 84% | 74% | 77% | 68% | - |
| Chile | 87% | 13% | 81% | 77% | 88% | 81% | - | - |
| South Africa | 87% | 13% | 85% | 86% | 85% | 90% | 81% | 87% |
| Hungary | 84% | 16% | 84% | 79% | 84% | 83% | 83% | 80% |
| India | 84% | 16% | 92% | 91% | 87% | 91% | 88% | 91% |
| Argentina | 82% | 18% | 77% | 70% | 83% | 86% | 86% | 91% |
| Australia | 82% | 18% | 74% | 81% | 76% | 76% | 78% | 81% |
| Israel | 82% | 18% | 79% | 75% | - | - | - | - |
| Malaysia | 82% | 18% | 78% | 87% | 77% | - | - | - |
| Netherlands | 82% | 18% | 75% | 71% | - | - | - | - |
| New Zealand | 82% | 18% | - | - | - | - | - | - |
| United States | 82% | 18% | 79% | 81% | 80% | 81% | 75% | 79% |
| Brazil | 81% | 19% | 82% | 85% | 84% | 83% | 83% | 80% |
| Canada | 77% | 23% | 77% | 77% | 76% | 77% | 80% | 84% |
| Russia | 76% | 24% | 76% | 69% | 85% | 87% | 80% | 83% |
| Singapore | 76% | 24% | 68% | - | - | - | - | - |
| Sweden | 74% | 26% | 68% | 71% | 72% | 74% | 69% | 61% |
| Great Britain | 73% | 27% | 65% | 62% | 66% | 68% | 71% | 70% |
| Poland | 73% | 27% | 73% | 77% | 77% | 76% | 64% | 65% |
| Hong Kong | 68% | 32% | 54% | - | - | - | - | - |
| Spain | 67% | 33% | 69% | 76% | 74% | 77% | 68% | 72% |
| Turkey | 67% | 33% | 71% | 60% | 69% | 79% | 77% | 78% |
| Belgium | 66% | 34% | 58% | 60% | 65% | 66% | 52% | 64% |
| South Korea | 65% | 35% | 62% | 61% | 69% | 76% | 69% | 82% |
| Italy | 64% | 36% | 63% | 68% | 60% | 67% | 74% | 79% |
| Germany | 63% | 37% | 59% | 68% | 67% | 68% | 68% | 68% |
| France | 53% | 47% | 50% | 50% | 55% | 52% | 90% | 89% |
| Japan | 44% | 56% | 45% | 42% | 44% | 54% | 53% | 55% |

Base: c. 15,700 online interviews across 31 markets, 23 October – 6 November 2020.



Please indicate if you agree very much, agree somewhat, disagree somewhat or disagree very much with the following statements...?

I will make some personal resolutions to do some specific things for myself or others in 2021



Base: c. 15,700 online interviews across 31 markets, 23 October – 6 November 2020.

Technical note

These are the results of a 31-market survey conducted by Ipsos on its Global Advisor online platform. Ipsos interviewed a total of 23,007 adults aged 21-74 in Singapore, 18-74 in the United States, Canada, Hong Kong, Israel, New Zealand, Malaysia, South Africa, and Turkey, and 16-74 in 22 other markets between **October 23 and November 6, 2020**.

The sample consists of approximately 1,000 individuals in each of Australia, Belgium, Brazil, Canada, mainland China, France, Germany, Great Britain, Italy, Japan, Spain, New Zealand, and the U.S., and 500 individuals in each of Argentina, Chile, Hong Kong, Hungary, India, Israel, Malaysia, Mexico, the Netherlands, Peru, Poland, Russia, Saudi Arabia, Singapore, South Africa, South Korea, Sweden, and Turkey.

The samples in Argentina, Australia, Belgium, Canada, France, Germany, Great Britain, Hungary, Italy, Japan, the Netherlands, Poland, South Korea, Spain, Sweden, New Zealand, and the U.S. can be taken as representative of their general adult population under the age of 75.

The samples in Brazil, Chile, mainland China, Hong Kong, India, Israel, Malaysia, Mexico, Peru, Russia, Saudi Arabia, Singapore, South Africa, and Turkey are more urban, more educated, and/or more affluent than the general population. The survey results for these markets should be viewed as reflecting the views of the more “connected” segment of their population.

The data is weighted so that each Market’s sample composition best reflects the demographic profile of the adult population according to the most recent census data.

Where results do not sum to 100 or the ‘difference’ appears to be +/-1 more/less than the actual, this may be due to rounding, multiple responses, or the exclusion of “don't know” or not stated responses.

The precision of Ipsos online polls is calculated using a credibility interval with a poll of 1,000 accurate to +/- 3.5 percentage points and of 500 accurate to +/- 5.0 percentage points. For more information on Ipsos' use of credibility intervals, please visit the Ipsos website. The publication of these findings abides by local rules and regulations.

For more information

Gideon Skinner
Research Director
gideon.skinner@ipsos.com

Cameron Garrett
Senior Research Executive
cameron.garrett@ipsos.com

Ipsos MORI

