



IPSOS ISSUES MONITOR NOVEMBER 2020

The top issues facing Australia – concerns during COVID-19

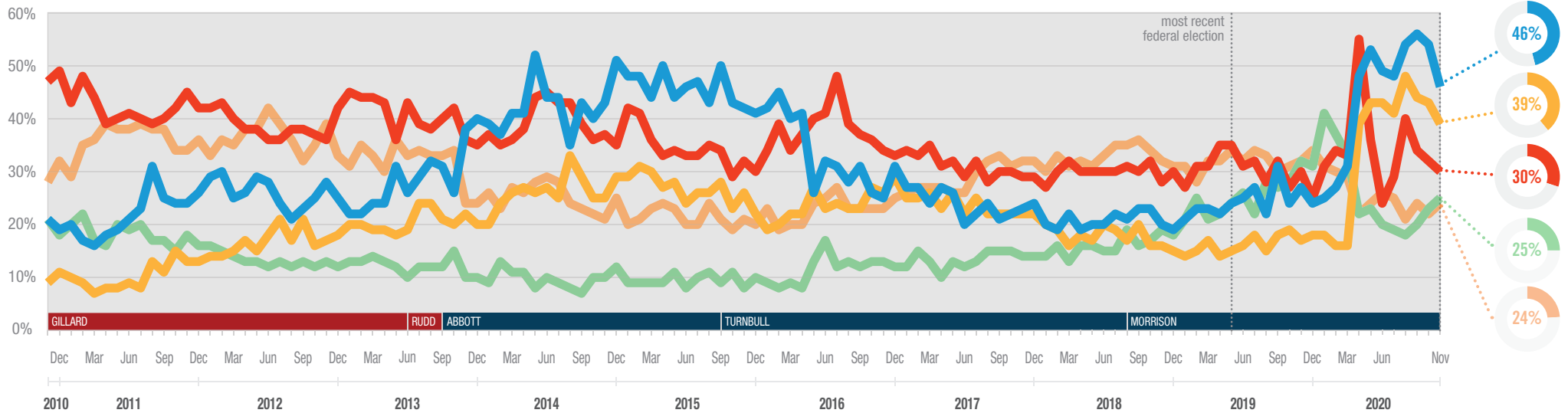
Mark Davis
Managing Director, Public Affairs, Australia and New Zealand

✉ Mark.Davis@ipsos.com

☎ (03) 9946 0888

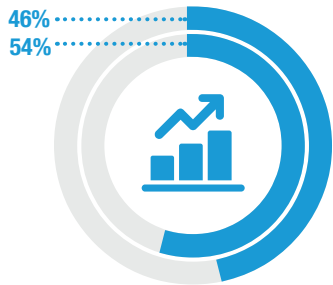


The Ipsos Issues Monitor is Australia's longest running ongoing survey of community concerns. We've checked-in with 1000 Australians' worries each and every month for more than a decade. So, what are we most concerned about amid the COVID-19 crisis, how much have our worries changed and which political party do we believe is most capable to navigate these waters?



The Economy

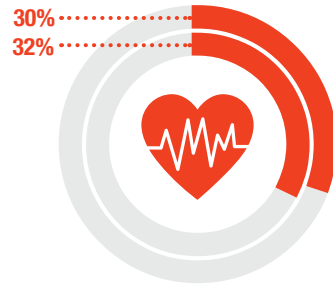
NOV 20
OCT 20



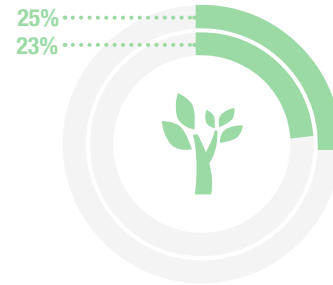
Unemployment



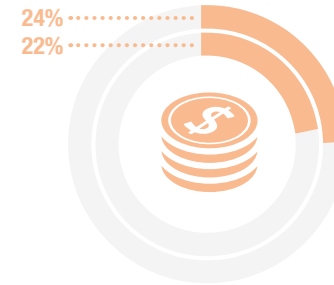
Healthcare



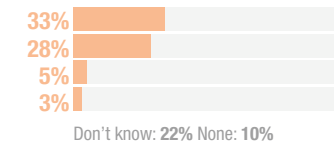
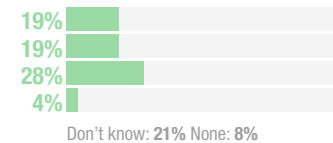
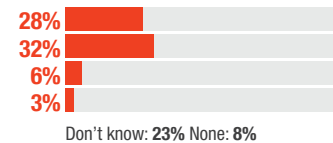
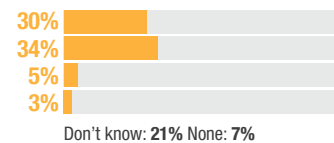
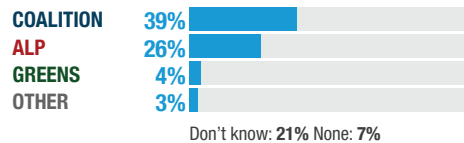
Environment



Cost of Living



Party most capable to manage the top issues facing Australia





IPSOS ISSUES MONITOR NOVEMBER 2020

The top issues facing Australia – concerns during COVID-19

Mark Davis
 Managing Director, Public Affairs, Australia and New Zealand
 ✉ Mark.Davis@ipsos.com
 ☎ (03) 9946 0888



	2010	2011	2012	2013	2014	2015	2016	2017	2018	2019	JAN 2020	FEB 2020	MAR 2020	APR 2020	MAY 2020	JUN 2020	JUL 2020	AUG 2020	SEP 2020	OCT 2020	NOV 2020
The Economy	20%	22%	26%	29%	42%	45%	33%	24%	21%	24%	25%	27%	31%	48%	53%	49%	48%	54%	56%	54%	46%
Unemployment	10%	10%	17%	21%	26%	26%	24%	23%	18%	16%	18%	16%	16%	39%	43%	43%	41%	48%	44%	43%	39%
Healthcare	48%	42%	39%	41%	39%	34%	38%	31%	30%	30%	31%	34%	33%	55%	36%	24%	29%	40%	34%	32%	30%
Environment	20%	18%	13%	12%	10%	10%	12%	13%	16%	26%	41%	37%	33%	22%	23%	20%	19%	18%	20%	23%	25%
Cost of Living	30%	36%	36%	32%	25%	21%	23%	29%	33%	32%	31%	30%	29%	22%	24%	26%	25%	21%	24%	22%	24%
Crime	26%	28%	28%	30%	24%	22%	25%	27%	27%	24%	21%	21%	25%	13%	15%	18%	22%	16%	19%	17%	20%
Housing	24%	21%	19%	18%	15%	18%	20%	27%	24%	20%	18%	20%	18%	13%	15%	17%	16%	14%	16%	16%	16%
Poverty	10%	10%	10%	11%	13%	12%	13%	14%	15%	16%	13%	15%	16%	13%	14%	17%	16%	14%	14%	17%	15%
Education	15%	12%	16%	19%	20%	17%	18%	14%	13%	13%	10%	14%	13%	12%	14%	10%	10%	9%	10%	12%	12%
Drug Abuse	13%	12%	12%	12%	13%	16%	17%	16%	15%	14%	15%	14%	12%	9%	9%	12%	12%	9%	9%	9%	11%
Personal Debt	15%	13%	12%	9%	6%	5%	7%	10%	10%	10%	8%	8%	9%	12%	12%	10%	9%	9%	9%	9%	10%
Immigration	19%	23%	22%	23%	20%	20%	20%	19%	21%	19%	15%	14%	17%	11%	10%	10%	12%	10%	9%	8%	10%
Taxation	6%	7%	8%	6%	8%	10%	10%	8%	8%	7%	5%	7%	7%	6%	6%	6%	6%	4%	7%	7%	7%
Population	10%	8%	7%	7%	6%	6%	6%	8%	13%	12%	14%	12%	12%	7%	7%	7%	6%	7%	5%	7%	7%
Defence	5%	4%	3%	3%	8%	16%	12%	14%	8%	7%	7%	6%	7%	4%	4%	4%	9%	5%	5%	5%	6%
Indigenous Issues	4%	3%	3%	2%	2%	2%	3%	3%	3%	4%	3%	5%	4%	3%	3%	7%	6%	6%	5%	4%	6%
Racism	6%	6%	5%	6%	7%	8%	8%	7%	5%	5%	3%	5%	4%	4%	4%	9%	9%	6%	6%	6%	5%
Petrol Prices	9%	15%	14%	11%	8%	4%	4%	6%	11%	9%	12%	8%	8%	4%	4%	5%	3%	3%	4%	3%	5%
Transport	10%	10%	10%	9%	7%	7%	8%	8%	10%	9%	7%	9%	7%	4%	4%	5%	5%	5%	4%	6%	5%