

# IPSOS MORI SCOTTISH POLITICAL MONITOR NOVEMBER 2020

Ipsos MORI



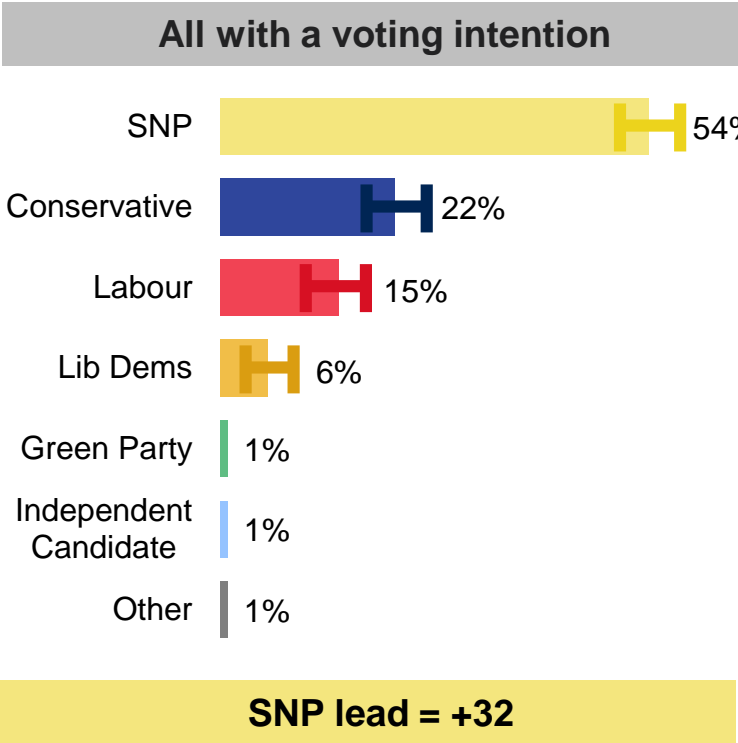
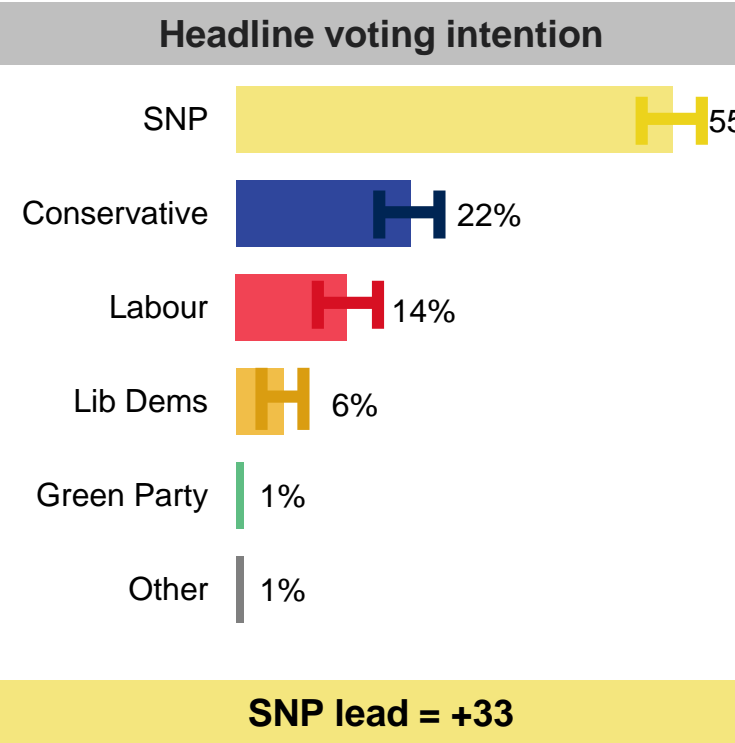




# VOTING INTENTION

# Holyrood voting intention: constituency vote

How do you intend to use your first (constituency) vote in the 2021 Scottish Parliament election?

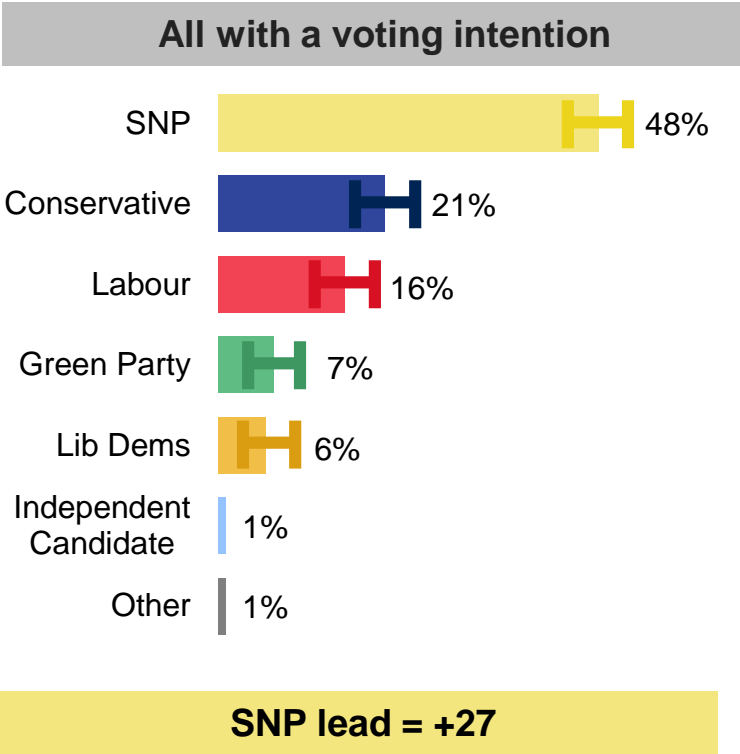
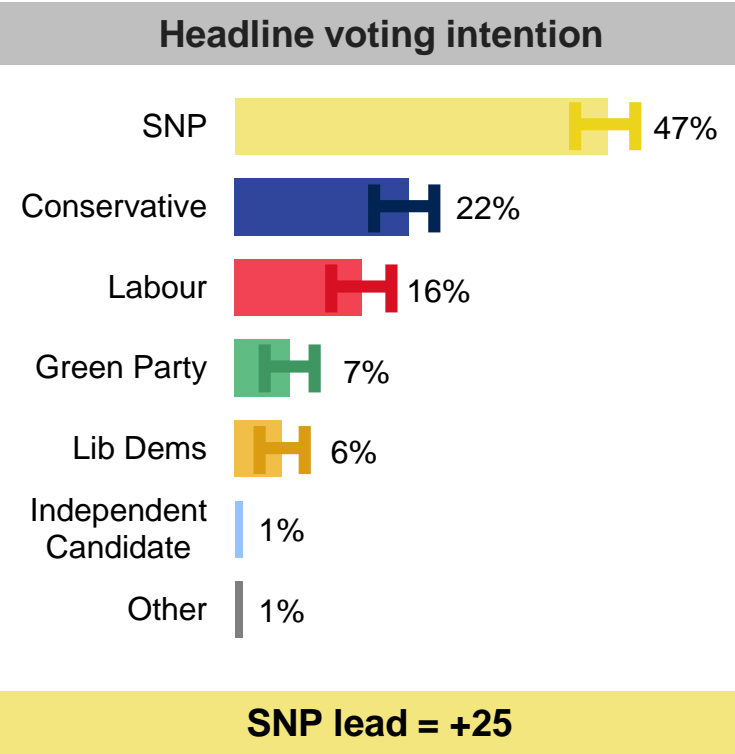


**Base:** 1,006 Scottish adults 16+, 20-26 November 2020; Headline voting intention: all expressing a voting intention and 9 or 10/10 likely to vote (833); All with a voting intention: all expressing a voting intention (921). Margin of error is displayed at +/- 4%. All polls are subject to a wide range of potential sources of error. On the basis of the historical record of the polls at recent general elections, there is a 9 in 10 chance that the true value of a party's support lies within 4 points of the estimates provided by this poll, and a 2 in 3 chance that they lie within 2 points. This is especially important to keep in mind when calculating party lead figures.

**Source:** Ipsos MORI Scottish Political Monitor

# Holyrood voting intention: list vote

How do you intend to use your second (list) vote in the 2021 Scottish Parliament election?

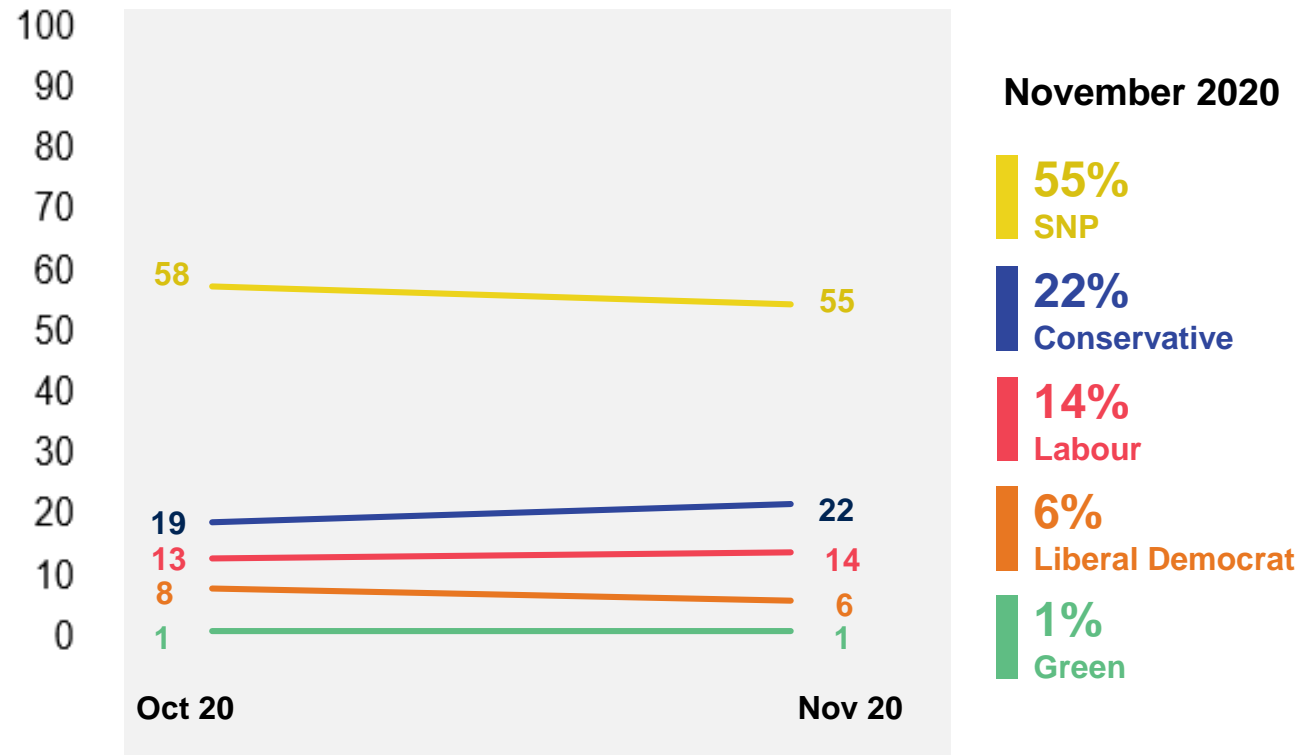


**Base:** 1,006 Scottish adults 16+, 20-26 November 2020; Headline voting intention: all expressing a voting intention and 9 or 10/10 likely to vote (833); All with voting intention: all expressing a voting intention (933). Margin of error is displayed at +/- 4%. All polls are subject to a wide range of potential sources of error. On the basis of the historical record of the polls at recent general elections, there is a 9 in 10 chance that the true value of a party's support lies within 4 points of the estimates provided by this poll, and a 2 in 3 chance that they lie within 2 points. This is especially important to keep in mind when calculating party lead figures.

**Source:** Ipsos MORI Scottish Political Monitor

# Headline voting intention: Constituency voting trend

How do you intend to use your first (constituency) vote in the 2021 Scottish Parliament election?



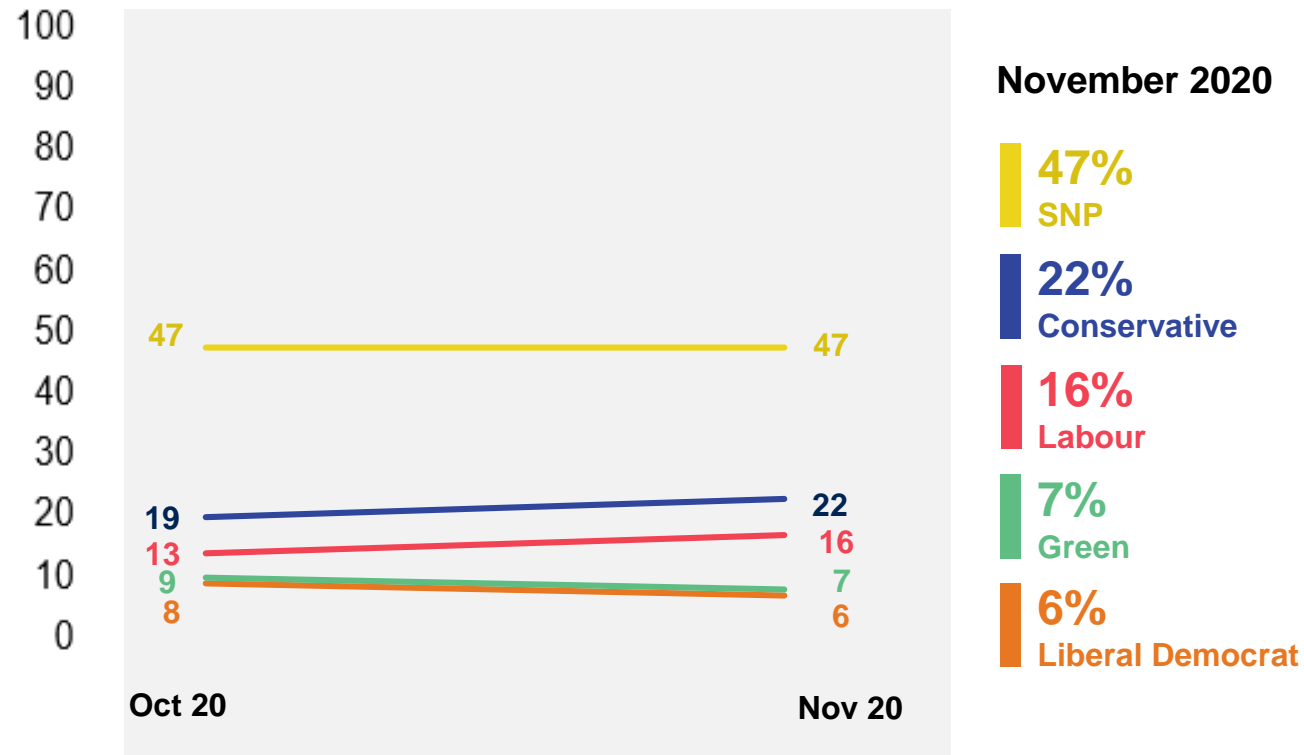
Base: c. 800-900 Scottish adults aged 16+ per wave, expressing a voting intention and likely to vote. Fieldwork dates: 2<sup>nd</sup>-9<sup>th</sup> October and 20<sup>th</sup>-26<sup>th</sup> November 2020

Source: Ipsos MORI Political Monitor



# Headline voting intention: List voting trend

How do you intend to use your second (list) vote in the 2021 Scottish Parliament election?



Base: c. 800-900 Scottish adults aged 16+ per wave, expressing a voting intention and likely to vote. Fieldwork dates: 2<sup>nd</sup>-9<sup>th</sup> October and 20<sup>th</sup>-26<sup>th</sup> November 2020

Source: Ipsos MORI Political Monitor



A photograph of the Scottish Parliament building facade. Two large flags are flying on tall poles: the Union Jack on the left and the Saltire on the right. The building features classical architecture with large columns and ornate carvings. The text "VIEWS ON INDEPENDENCE" is overlaid in white, bold, sans-serif capital letters across the center of the image.

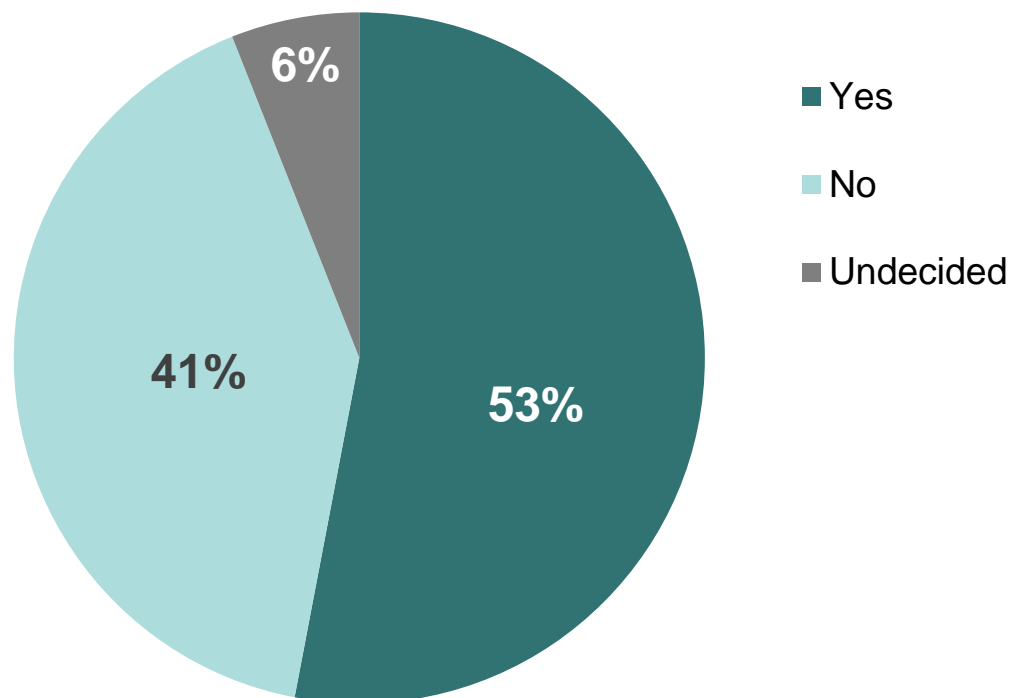
# VIEWS ON INDEPENDENCE



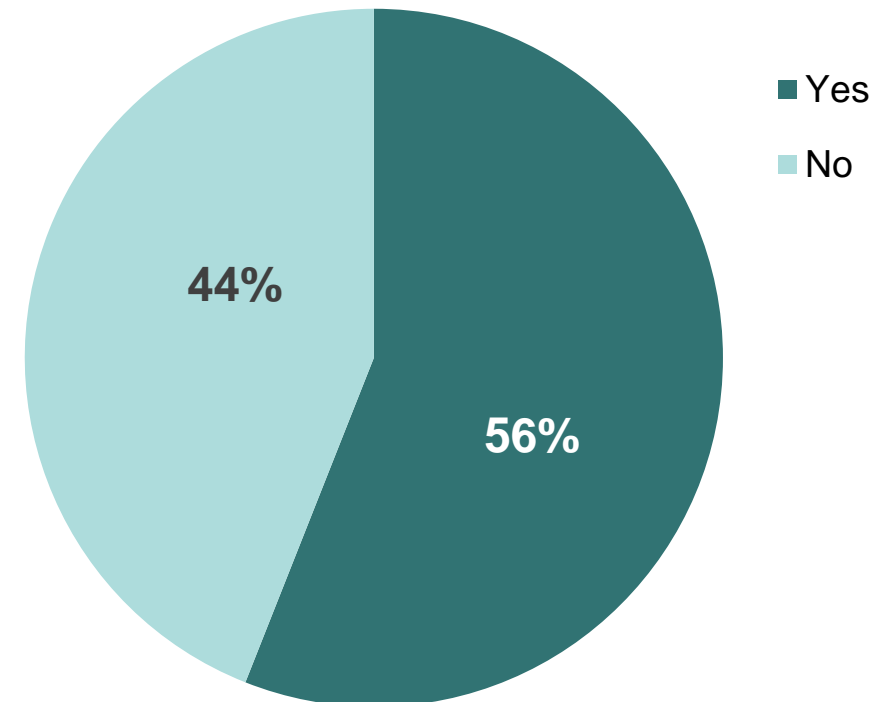
# Support for independence

If a referendum were held tomorrow about Scotland's constitutional future, how would you vote in response to the following question:  
Should Scotland be an independent country?

All likely to vote



All likely to vote and expressing a voting intention



Base: All Scottish adults aged 16+ who are 9/10 or 10/10 likely to vote in a Scottish independence referendum (913); All Scottish adults 16+ who are 9/10 or 10/10 likely to vote in a Scottish independence referendum and expressing a voting intention (857), 20-26 November 2020

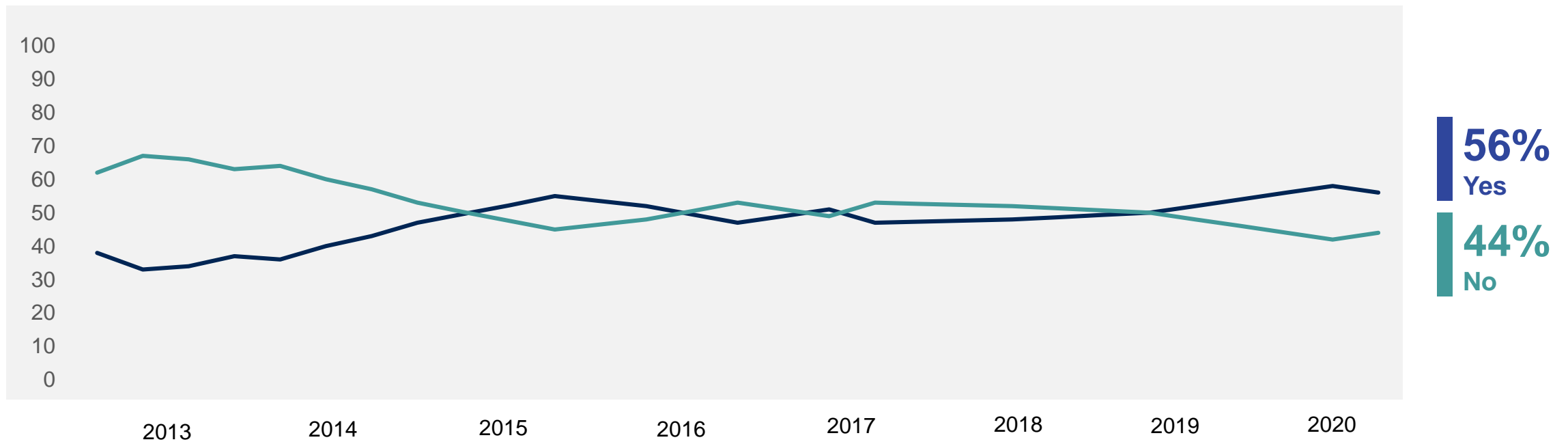
Source: Ipsos MORI Scottish Political Monitor



# Support for independence: change over time

If a referendum were held tomorrow about Scotland's constitutional future, how would you vote in response to the following question: Should Scotland be an independent country?

February 2013 – November 2020

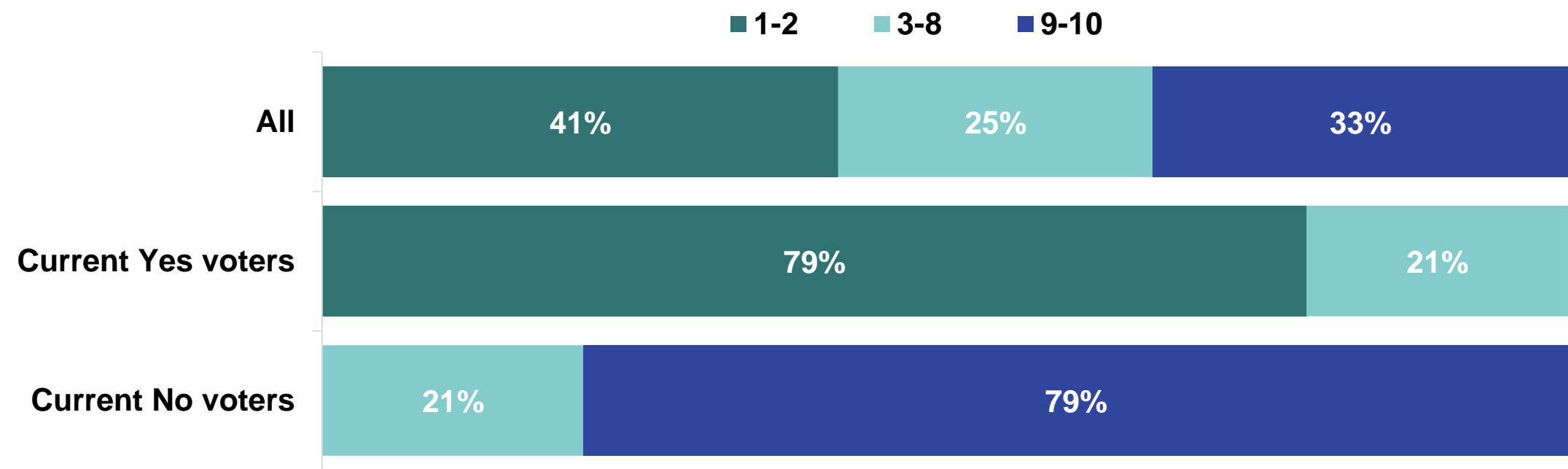


Base: c.1,000 Scottish adults aged 16+ per wave. Based on all likely to vote, excluding undecideds/don't knows

Source: Ipsos MORI Scottish Political Monitor

# Strength of opinion on independence and staying part of the UK

On a scale of 1 to 10 where 1 means ‘I completely support Scotland becoming independent’ and 10 means ‘I completely support Scotland staying part of the UK’ what number would you consider yourself to be?



Base: All Scottish adults aged 16+ (1006), 20-26 November 2020

Source: Ipsos MORI Scottish Political Monitor

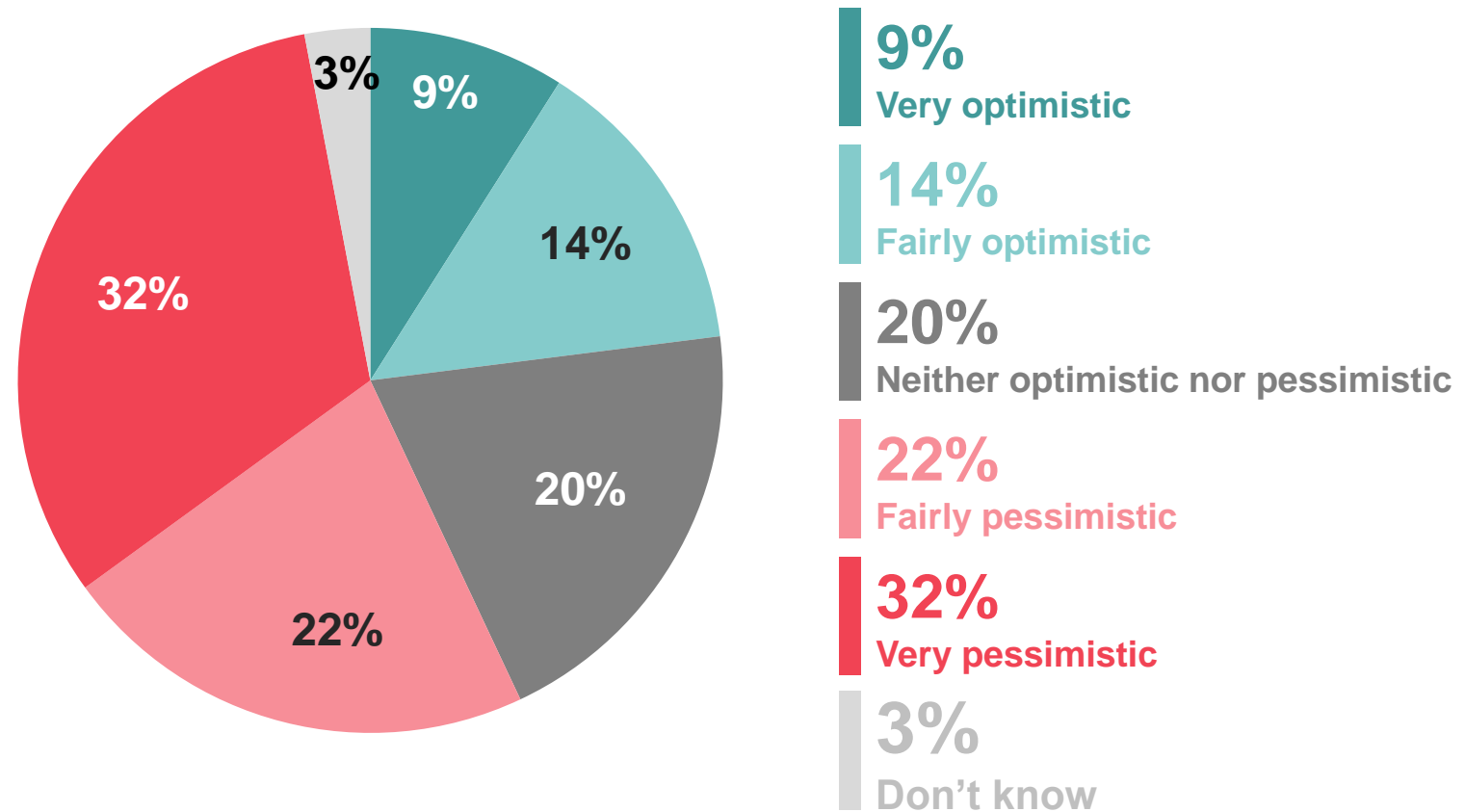


The background of the image is the European Union flag, featuring a blue field with twelve yellow five-pointed stars arranged in a circle. The flag is shown with a slight wave, creating a sense of movement. The text "VIEWS ON BREXIT" is overlaid in the center-left area.

# **VIEWS ON BREXIT**

# Attitude towards Brexit

Some people are worried about Brexit, while others see it as a new opportunity. How do you feel about the impact of Brexit? Would you say you feel ...



Base: All Scottish adults aged 16+ (1006), 20-26 November 2020

Source: Ipsos MORI Scottish Political Monitor





# PARTY TRUST

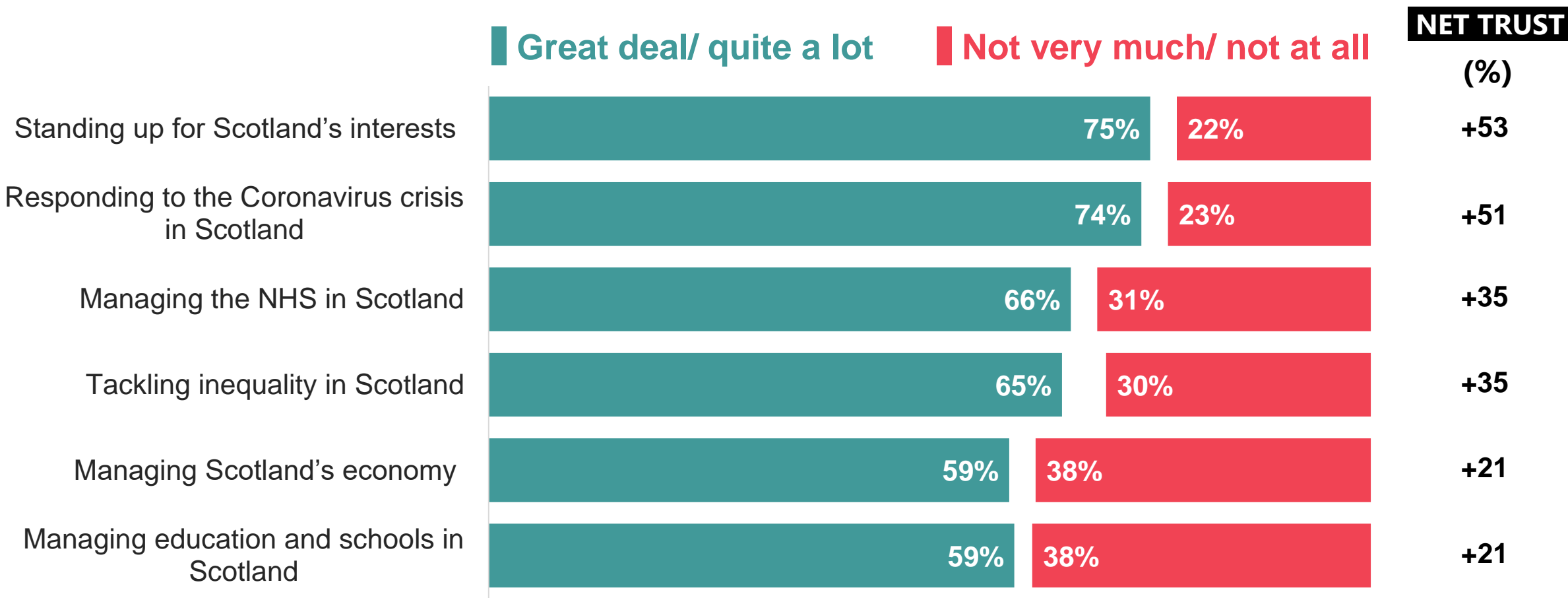
## ACROSS POLICY AREAS

Ipsos MORI



# Trust in the SNP

How much, if at all, would you say you trust the Scottish National Party to deal effectively with ...



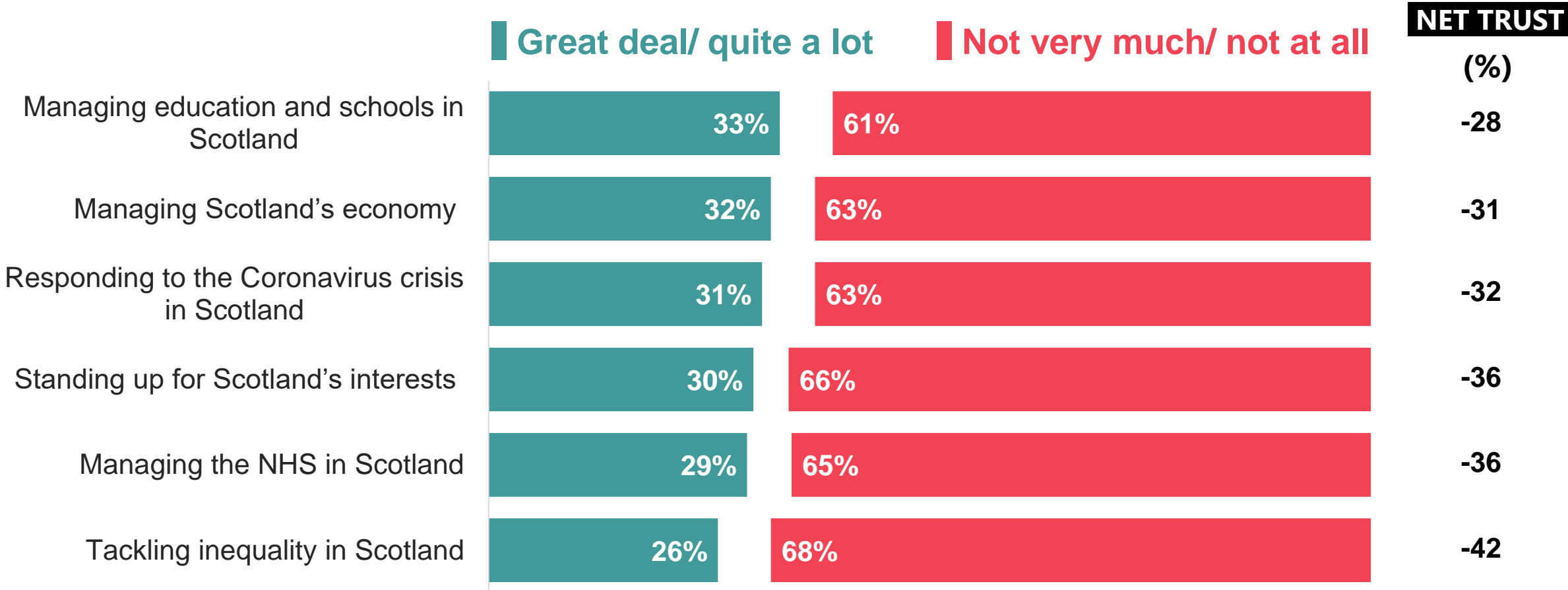
Base: 1006 Scottish adults aged 16+, 20-26 November 2020

Source: Ipsos MORI Scottish Political Monitor



# Trust in the Scottish Conservative Party

How much, if at all, would you say you trust the Scottish Conservative Party to deal effectively with ...

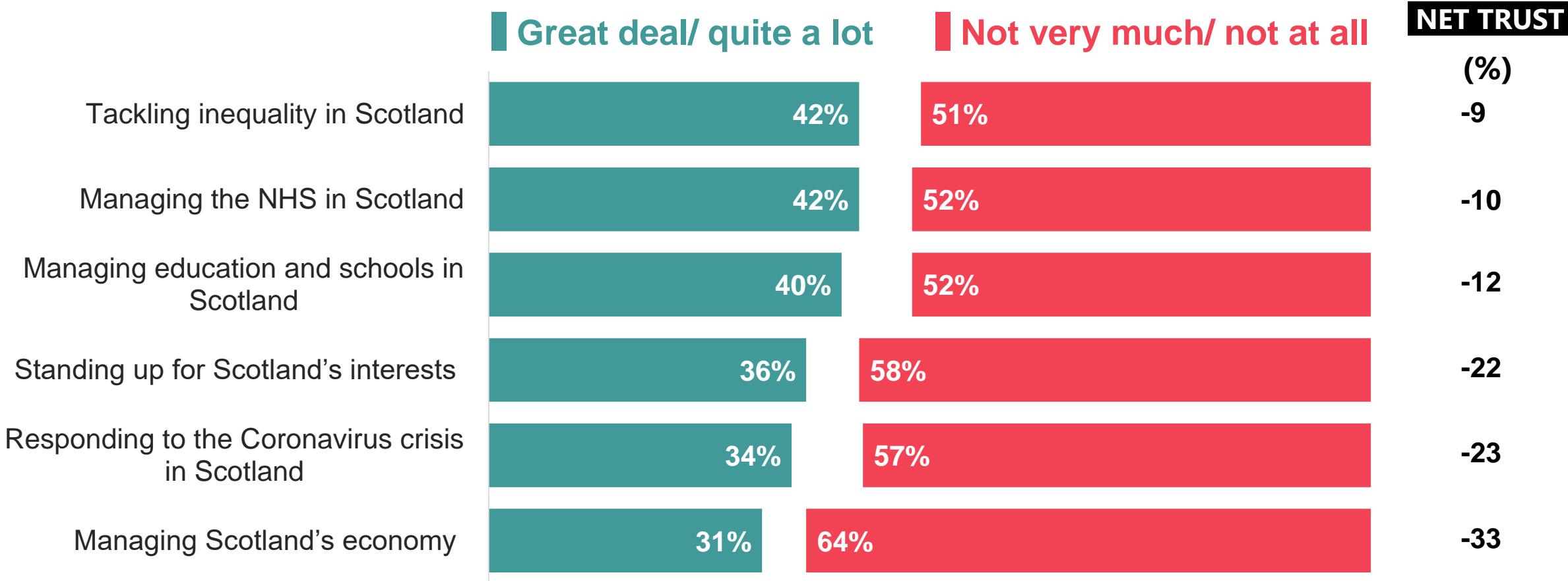


Source: Ipsos MORI Scottish Political Monitor

Base: 1006 Scottish adults aged 16+, 20-26 November 2020

# Trust in the Scottish Labour Party

How much, if at all, would you say you trust the Scottish Labour Party to deal effectively with ...



Base: 1006 Scottish adults aged 16+, 20-26 November 2020

Source: Ipsos MORI Scottish Political Monitor

## Technical note

Ipsos MORI Scotland interviewed a representative sample of 1,006 adults aged 16+ across Scotland. Interviews were conducted by telephone: 20 – 26 November 2020. Data are weighted by age, sex, region, social grade, working status, tenure, education and country of birth to match the profile of the population.

Where percentages do not sum to 100 this may be due to computer rounding, the exclusion of “don’t know” categories, or multiple answers. An asterisk (\*) denotes any value of less than half a per cent.

Questions are asked of the total sample of n=1,006 unless otherwise stated.



# Ipsos MORI

## Scottish Political Monitor 2020

### For more information

**Emily Gray**

**Managing Director, Ipsos MORI Scotland**

[Emily.Gray@ipsos.com](mailto:Emily.Gray@ipsos.com)

**Rachel Ormston**

**Research Director, Ipsos MORI Scotland**

[Rachel.Ormston@ipsos.com](mailto:Rachel.Ormston@ipsos.com)

**Catriona Millar**

**Research Executive, Ipsos MORI Scotland**

[Catriona.Millar@ipsos.com](mailto:Catriona.Millar@ipsos.com)

**Ipsos MORI**

