



# COVID-19 ONE YEAR ON: PERCEIVED THREATS AND EXPECTATIONS IN 8 COUNTRIES

For more information, go to: <https://www.ipsos.com/en/covid-19-one-year-perceived-threats-and-expectations>

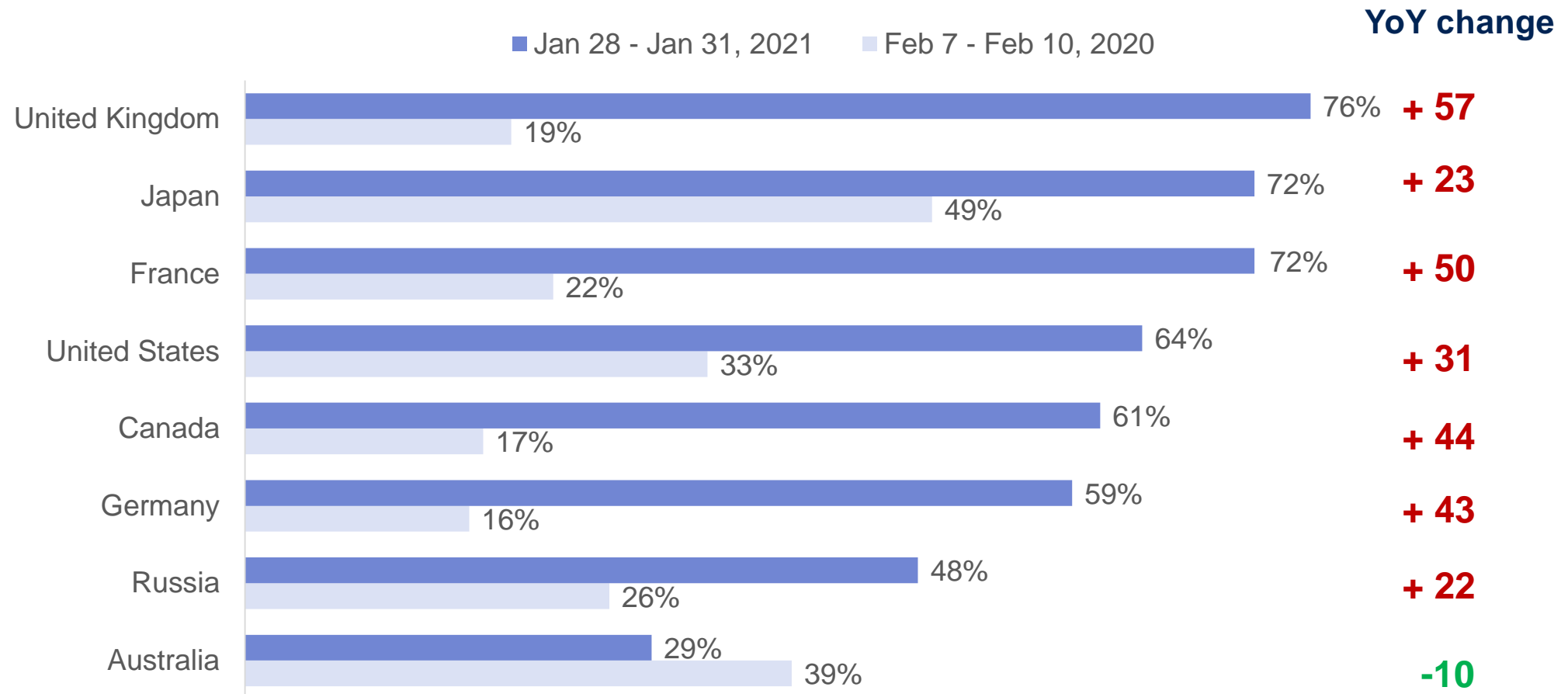
© 2021 Ipsos. All rights reserved. Contains Ipsos' Confidential and Proprietary information and may not be disclosed or reproduced without the prior written consent of Ipsos.



# COVID-19: Perceived threats now vs. one year ago

# In most nations surveyed, COVID-19 is now viewed as a major threat to the country

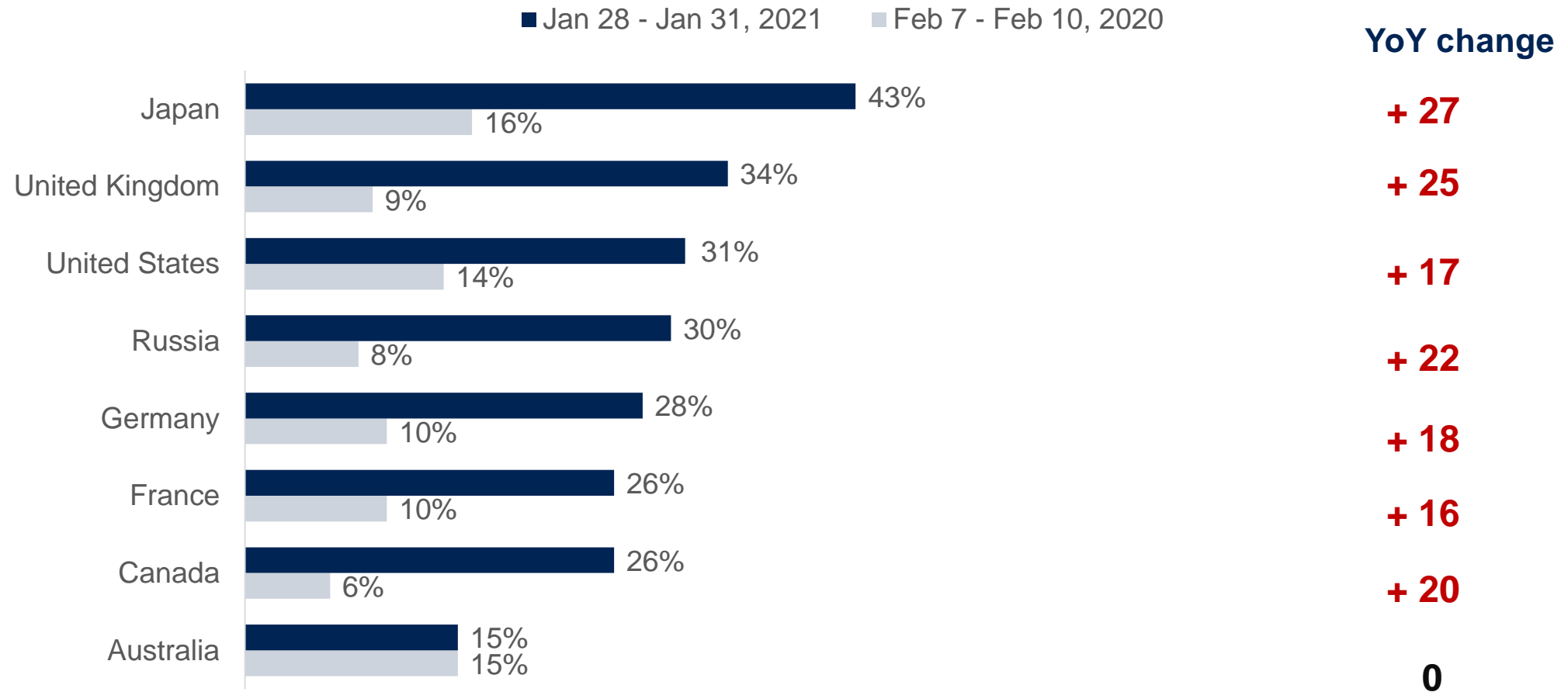
**COVID-19 Perceived as a Threat “to Your Country”**  
(% Very High + High Threat)



Q: What level of threat do you think the coronavirus or COVID-19 poses to... your country? n=ca.1,000 per country except for Russia in Jan. 2021 (n=502). See Appendix for full trend lines.

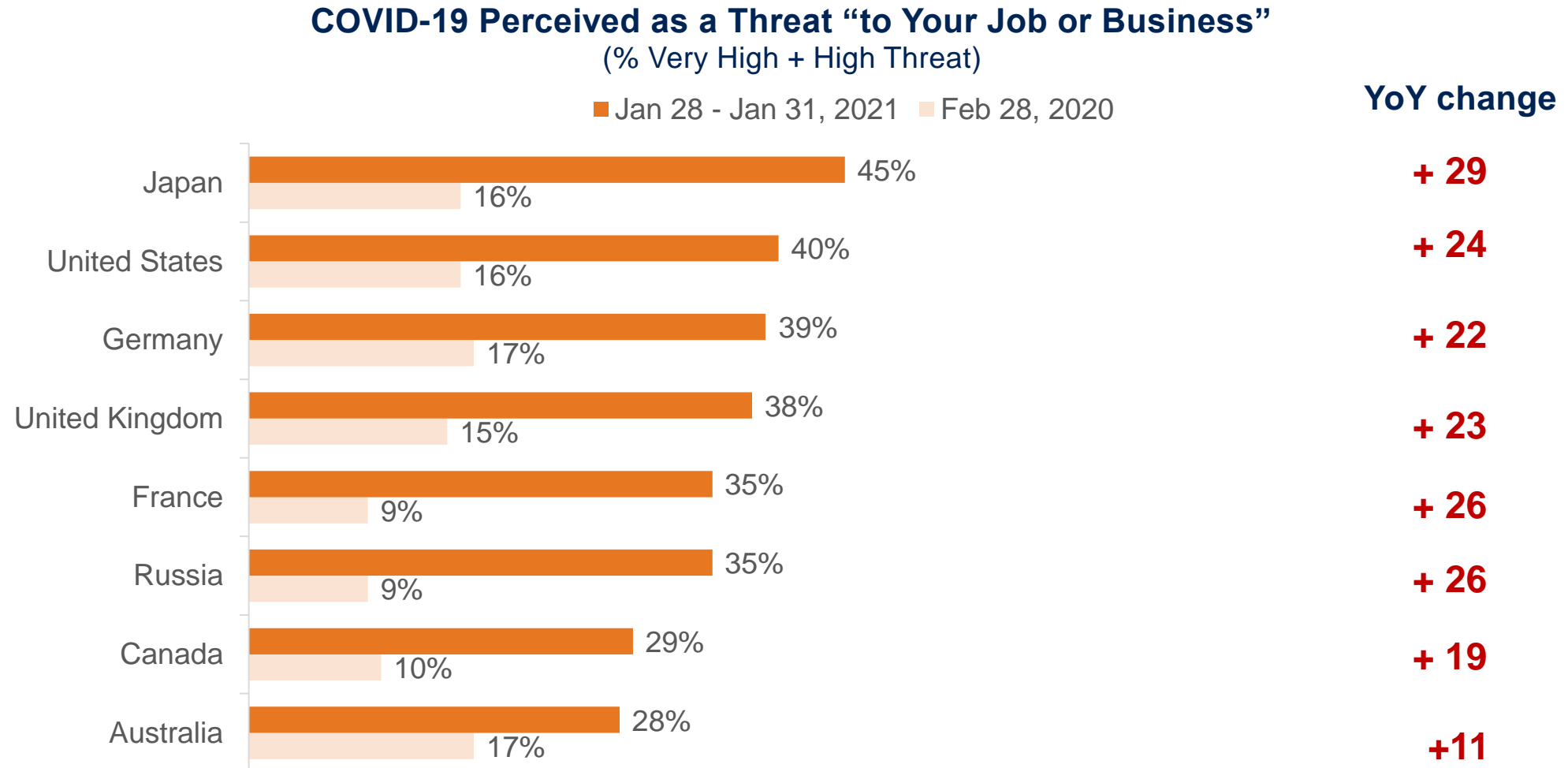
# In almost all countries, many more feel personally threatened by COVID-19 than did a year ago

**COVID-19 Perceived as a Threat “to You Personally”**  
(% Very High + High Threat)



Q: What level of threat do you think the coronavirus or COVID-19 poses to... you personally? n=ca.1,000 per country except for Russia in Jan. 2021 (n=502). See Appendix for full trend lines.

# Concerns about losing one's livelihood to the pandemic have grown and crystallized



Q: What level of threat do you think the coronavirus or COVID-19 poses to... your job or business? n=ca.1,000 per country except for Russia in Jan. 2021 (n=502). See Appendix for full trend lines.

# North Americans and Western Europeans have grown far more fearful of COVID's impact on their country than on their own safety and job security

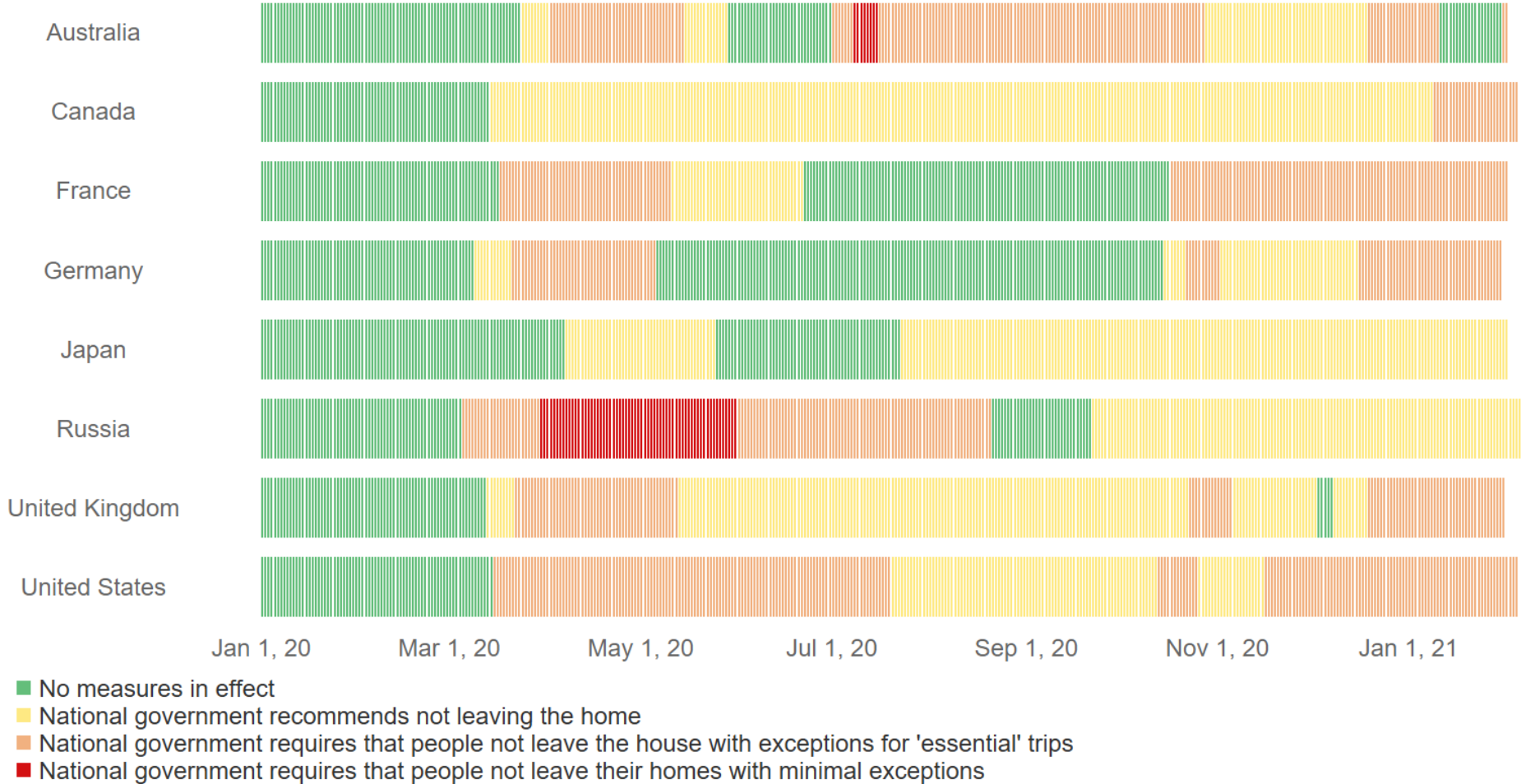
Change in perceived threat year-over-year  
(% Very High + High Threat)

Country	Country Threat	Personal Threat	Job Threat
Japan	+ 23	+ 27	+ 29
United States	+ 31	+ 17	+ 24
Germany	+ 43	+ 18	+ 22
United Kingdom	+ 57	+ 25	+ 23
France	+ 50	+ 16	+ 26
Russia	+ 22	+ 22	+ 26
Canada	+ 44	+ 20	+ 19
Australia	-10	0	+11

Q: What level of threat do you think the coronavirus or COVID-19 poses to each of the following: your country/you personally/your job or business?  
n=ca.1,000 per country except Russia in Jan. 2021 (n=502). See Appendix for full trend lines.

# Lockdown measures around the world over the past year

Government COVID-19 stay-at-home orders by country, January 1, 2020 to February 5, 2021



Source: Oxford COVID-19 Government Response Tracker

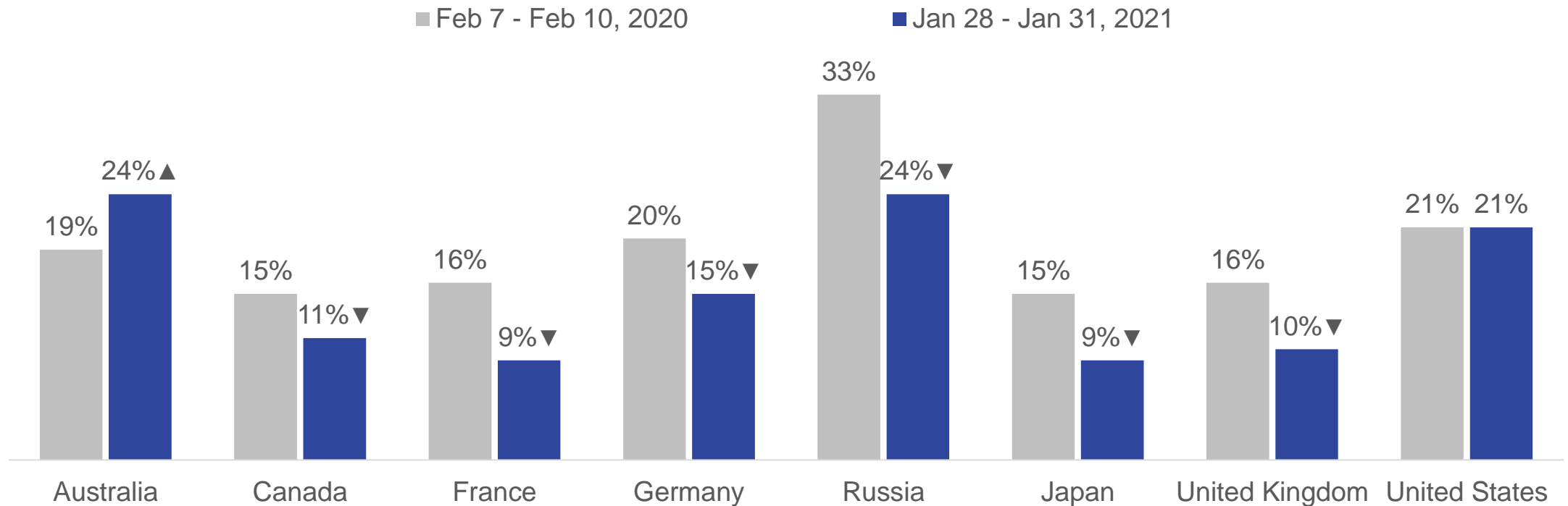


# COVID-19: Expected duration of pandemic



# There is still a long way to go – few people in February 2020 felt the outbreak would end quickly, and that is even more true today

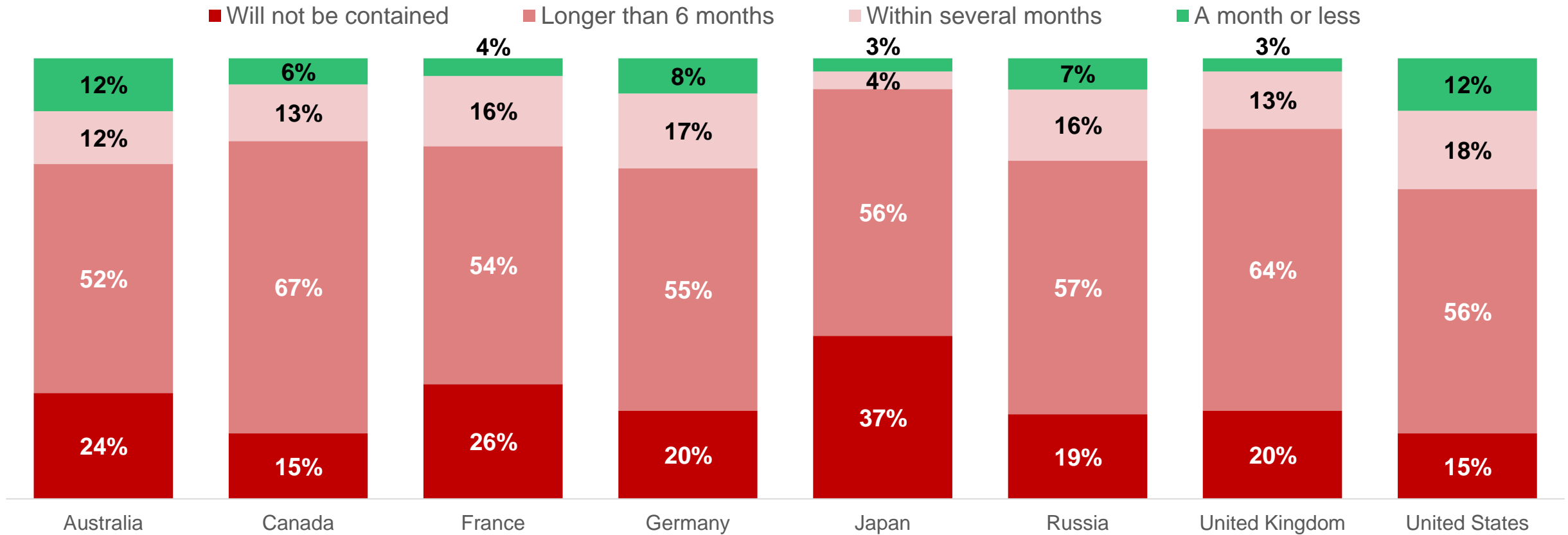
## Belief the Coronavirus Outbreak Has Been Contained and Will Soon Be Over (% Strongly + Somewhat Agree)



Q: To what degree do you agree or disagree with the following? The coronavirus outbreak has been contained and will soon be over  
n=ca.1,000 per country except Russia in Jan. 2021 (n=502). ▼ or ▲ indicate change vs. previous wave (statistically significant @ 95% C.I.)

# Many around the world still feel it will be at least until the second half of 2021 before it's contained – if ever

Perceived Timeline Until the Virus is Contained  
(Asked Jan 28-31, 2021)



Q: How long do you think it will be before the virus is contained? n=ca.1,000 per country except Russia (n=502).

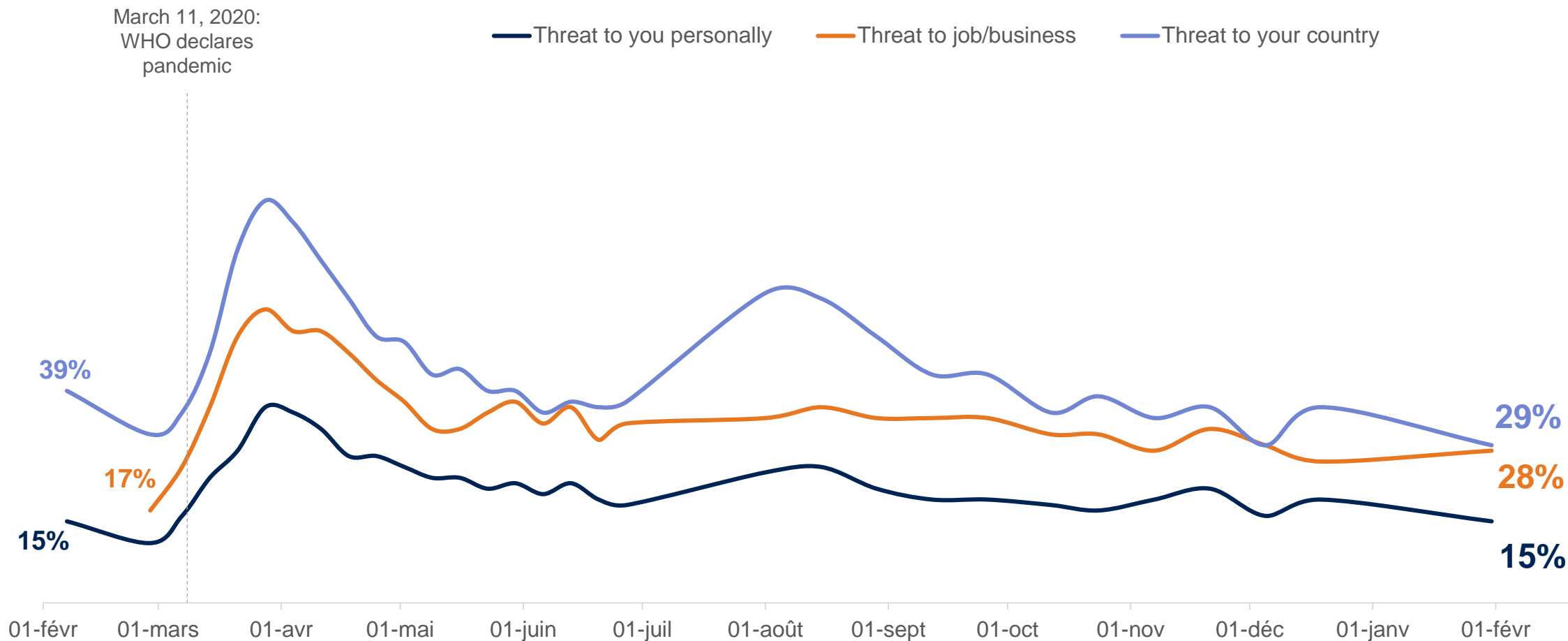
# Appendix

# Australia

Australians are less prone to seeing COVID-19 as a threat to themselves, their jobs, or their country than they were last March-April

## Perceived Threat

(% Very High + High Threat)

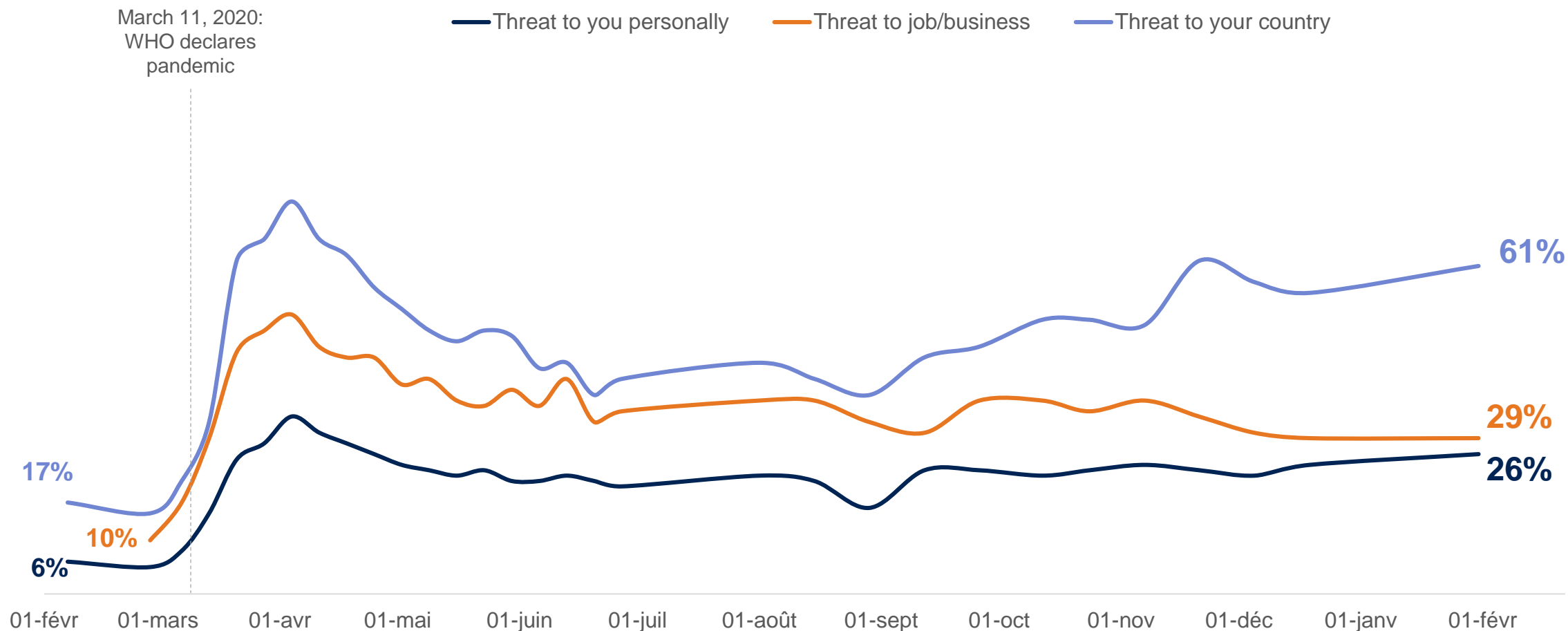


Q: What level of threat do you think the coronavirus or COVID-19 poses to each of the following: your country/you personally/your job or business? n=ca.1,000 per wave

# Canada

Canadians' concerns about COVID-19's impact on their personal safety and to their job eased in the spring and have leveled off since, but perceptions that it is a threat to the country have grown back to nearly the same level as in March-April

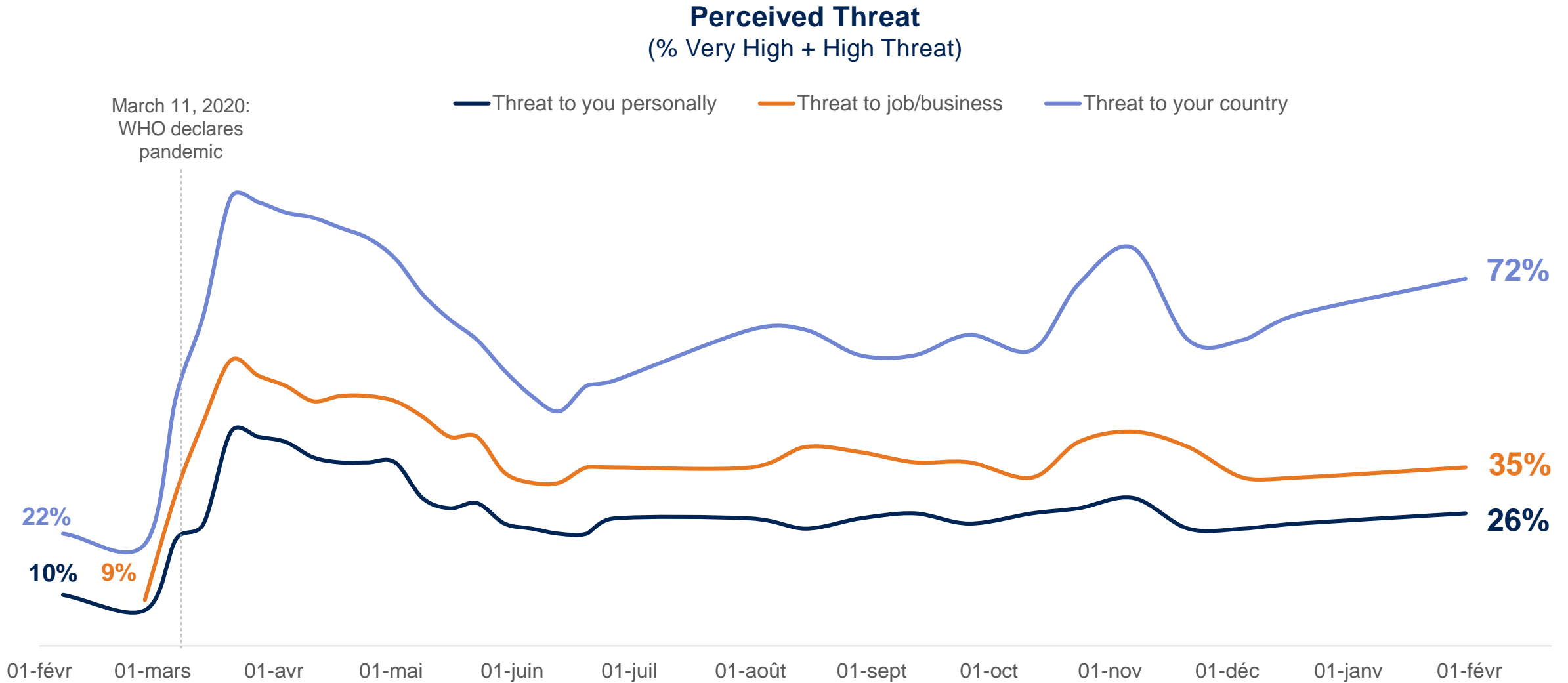
## Perceived Threat (% Very High + High Threat)



Q: What level of threat do you think the coronavirus or COVID-19 poses to each of the following: your country/you personally/your job or business? n=ca.1,000 per wave

# France

Since the beginning of the pandemic, the French have consistently viewed COVID-19 as more of a threat to their country than to themselves or to their job

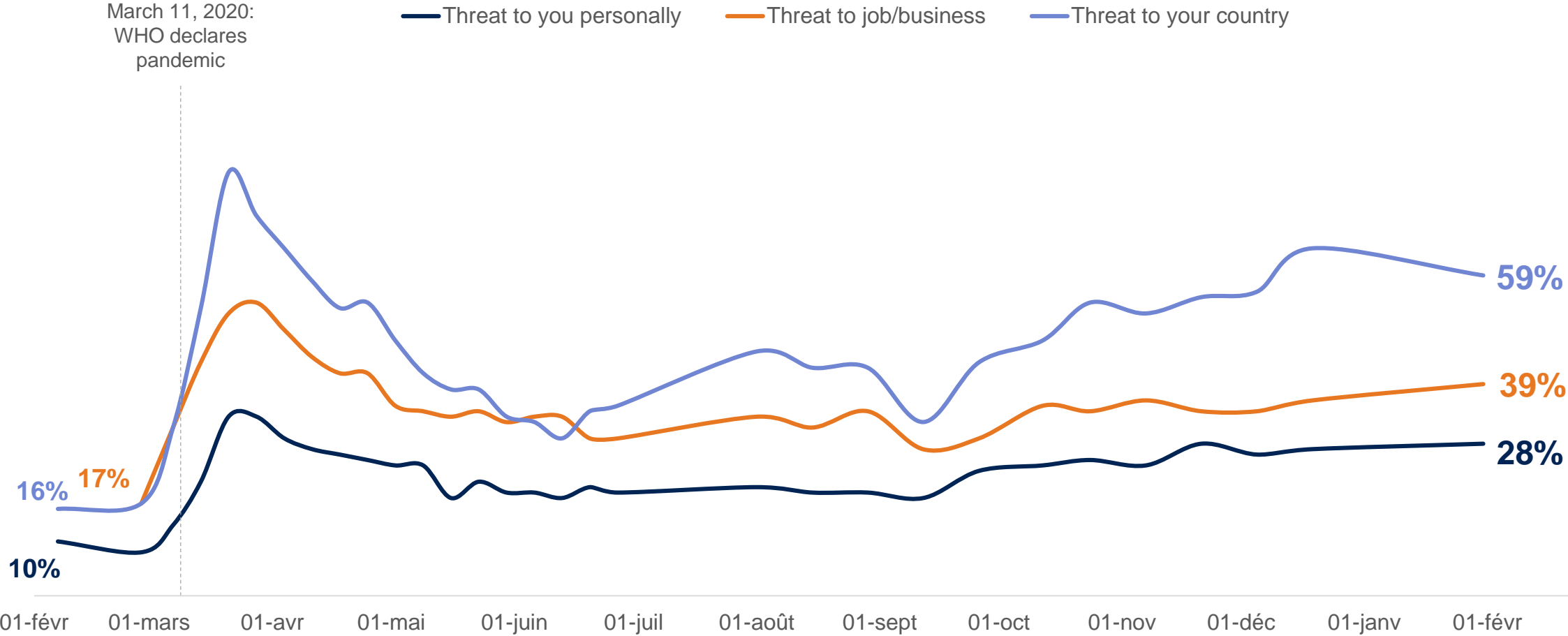


Q: What level of threat do you think the coronavirus or COVID-19 poses to each of the following: your country/you personally/your job or business? n=ca.1,000 per wave

# Germany

Over the past year, Germans' perceptions of COVID-19 as a threat to their country have eased and regained while concerns about its impact on personal safety and jobs have remained fairly constant

## Perceived Threat (% Very High + High Threat)

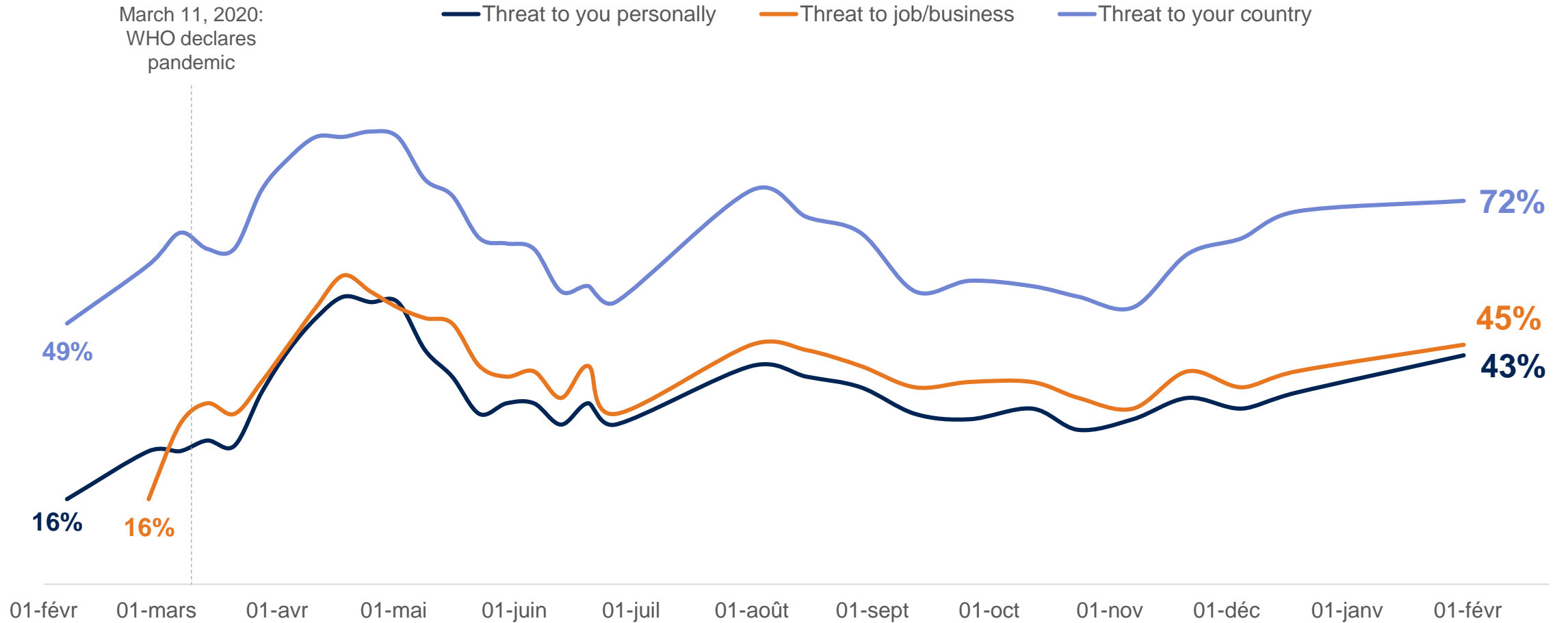


Q: What level of threat do you think the coronavirus or COVID-19 poses to each of the following: your country/you personally/your job or business? n=ca.1,000 per wave

# Japan

Perceptions of COVID-19 as a threat to the country, to job security and personal safety among the Japanese are nearly as prevalent today as they were during the earlier peaks in the spring and summer – and more so than they are in nearly all countries surveyed

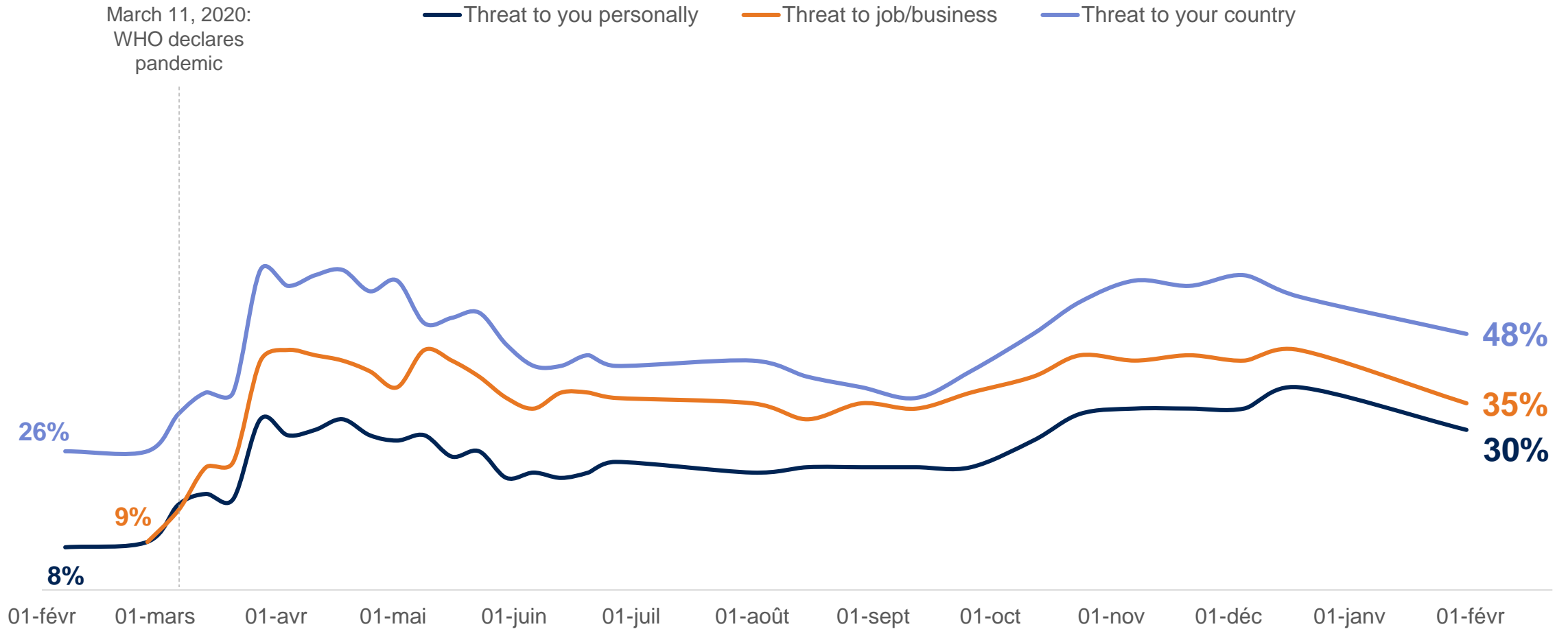
## Perceived Threat (% Very High + High Threat)



Q: What level of threat do you think the coronavirus or COVID-19 poses to each of the following: your country/you personally/your job or business? n=ca.1,000 per wave



### Perceived Threat (% Very High + High Threat)

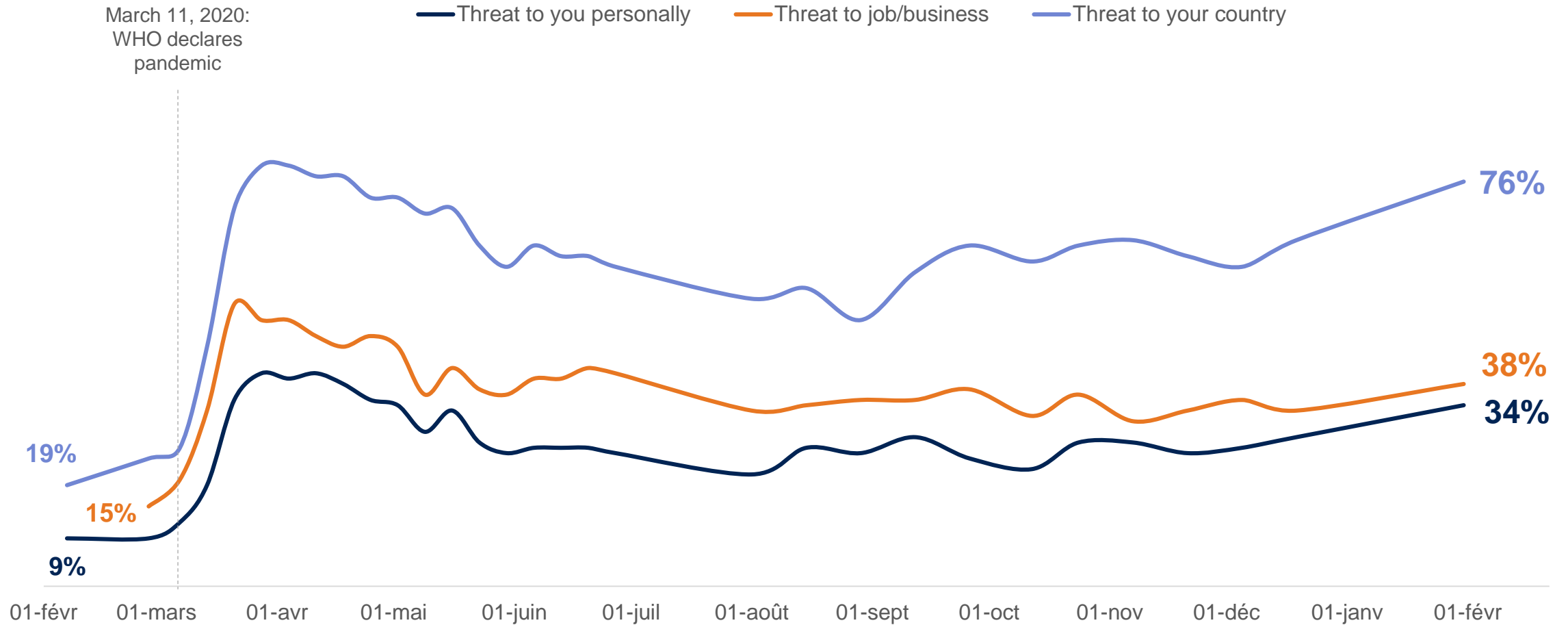


Q: What level of threat do you think the coronavirus or COVID-19 poses to each of the following: your country/you personally/your job or business?  
n=ca.1,000 per wave until July 2020, ca. 500 since August 2020

# United Kingdom

Britons have consistently viewed COVID as more of a threat to the country than to their own safety or livelihood and are now showing levels of concern almost as high as last March-April

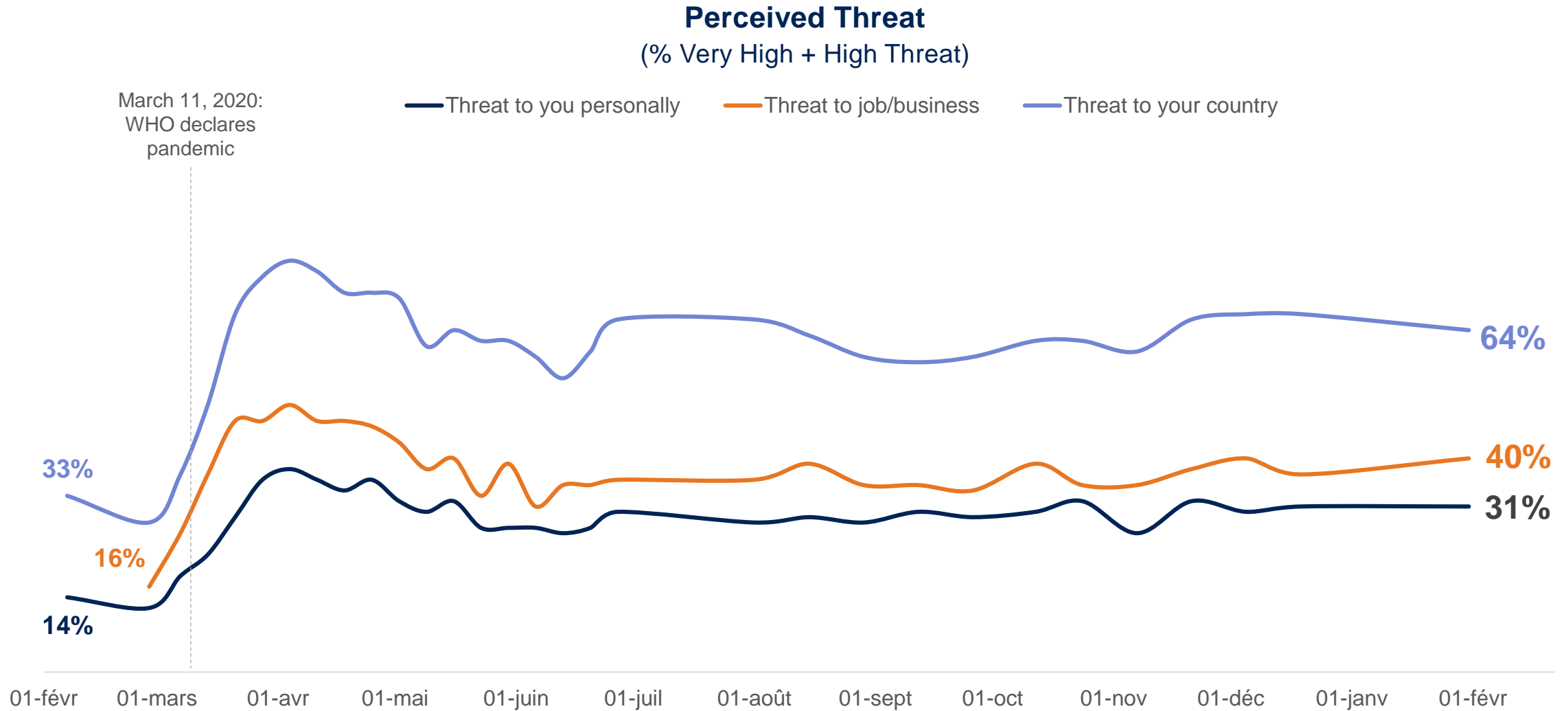
## Perceived Threat (% Very High + High Threat)



Q: What level of threat do you think the coronavirus or COVID-19 poses to each of the following: your country/you personally/your job or business? n=ca.1,000 per wave

# United States

Americans' perceptions of COVID-19 as a threat to their personal safety, their job or business, and most of all, their country, have barely eased since the beginning of the pandemic



Q: What level of threat do you think the coronavirus or COVID-19 poses to each of the following: your country/you personally/your job or business? n=ca.1,000 per wave

# METHODOLOGY

**These are the results of 33 waves of an Ipsos survey conducted on the Global Advisor online platform among adults aged 18-74 in Canada and the United States, and 16-74 in Australia, France, Germany, Japan, Russia, and the United Kingdom.**

**The first wave was conducted between February 7-10, 2020.**

**The most recent wave reported in this document was conducted January 28-31, 2021.**

For each of Australia, Canada, France, Germany, Japan, the U.K. and the U.S., the samples of each survey wave have a size of 1,000 and can be taken as representative of the country's general adult population aged 16-74 or, for the US and Canada, aged 18-74.

For Russia, the samples of all survey waves conducted between February and July 2020 size have a size of approximately 1,000 while those of waves conducted since August 2020 have a size of approximately 500. The samples in Russia are more urban, more educated and/or more affluent than the general population and should be viewed as reflecting the views of the more "connected" segment of the population.

The data is weighted so that each country's sample composition best reflects the demographic profile of the adult population according to the most recent census data.

Where results do not sum up to 100 or the 'difference' appears to be +/-1 more/less than the actual, this may be due to rounding, multiple responses or the exclusion of "don't knows" or not stated responses.

The precision of Ipsos online polls is calculated using a credibility interval with a poll of 1,000 accurate to +/- 3.5 percentage points and of 500 accurate to +/- 4.8 percentage points.

For more information on Ipsos' use of credibility intervals, please visit the Ipsos website ([www.ipsos.com](http://www.ipsos.com)).

The publication of these findings abides by local rules and regulations.

# ABOUT IPSOS

---

Ipsos is the third largest market research company in the world, present in 90 markets and employing more than 18,000 people.

Our research professionals, analysts and scientists have built unique multi-specialist capabilities that provide powerful insights into the actions, opinions and motivations of citizens, consumers, patients, customers or employees. Our 75 business solutions are based on primary data coming from our surveys, social media monitoring, and qualitative or observational techniques.

“Game Changers” – our tagline – summarises our ambition to help our 5,000 clients to navigate more easily our deeply changing world.

Founded in France in 1975, Ipsos is listed on the Euronext Paris since July 1st, 1999. The company is part of the SBF 120 and the Mid-60 index and is eligible for the Deferred Settlement Service (SRD).

ISIN code FR0000073298, Reuters ISOS.PA, Bloomberg  
IPS:FP  
[www.ipsos.com](http://www.ipsos.com)

# GAME CHANGERS

---

In our world of rapid change, the need for reliable information to make confident decisions has never been greater.

At Ipsos we believe our clients need more than a data supplier, they need a partner who can produce accurate and relevant information and turn it into actionable truth.

This is why our passionately curious experts not only provide the most precise measurement, but shape it to provide True Understanding of Society, Markets and People.

To do this we use the best of science, technology and know-how and apply the principles of security, simplicity, speed and substance to everything we do.

So that our clients can act faster, smarter and bolder. Ultimately, success comes down to a simple truth:  
**You act better when you are sure.**