



PERC

Partnership for Evidence-based
Response to COVID-19

Responding to COVID-19 in African Member States:

Data Deck of Polling Results: Senegal

March 2021



INTRODUCTION

This deck provides the survey results for Senegal and should be used as a reference document.

This is the third poll and analysis conducted since the pandemic began. The first poll occurred in May 2020, and the second in August 2020. Results of the second survey (S2) are provided for tracking purposes against the third survey (S3) where the questions are comparable. Results from the first poll are not included as the first poll was done in urban centers only and cannot be compared to the national polls conducted in the second and third polls.

The published reports for the current and prior surveys can be found here:

<https://preventepidemics.org/covid19/perc/>

METHODOLOGY

This third public opinion poll in Senegal was conducted from 13 February to 24 February 2021.

The polling was conducted by telephone. Samples were drawn to be nationally representative of each Member State with access to a landline or cell phone. Weighting was applied by gender and region to align the final data with the population. The unweighted national sample size in Senegal is 1,353 interviews.

The weighted sample size is 1,200 interviews.

The regional comparison for Senegal is the Western region.

Socio Demographic Table

	Country	Sex		Age					Urbanicity	
	Total	Male	Female	18-25	26-35	36-45	46-55	56+	Urban	Rural
Gender										
Male	50%	100%	0%	43%	51%	54%	50%	51%	56%	45%
Female	50%	0%	100%	57%	49%	46%	50%	49%	44%	55%
Urbanicity										
Urban	45%	50%	40%	43%	44%	46%	48%	52%	100%	0%
Rural	55%	50%	60%	57%	56%	54%	52%	48%	0%	100%
Household Income										
80,000 CFA and below	26%	26%	26%	30%	22%	28%	24%	30%	23%	28%
80,001 - 1,000,000 CFA	51%	53%	49%	47%	53%	50%	54%	57%	53%	50%
1,200,001 CFA and above	18%	16%	20%	15%	20%	20%	17%	7%	17%	18%
Refused	0%	0%	0%	1%	0%	0%	0%	0%	0%	0%
Education										
NET: Incomplete secondary or less	67%	68%	66%	62%	62%	74%	77%	77%	63%	70%
NET: Complete secondary	14%	12%	17%	18%	15%	11%	12%	11%	16%	13%
NET: Some univ. / coll. / tech./ voc.	6%	7%	6%	7%	9%	5%	2%	1%	7%	6%
NET: Degree/post-grad	11%	12%	10%	12%	13%	8%	9%	11%	13%	9%
Any income loss in the pandemic										
Lost All/Some income	86%	85%	86%	81%	86%	89%	90%	86%	84%	87%
Missed meals in the last 7 days										
Yes	40%	39%	41%	38%	39%	42%	40%	44%	43%	38%

Awareness & perceptions

1

Information & misinformation - % Definitely/probably true

Q1a-g. I'm going to read things people have said about coronavirus or COVID-19. Please tell me if you think each is definitely true, probably true, probably false, or definitely false. If you don't know, say so. (% Definitely true or Probably true)

					Gender		Age					Household location		Monthly Income		Children Under age 5 in Household		Missed Health Care Visit	
	All Countries	Western	S3	S2	Male	Female	18-25	26-35	36-45	46-55	56+	Urban	Rural	Low Income	High Income	Yes	No	Since Aug	Since Pandemic start
BASE	22800	7200	1200	1200	598	602	317	429	271	121	62	542	658	312	212	778	410	168	53
Wearing a face mask when around other people prevents the spread of it	93%	93%	95%	96%	94%	95%	93%	93%	97%	95%	99%	95%	94%	96%	94%	96%	92%	93%	99%
Washing hands helps prevent getting it	94%	94%	96%	95%	96%	96%	94%	95%	97%	97%	100%	96%	95%	97%	94%	97%	95%	96%	95%
Some infected people may never show symptoms at all but could still infect others	85%	81%	83%	N/A	85%	81%	82%	82%	85%	86%	90%	84%	82%	82%	84%	85%	81%	84%	94%
Infected people may not show symptoms for 5 to 14 days	79%	77%	85%	87%	85%	85%	85%	85%	85%	82%	91%	85%	85%	84%	89%	86%	84%	84%	87%
It can be cured with herbal medicines	47%	46%	45%	46%	47%	43%	42%	42%	51%	48%	52%	46%	44%	39%	60%	44%	48%	46%	46%
Health care workers should be avoided because you might catch it from them	51%	43%	41%	N/A	42%	39%	45%	38%	40%	40%	38%	40%	41%	43%	50%	40%	41%	44%	28%
People who have recovered from it should be avoided to prevent spreading it	48%	40%	29%	43%	31%	28%	30%	28%	28%	30%	39%	29%	29%	28%	39%	28%	32%	28%	33%

Information & misinformation - % Definitely/probably false

Q1a-g. I'm going to read things people have said about coronavirus or COVID-19. Please tell me if you think each is definitely true, probably true, probably false, or definitely false. If you don't know, say so. (% Definitely false or Probably false)

					Gender		Age					Household location		Monthly Income		Children Under age 5 in Household		Missed Health Care Visit	
	All Countries	Western	S3	S2	Male	Female	18-25	26-35	36-45	46-55	56+	Urban	Rural	Low Income	High Income	Yes	No	Since Aug	Since Pandemic start
BASE	22800	7200	1200	1200	598	602	317	429	271	121	62	542	658	312	212	778	410	168	53
Wearing a face mask when around other people prevents the spread of it	7%	7%	5%	4%	6%	5%	7%	7%	3%	5%	1%	4%	6%	4%	6%	4%	8%	7%	1%
Washing hands helps prevent getting it	6%	6%	4%	5%	4%	4%	5%	4%	3%	3%	0%	3%	4%	3%	6%	3%	5%	4%	3%
Some infected people may never show symptoms at all but could still infect others	12%	17%	13%	N/A	11%	16%	15%	15%	12%	11%	7%	12%	14%	15%	14%	12%	16%	14%	5%
Infected people may not show symptoms for 5 to 14 days	16%	18%	11%	8%	11%	11%	10%	11%	11%	14%	5%	11%	11%	12%	6%	10%	11%	14%	7%
It can be cured with herbal medicines	44%	46%	46%	35%	42%	49%	48%	48%	42%	46%	37%	44%	47%	52%	37%	48%	42%	46%	46%
Health care workers should be avoided because you might catch it from them	48%	56%	59%	N/A	58%	60%	54%	62%	60%	60%	62%	59%	59%	57%	50%	59%	59%	56%	72%
People who have recovered from it should be avoided to prevent spreading it	50%	59%	70%	53%	68%	72%	68%	72%	70%	69%	61%	70%	69%	72%	61%	71%	67%	71%	67%

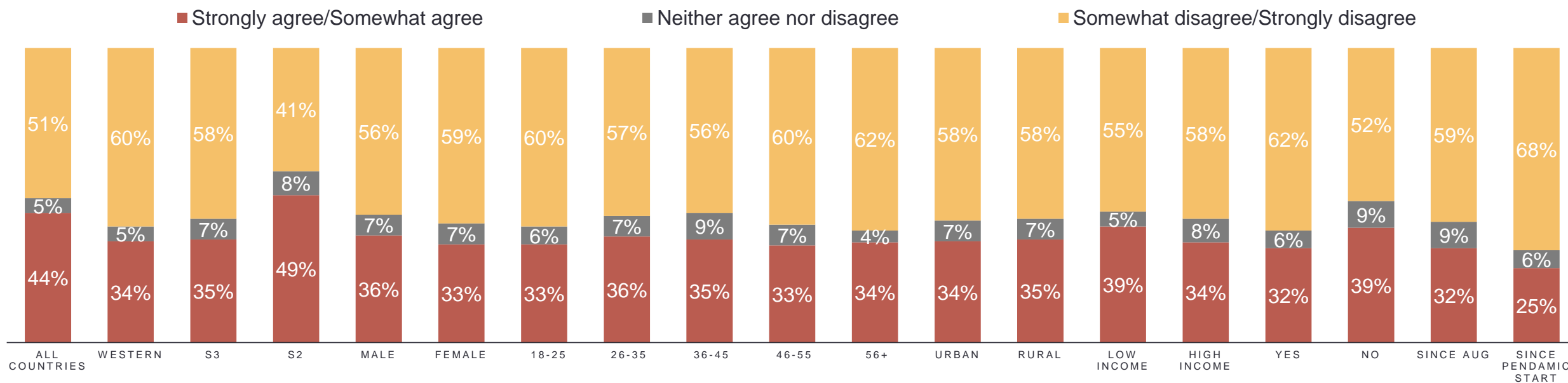
Attitudes toward face masks

2

Perceptions of face masks

Q2 I would now like to ask your opinion about face masks, which some people are wearing at the moment. To what extent do you agree or disagree with the following statements. When other people wear face masks near me, I think...

Q2a. ... they may be infected, and I should stay away from them



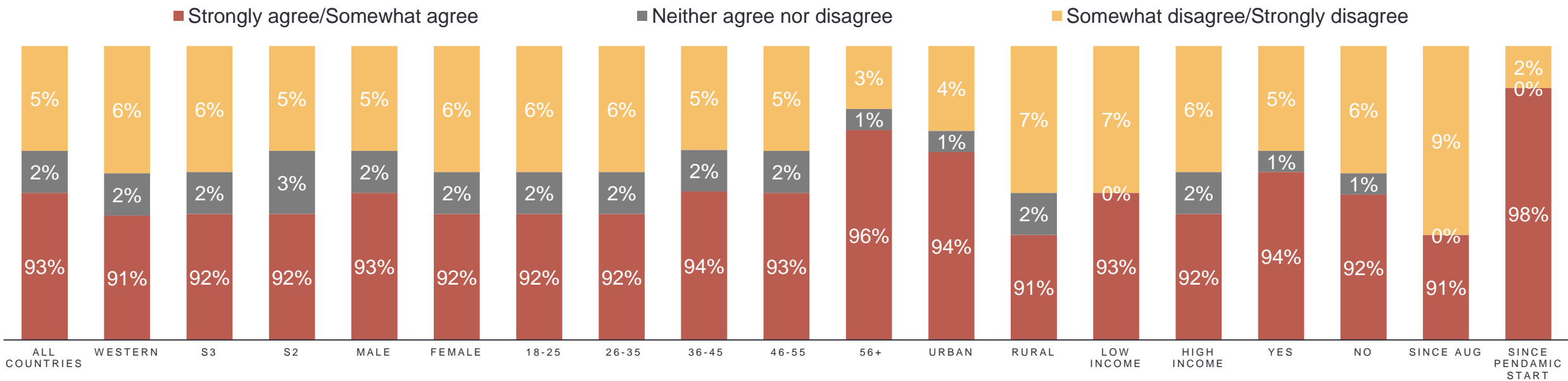
All countries surveyed	Region	Senegal Survey Comparison	Gender	Age	Household location	Monthly Income	Children Under age 5 in Household	Missed Health Care Visit
			SENEGAL FEBRUARY 2021					



Perceptions of face masks

Q2 I would now like to ask your opinion about face masks, which some people are wearing at the moment. To what extent do you agree or disagree with the following statements. When other people wear face masks near me, I think...

Q2b. ... they are being careful, and I appreciate that they are protecting others



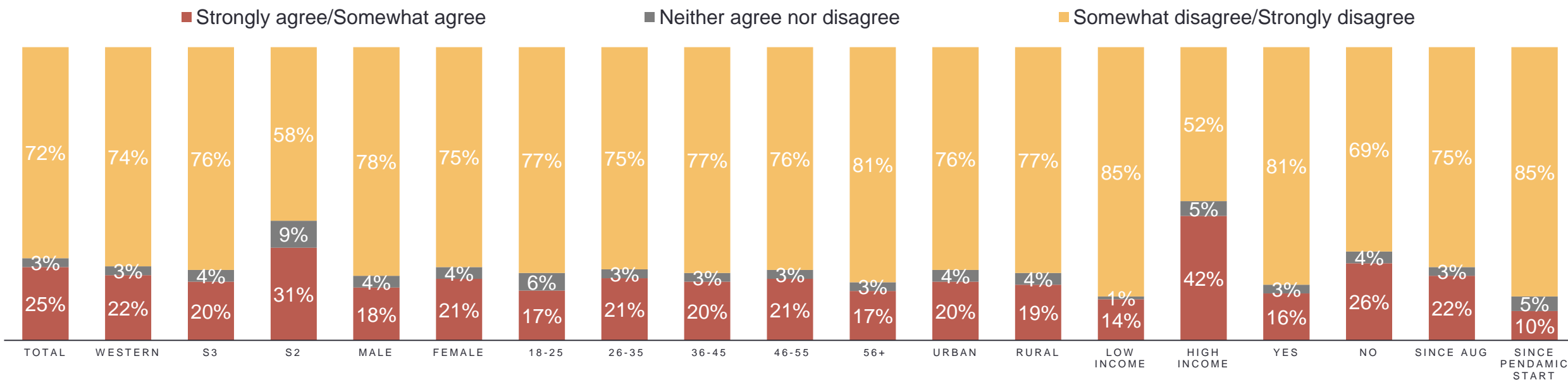
All countries surveyed	Region	Senegal Survey Comparison	Gender	Age	Household location	Monthly Income	Children Under age 5 in Household	Missed Health Care Visit
SENEGAL FEBRUARY 2021								



Perceptions of face masks

Q2 I would now like to ask your opinion about face masks, which some people are wearing at the moment. To what extent do you agree or disagree with the following statements. When other people wear face masks near me, I think...

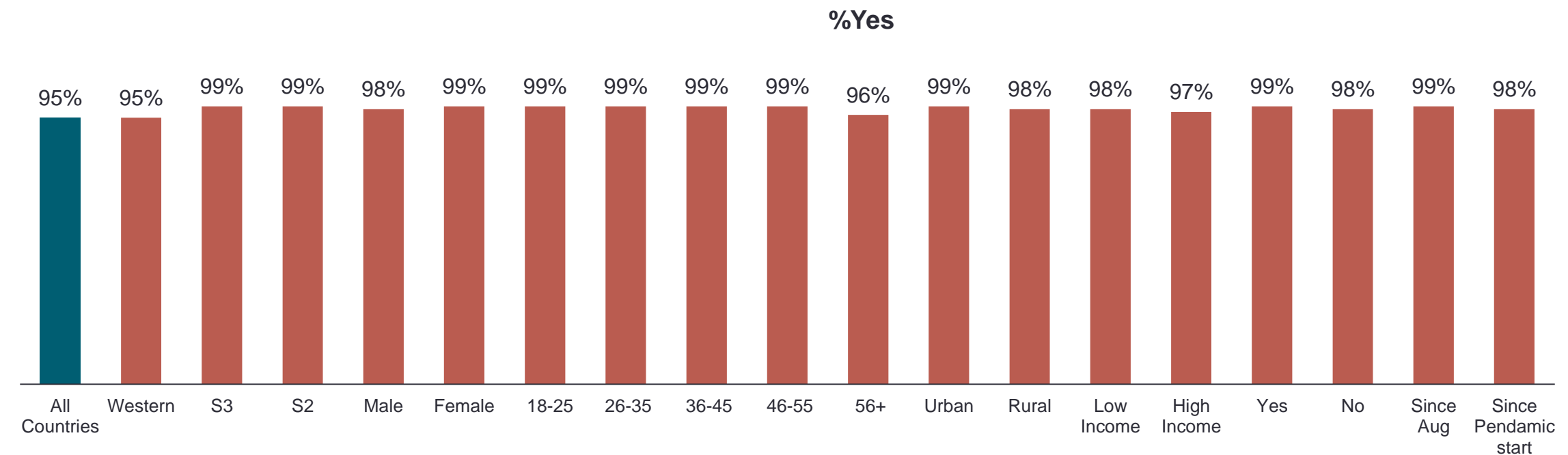
Q2c. ... they are being foolish, because this is unlikely to protect anyone



All countries surveyed	Region	Senegal Survey Comparison	Gender	Age	Household location	Monthly Income	Children Under age 5 in Household	Missed Health Care Visit
			SENEGAL FEBRUARY 2021					

Perceptions of face masks

Q3. Do you have a face mask of any kind that is ready for you to wear?



All countries surveyed	Region	Senegal Survey Comparison	Gender	Age	Household location	Monthly Income	Children Under age 5 in Household	Missed Health Care Visit
			SENEGAL FEBRUARY 2021					

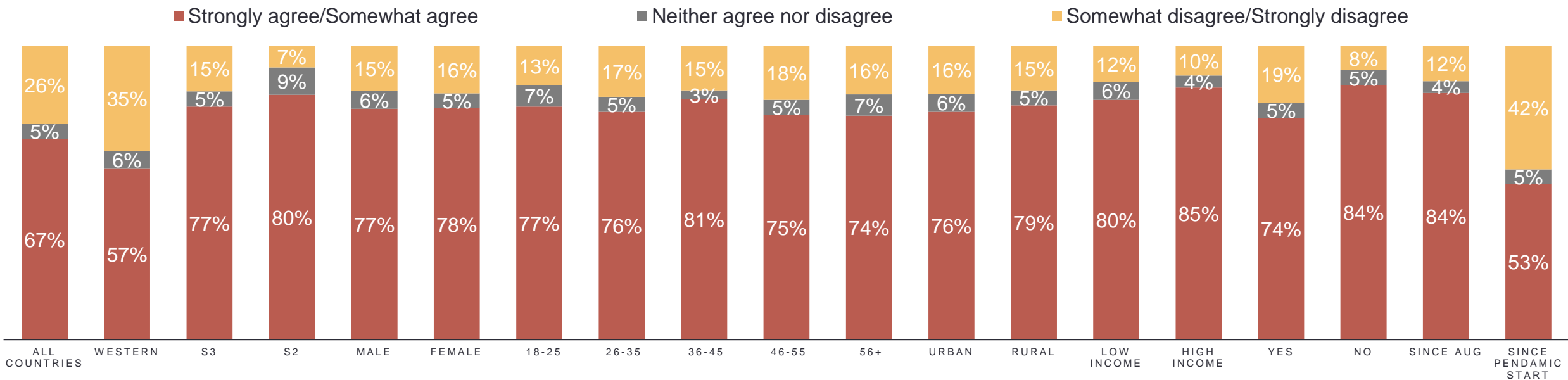
Impact of the virus

3

Impact of the virus

Q4. To what extent do you agree or disagree with the following statements?

Q4a. The coronavirus will affect very many people in the country I'm currently living in

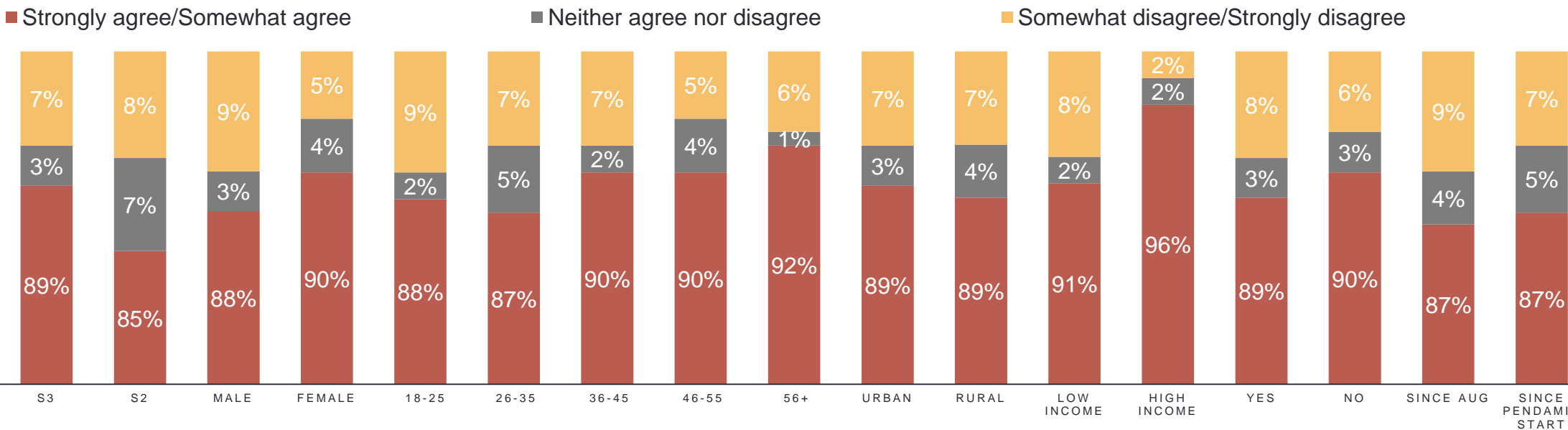


All countries surveyed	Region	Senegal Survey Comparison	Gender	Age	Household location	Monthly Income	Children Under age 5 in Household	Missed Health Care Visit
SENEGAL FEBRUARY 2021								

Impact of the virus

Q4. To what extent do you agree or disagree with the following statements?

Q4b. I am confident in my ability to follow information and restrictions given by the government to reduce my risk of getting COVID-19

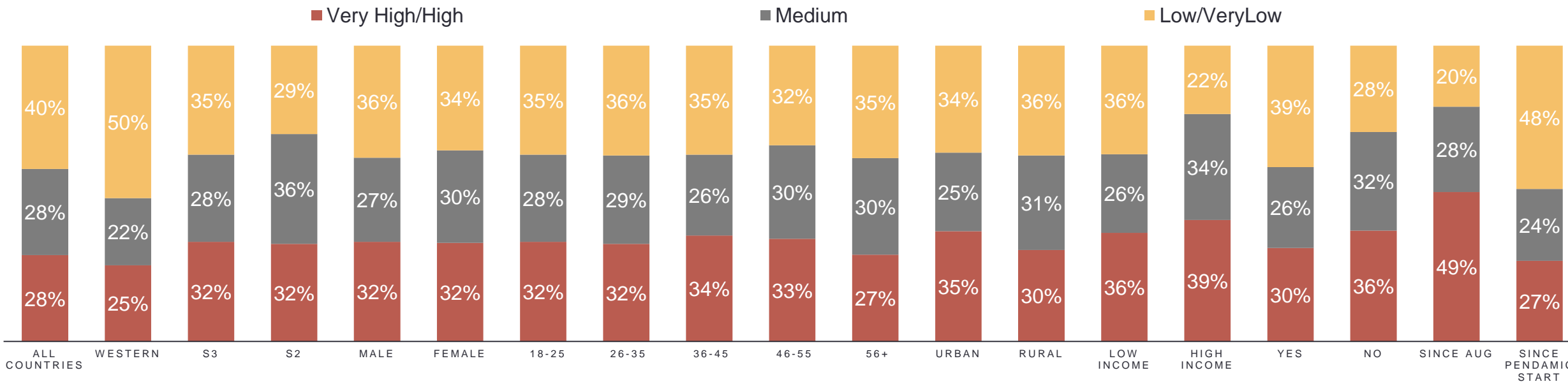


All countries surveyed	Region	Senegal Survey Comparison	Gender	Age	Household location	Monthly Income	Children Under age 5 in Household	Missed Health Care Visit
			SENEGAL FEBRUARY 2021					



Impact of the virus

Q5. Please indicate what you think your level of risk of catching coronavirus or COVID-19 is:

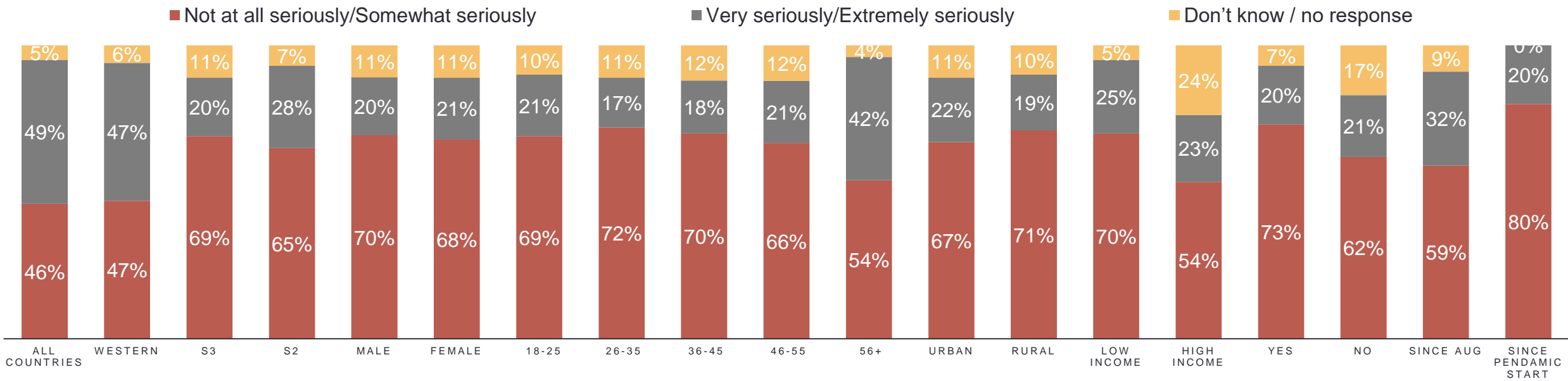


All countries surveyed	Region	Senegal Survey Comparison	Gender	Age	Household location	Monthly Income	Children Under age 5 in Household	Missed Health Care Visit
SENEGAL FEBRUARY 2021								



Impact of the virus

Q6. If you were infected by coronavirus or COVID-19, how seriously do you think it would affect your health?



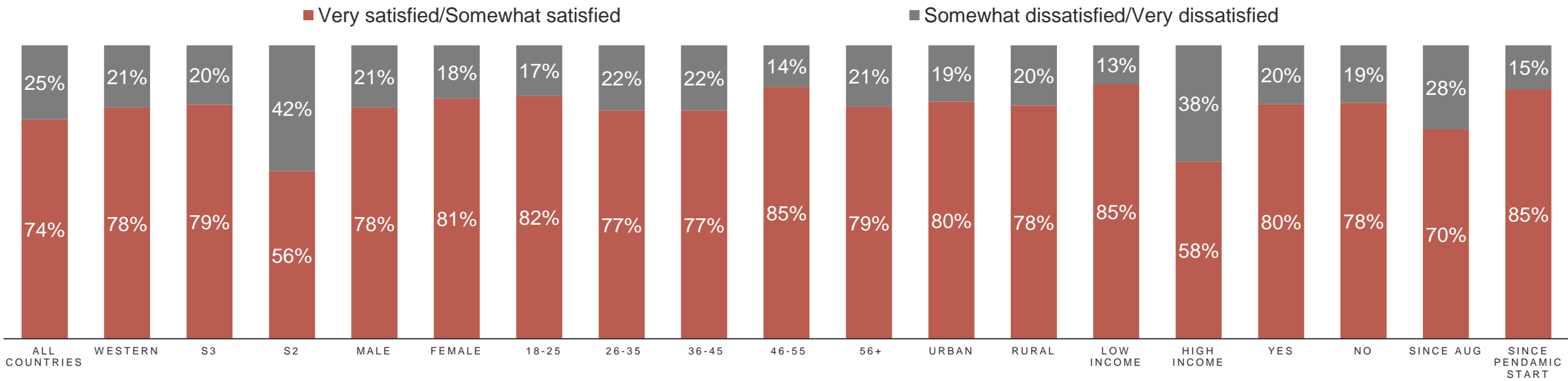
All countries surveyed	Region	Senegal Survey Comparison	Gender	Age	Household location	Monthly Income	Children Under age 5 in Household	Missed Health Care Visit
			SENEGAL FEBRUARY 2021					

Trust & response

4

Satisfaction with government response

Q8. How satisfied are you with your government’s response to coronavirus or COVID-19?



All countries surveyed	Region	Senegal Survey Comparison	Gender	Age	Household location	Monthly Income	Children Under age 5 in Household	Missed Health Care Visit
SENEGAL FEBRUARY 2021								



Trust in organizations – % Top 2 Boxes (A great deal or a fair amount)

Q9a-q. To what extent, if at all, do you trust each of the following individuals and organizations' handling of the coronavirus in Senegal? (% A great deal or A fair amount)

					Gender		Age					Household location		Monthly Income		Children Under age 5 in Household		Missed Health Care Visit	
	All Countries	Western	S3	S2	Male	Female	18-25	26-35	36-45	46-55	56+	Urban	Rural	Low Income	High Income	Yes	No	Since Aug	Since Pandemic start
Base: All	22800	7200	1200	1200	598	602	317	429	271	121	62	542	658	312	212	778	410	168	53
Hospitals/ health centers	79%	84%	89%	71%	89%	89%	91%	88%	89%	86%	89%	89%	88%	90%	82%	90%	87%	84%	90%
Religious institutions	66%	75%	83%	55%	85%	82%	85%	84%	82%	79%	85%	82%	84%	84%	88%	86%	81%	77%	83%
Ministry of Health	76%	83%	82%	67%	81%	83%	84%	81%	82%	79%	86%	84%	81%	85%	75%	83%	83%	79%	82%
Community health workers	73%	75%	77%	58%	78%	76%	76%	78%	77%	75%	80%	77%	78%	79%	74%	77%	79%	74%	78%
Army/military	51%	60%	76%	55%	76%	75%	80%	75%	75%	68%	81%	76%	75%	76%	78%	77%	76%	68%	81%
Police	48%	57%	75%	52%	76%	75%	78%	75%	74%	70%	80%	78%	73%	76%	74%	77%	73%	68%	86%
The President	66%	71%	74%	55%	72%	75%	74%	71%	74%	81%	75%	73%	75%	79%	65%	75%	73%	62%	81%
World Health Organization (WHO)	79%	81%	65%	41%	65%	66%	66%	66%	62%	73%	55%	66%	65%	61%	68%	65%	67%	62%	75%
Schools	60%	62%	64%	37%	62%	67%	66%	63%	64%	65%	68%	60%	68%	65%	62%	67%	60%	59%	71%
UNICEF	74%	78%	63%	32%	62%	65%	65%	67%	58%	67%	52%	62%	64%	57%	73%	63%	66%	61%	80%
Media	66%	69%	61%	39%	60%	63%	69%	57%	60%	60%	62%	61%	62%	67%	56%	61%	62%	53%	39%
Medical professional associations	73%	74%	55%	54%	56%	55%	55%	55%	55%	59%	53%	56%	55%	55%	54%	55%	58%	63%	50%
National Public Health Institute	69%	75%	45%	N/A	45%	44%	44%	47%	45%	41%	39%	47%	43%	40%	53%	42%	51%	52%	46%
Traditional healers	32%	38%	42%	24%	45%	39%	40%	41%	44%	43%	45%	38%	45%	36%	59%	40%	46%	34%	49%
Africa Center for Disease Control (Africa CDC)	64%	67%	36%	28%	36%	36%	33%	39%	33%	39%	35%	36%	36%	27%	48%	34%	42%	35%	42%
Your Employer	44%	44%	35%	31%	38%	32%	34%	39%	34%	36%	21%	32%	38%	29%	55%	33%	41%	37%	23%
Your own family doctor	57%	49%	27%	46%	26%	28%	25%	30%	25%	29%	21%	25%	29%	23%	41%	22%	37%	42%	22%

Trust in organizations - % Bottom 2 Boxes (Not very much or Not at all)

Q9a-q. To what extent, if at all, do you trust each of the following individuals and organizations' handling of the coronavirus in Senegal? (% A great deal or A fair amount)

					Gender		Age					Household location		Monthly Income		Children Under age 5 in Household		Missed Health Care Visit	
	All Countries	Western	S3	S2	Male	Female	18-25	26-35	36-45	46-55	56+	Urban	Rural	Low Income	High Income	Yes	No	Since Aug	Since Pandemic start
BASE	22800	7200	1200	1200	598	602	317	429	271	121	62	542	658	312	212	778	410	168	53
Hospitals/ health centers	20%	15%	10%	27%	11%	9%	7%	11%	10%	13%	11%	9%	11%	9%	17%	9%	11%	14%	9%
Religious institutions	24%	22%	12%	40%	12%	12%	10%	11%	13%	16%	14%	12%	12%	10%	10%	11%	13%	16%	14%
Ministry of Health	18%	16%	16%	32%	17%	14%	14%	17%	15%	16%	14%	14%	17%	13%	24%	16%	14%	18%	13%
Community health workers	23%	21%	14%	37%	14%	14%	15%	15%	11%	16%	15%	14%	15%	13%	18%	14%	12%	17%	13%
Army/military	38%	36%	20%	38%	21%	20%	17%	22%	21%	24%	15%	20%	21%	20%	21%	19%	20%	27%	12%
Police	43%	39%	22%	41%	22%	21%	19%	22%	23%	25%	17%	20%	23%	20%	26%	20%	23%	28%	12%
The President	23%	25%	24%	42%	26%	22%	24%	27%	24%	17%	24%	26%	23%	18%	33%	23%	25%	35%	17%
World Health Organization (WHO)	15%	13%	15%	44%	17%	14%	13%	19%	17%	8%	14%	17%	15%	11%	21%	14%	16%	24%	12%
Schools	37%	34%	33%	49%	36%	31%	31%	35%	33%	33%	31%	37%	30%	32%	35%	31%	36%	39%	25%
UNICEF	14%	13%	13%	37%	15%	11%	9%	14%	17%	11%	15%	15%	11%	9%	16%	12%	14%	22%	5%
Media	32%	29%	37%	58%	39%	35%	29%	42%	38%	39%	38%	38%	36%	31%	43%	37%	36%	45%	61%
Medical professional associations	17%	16%	11%	36%	12%	11%	9%	13%	12%	9%	17%	11%	12%	10%	17%	9%	15%	14%	9%
National Public Health Institute	16%	14%	8%	N/A	9%	8%	6%	10%	6%	9%	15%	8%	8%	9%	12%	7%	9%	11%	7%
Traditional healers	60%	52%	50%	68%	47%	52%	50%	50%	50%	48%	48%	52%	48%	53%	36%	51%	46%	58%	41%
Africa Center for Disease Control (Africa CDC)	14%	13%	9%	33%	10%	9%	7%	10%	9%	11%	10%	11%	8%	7%	12%	7%	12%	17%	7%
Your Employer	28%	27%	16%	46%	16%	16%	16%	18%	15%	12%	11%	17%	15%	19%	15%	13%	21%	25%	10%
Your own family doctor	12%	14%	3%	16%	3%	4%	4%	3%	3%	2%	4%	3%	3%	6%	3%	3%	4%	7%	2%

Support for Public Health and Social Measures (PHSMs)

5

PHSM support – % absolutely necessary

Q11a-g. TOP BOX SUMMARY TABLE: Thinking of the last four weeks, was asking people to do each of the following absolutely necessary, somewhat necessary, or not really necessary to limiting the spread of COVID-19 in Senegal? (% Absolutely necessary)

					Gender		Age					Household location		Monthly Income		Children Under age 5 in Household		Missed Health Care Visit	
	All Countries	Western	S3	S2	Male	Female	18-25	26-35	36-45	46-55	56+	Urban	Rural	Low Income	High Income	Yes	No	Since Aug	Since Pandemic start
BASE	22800	7200	1200	1200	598	602	317	429	271	121	62	542	658	312	212	778	410	168	53
wear a face mask in public when near others	84%	80%	87%	83%	87%	87%	90%	85%	86%	89%	93%	89%	85%	91%	75%	91%	83%	84%	98%
wash their hands with soap or use hand sanitizer more often than they used to	85%	85%	89%	87%	89%	88%	90%	88%	86%	89%	95%	90%	87%	90%	89%	91%	86%	83%	92%
avoid handshakes and physical greetings	74%	68%	74%	72%	71%	76%	77%	72%	70%	73%	84%	73%	74%	80%	65%	76%	70%	66%	75%
stop joining public gatherings and places of entertainment	59%	49%	62%	63%	62%	61%	68%	58%	58%	63%	65%	62%	61%	70%	57%	62%	62%	54%	41%
reduce the number of times people go to the market or grocery store	45%	34%	35%	45%	34%	37%	38%	33%	38%	36%	29%	38%	33%	35%	46%	33%	41%	35%	21%
staying home instead of going to work, school or other regular activities	32%	26%	31%	35%	28%	33%	32%	29%	34%	27%	29%	31%	30%	32%	35%	29%	35%	30%	15%
stop going to the church/mosque	32%	23%	29%	37%	29%	30%	31%	27%	31%	31%	26%	32%	28%	29%	29%	29%	31%	24%	19%

PHSM support – % Absolutely necessary or Somewhat necessary

Q11a-g. TOP 2 BOX SUMMARY TABLE: Thinking of the last four weeks, was asking people to do each of the following absolutely necessary, somewhat necessary, or not really necessary to limiting the spread of COVID-19 in Senegal? (% Absolutely necessary or Somewhat necessary)

					Gender		Age					Household location		Monthly Income		Children Under age 5 in Household		Missed Health Care Visit	
	All Countries	Western	S3	S2	Male	Female	18-25	26-35	36-45	46-55	56+	Urban	Rural	Low Income	High Income	Yes	No	Since Aug	Since Pandemic start
BASE	22800	7200	1200	1200	598	602	317	429	271	121	62	542	658	312	212	778	410	168	53
wear a face mask in public when near others	95%	95%	96%	97%	96%	96%	96%	96%	96%	97%	99%	97%	96%	98%	96%	97%	96%	96%	100%
wash their hands with soap or use hand sanitizer more often than they used to	96%	97%	98%	98%	97%	99%	98%	98%	97%	96%	100%	99%	97%	98%	97%	98%	98%	97%	97%
avoid handshakes and physical greetings	92%	90%	92%	95%	89%	94%	91%	92%	91%	90%	92%	90%	93%	92%	93%	91%	93%	89%	87%
stop joining public gatherings and places of entertainment	84%	78%	87%	88%	86%	88%	89%	88%	85%	86%	89%	88%	87%	87%	93%	87%	90%	86%	85%
reduce the number of times people go to the market or grocery store	78%	70%	77%	77%	74%	79%	76%	79%	78%	74%	65%	78%	75%	68%	88%	75%	81%	80%	86%
staying home instead of going to work, school or other regular activities	59%	51%	56%	62%	51%	60%	58%	56%	57%	47%	56%	58%	54%	53%	67%	50%	66%	61%	35%
stop going to the church/mosque	57%	47%	52%	63%	52%	52%	53%	53%	50%	54%	48%	54%	50%	50%	64%	47%	62%	51%	33%

SUMMARY PHSM MEASURES (SUPPORT)

11a-g. SUMMARY PHSM MEASURES (SUPPORT)

					Gender		Age					Household location		Monthly Income		Children Under age 5 in Household		Missed Health Care Visit	
	All Countries	Western	S3	S2	Male	Female	18-25	26-35	36-45	46-55	56+	Urban	Rural	Low Income	High Income	Yes	No	Since Aug	Since Pandemic start
BASE	22800	7200	1200	1200	598	602	317	429	271	121	62	542	658	312	212	778	410	168	53
Individual PHSMs	88%	86%	89%	92%	87%	90%	89%	89%	88%	87%	91%	88%	89%	90%	92%	89%	90%	87%	87%
Measures Restricting Gathering	53%	43%	48%	61%	48%	48%	50%	49%	45%	49%	45%	50%	46%	47%	61%	43%	59%	47%	29%
Measures Restricting Movement	54%	45%	52%	57%	48%	55%	54%	51%	54%	46%	51%	55%	49%	49%	62%	47%	62%	54%	33%

Self-reported adherence to Public Health and Social Measures (PHSMs)

6

Behaviors in the past week - % completely applies

Q10a-g. Over the past seven days, to what extent do each of the following describe you personally? (% Completely applies)

					Gender		Age					Household location		Monthly Income		Children Under age 5 in Household		Missed Health Care Visit	
	All Countries	Western	S3	S2	Male	Female	18-25	26-35	36-45	46-55	56+	Urban	Rural	Low Income	High Income	Yes	No	Since Aug	Since Pandemic start
BASE	22800	7200	1200	1200	598	602	317	429	271	121	62	542	658	312	212	778	410	168	53
Washing my hands with soap or using hand sanitizer many times per day	63%	65%	80%	87%	79%	82%	80%	81%	78%	83%	82%	81%	80%	83%	80%	83%	78%	71%	78%
Avoiding handshakes and physical greetings	50%	47%	58%	67%	54%	62%	55%	55%	61%	65%	66%	56%	60%	59%	56%	58%	59%	45%	55%
Staying home instead of going to work, school or other regular activities	25%	18%	22%	31%	18%	27%	22%	21%	24%	23%	25%	23%	22%	24%	25%	20%	27%	18%	19%
Reducing the number of times I go to the market or grocery store	31%	21%	23%	35%	22%	24%	23%	21%	24%	26%	29%	24%	22%	23%	27%	21%	28%	24%	11%
Avoiding the church/mosque	31%	18%	23%	34%	18%	29%	25%	21%	22%	27%	24%	23%	24%	19%	27%	24%	23%	14%	30%
Avoiding public gatherings and places of entertainment	47%	35%	48%	58%	50%	46%	50%	46%	47%	48%	52%	48%	47%	55%	39%	48%	49%	42%	29%
Wearing a face mask in public when near others	70%	65%	83%	82%	84%	83%	86%	80%	81%	86%	89%	84%	82%	90%	73%	87%	78%	78%	88%

Behaviors in the past week - % completely/mostly applies

Q10a-g. Over the past seven days, to what extent do each of the following describe you personally? (% Completely applies or Mostly applies)

					Gender		Age					Household location		Monthly Income		Children Under age 5 in Household		Missed Health Care Visit	
	All Countries	Western	S3	S2	Male	Female	18-25	26-35	36-45	46-55	56+	Urban	Rural	Low Income	High Income	Yes	No	Since Aug	Since Pandemic start
BASE	22800	7200	1200	1200	598	602	317	429	271	121	62	542	658	312	212	778	410	168	53
Washing my hands with soap or using hand sanitizer many times per day	84%	85%	94%	97%	91%	97%	94%	95%	93%	94%	96%	94%	94%	93%	96%	94%	94%	93%	95%
Wearing a face mask in public when near others	86%	83%	94%	95%	93%	95%	94%	93%	95%	96%	96%	94%	94%	96%	95%	95%	94%	93%	96%
Avoiding handshakes and physical greetings	72%	70%	77%	88%	71%	82%	75%	77%	77%	77%	80%	75%	78%	72%	87%	75%	81%	71%	77%
Avoiding public gatherings and places of entertainment	67%	58%	72%	78%	71%	73%	73%	73%	70%	75%	62%	71%	73%	70%	83%	69%	78%	71%	57%
Reducing the number of times I go to the market or grocery store	55%	44%	46%	61%	42%	49%	43%	46%	47%	48%	47%	47%	44%	38%	74%	41%	55%	49%	33%
Staying home instead of going to work, school or other regular activities	42%	35%	42%	52%	34%	49%	40%	40%	46%	42%	43%	43%	41%	40%	55%	37%	50%	53%	44%
Avoiding the church/mosque	46%	33%	37%	53%	33%	40%	32%	38%	39%	35%	41%	37%	36%	28%	57%	34%	42%	36%	37%

SUMMARY PHSM MEASURES (self-reported adherence)

Q10a-g. Over the past seven days, to what extent do each of the following describe you personally? (% Completely applies or Mostly applies)

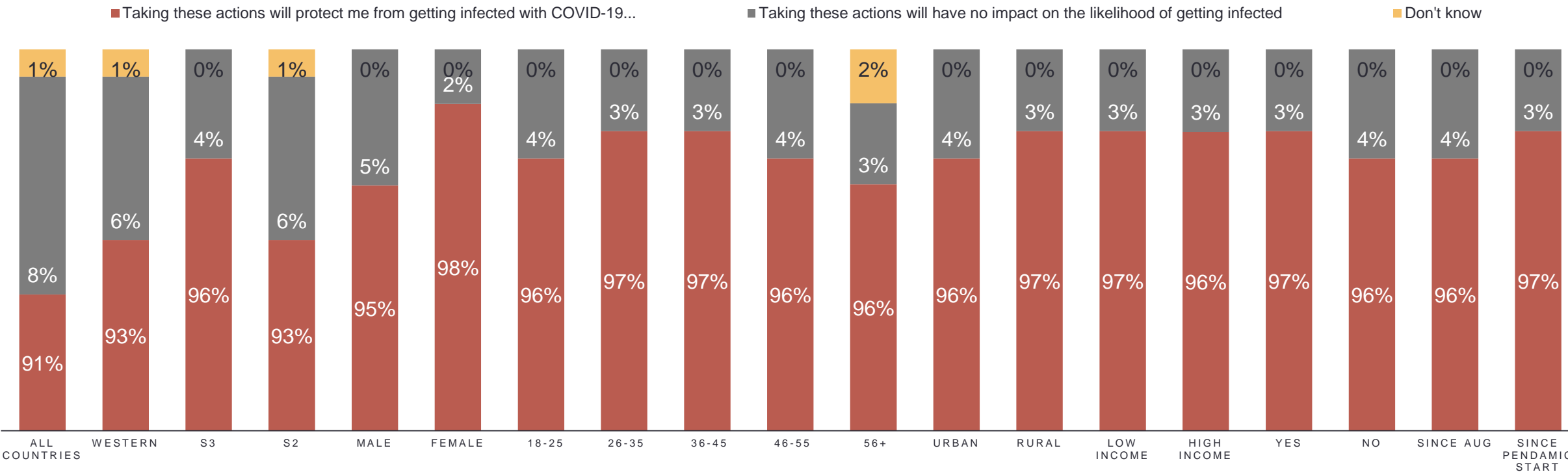
					Gender		Age					Household location		Monthly Income		Children Under age 5 in Household		Missed Health Care Visit	
	All Countries	Western	S3	S2	Male	Female	18-25	26-35	36-45	46-55	56+	Urban	Rural	Low Income	High Income	Yes	No	Since Aug	Since Pandemic start
BASE	22800	7200	1200	1200	598	602	317	429	271	121	62	542	658	312	212	778	410	168	53
Individual PHSMs	62%	60%	71%	83%	65%	78%	68%	71%	74%	73%	76%	68%	74%	68%	82%	70%	75%	65%	71%
Measures Restricting Gathering	39%	26%	29%	49%	25%	33%	25%	30%	30%	30%	34%	29%	29%	21%	49%	25%	36%	29%	27%
Measures Restricting Movement	33%	25%	29%	43%	23%	34%	27%	27%	32%	30%	35%	29%	28%	25%	47%	24%	37%	31%	20%

Risk-informed actions

7

Social Cohesion

Q7a. There are public health guidelines recommended to restrict the spread of coronavirus. These include maintaining a minimum distance from people you are not in contact with regularly and limiting the number of people who can gather together. Which is closer to your point of view about taking these recommended actions? **PROTECT ME**

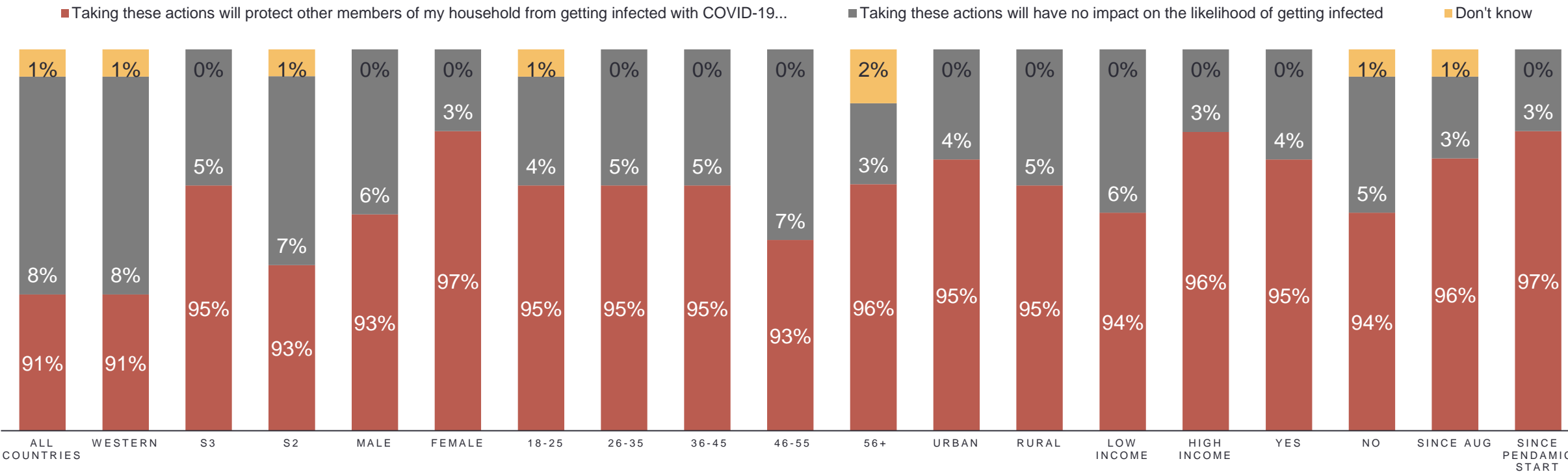


All countries surveyed	Region	Senegal Survey Comparison	Gender	Age	Household location	Monthly Income	Children Under age 5 in Household	Missed Health Care Visit
SENEGAL FEBRUARY 2021								



Social Cohesion

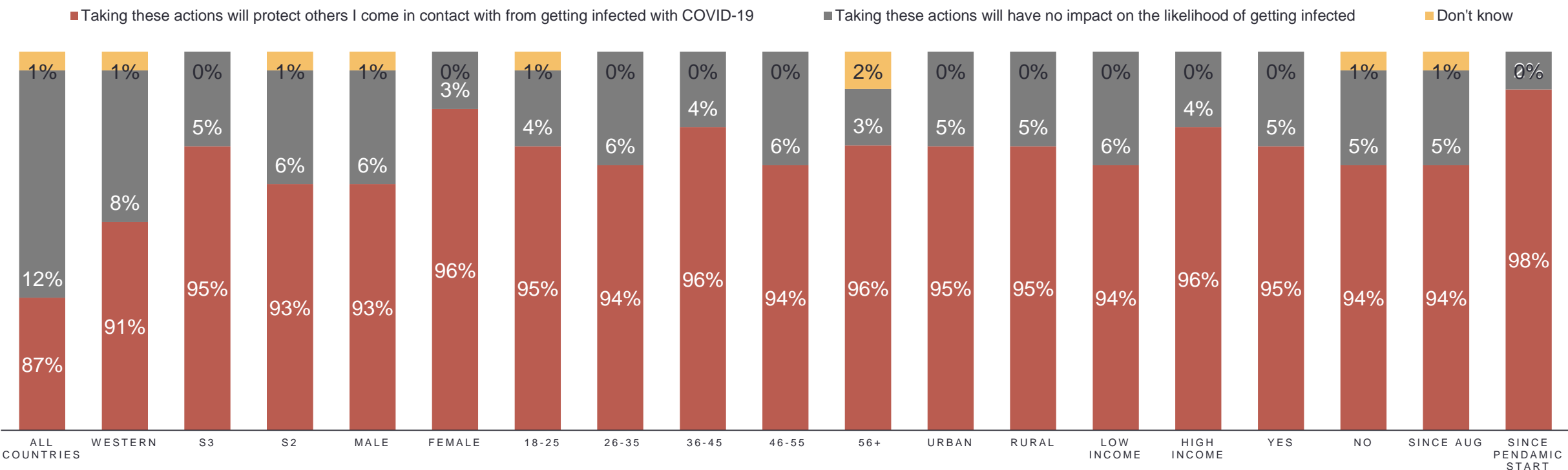
Q7b. There are public health guidelines recommended to restrict the spread of coronavirus. These include maintaining a minimum distance from people you are not in contact with regularly and limiting the number of people who can gather together. Which is closer to your point of view about taking these recommended actions? MEMBER OF HOUSEHOLD



All countries surveyed	Region	Senegal Survey Comparison	Gender	Age	Household location	Monthly Income	Children Under age 5 in Household	Missed Health Care Visit
SENEGAL FEBRUARY 2021								

Social Cohesion

Q7c. There are public health guidelines recommended to restrict the spread of coronavirus. These include maintaining a minimum distance from people you are not in contact with regularly and limiting the number of people who can gather together. Which is closer to your point of view about taking these recommended actions? **PROTECT OTHERS**



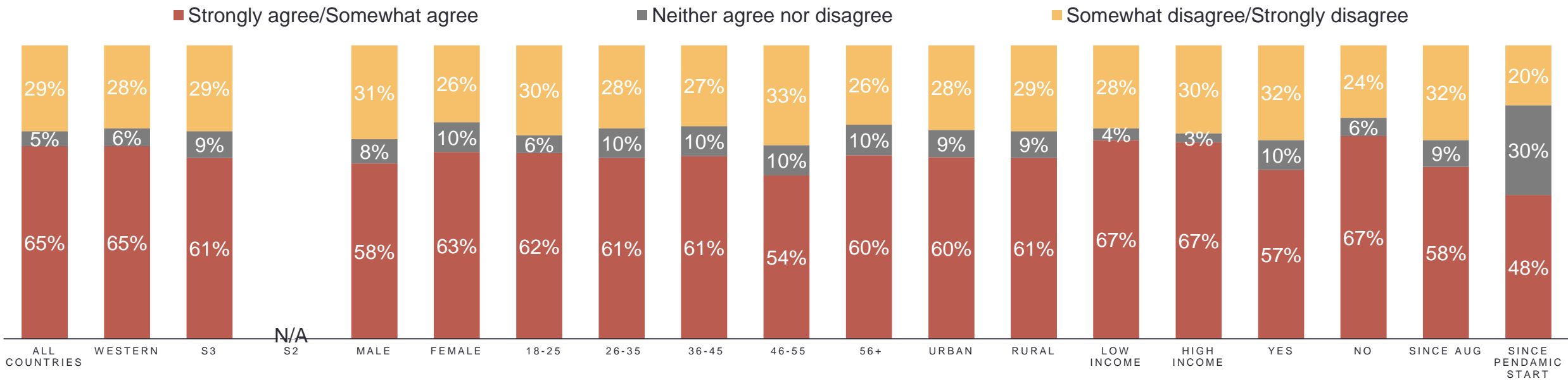
All countries surveyed	Region	Senegal Survey Comparison	Gender	Age	Household location	Monthly Income	Children Under age 5 in Household	Missed Health Care Visit
			SENEGAL FEBRUARY 2021					



Resumption of activities

Q12a. To what extent do you agree or disagree with the following statements? - A). Thinking about resuming normal activities makes me feel very anxious

A). Thinking about resuming normal activities makes me feel very anxious

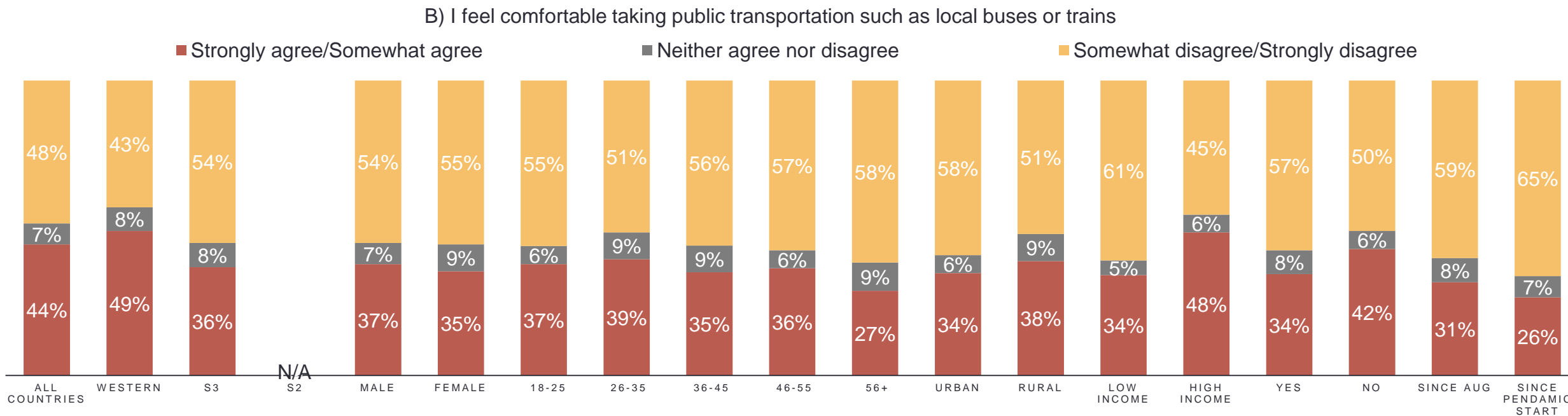


All countries surveyed	Region	Senegal Survey Comparison	Gender	Age	Household location	Monthly Income	Children Under age 5 in Household	Missed Health Care Visit
SENEGAL FEBRUARY 2021								



Resumption of activities

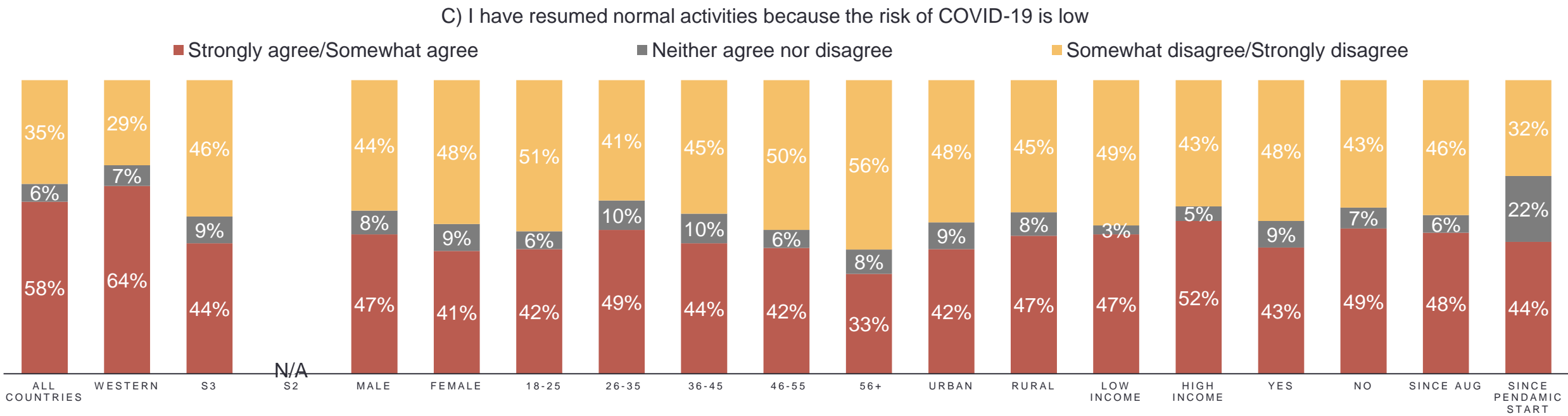
Q12b. To what extent do you agree or disagree with the following statements? - B) I feel comfortable taking public transportation such as local buses or trains



All countries surveyed	Region	Senegal Survey Comparison	Gender	Age	Household location	Monthly Income	Children Under age 5 in Household	Missed Health Care Visit
SENEGAL FEBRUARY 2021								

Resumption of activities

Q12c. To what extent do you agree or disagree with the following statements? - C) I have resumed normal activities because the risk of COVID-19 is low



All countries surveyed	Region	Senegal Survey Comparison	Gender	Age	Household location	Monthly Income	Children Under age 5 in Household	Missed Health Care Visit
SENEGAL FEBRUARY 2021								

Impact on livelihoods and food access

8

Impact on Income: Percentage

Q14. Since the start of the pandemic, how much of a loss of income has your household experienced, if any? Has your household lost none of its income, some of its income or all of its income? If you had no income before the pandemic please say.

					Gender		Age					Household location		Monthly Income		Children Under age 5 in Household		Missed Health Care Visit	
	All Countries	Western	S3	S2	Male	Female	18-25	26-35	36-45	46-55	56+	Urban	Rural	Low Income	High Income	Yes	No	Since Aug	Since Pandemic start
Base: All	22800	7200	1200	N/A	598	602	317	429	271	121	62	542	658	312	212	778	410	168	53
Lost none	20%	19%	11%	N/A	12%	10%	14%	11%	10%	9%	12%	13%	10%	7%	18%	10%	14%	11%	8%
Lost some	62%	67%	76%	N/A	77%	76%	72%	78%	79%	81%	70%	75%	78%	76%	74%	77%	74%	70%	78%
Lost all	15%	10%	9%	N/A	8%	10%	9%	8%	9%	9%	16%	9%	9%	14%	7%	10%	8%	15%	11%
Had no income before pandemic	3%	3%	3%	N/A	2%	3%	4%	3%	1%	1%	2%	2%	3%	3%	0%	2%	4%	3%	3%
Don't know	1%	1%	1%	N/A	1%	0%	1%	0%	0%	1%	0%	1%	0%	0%	1%	1%	0%	0%	0%
Refused	0%	0%	0%	N/A	0%	0%	0%	0%	0%	0%	0%	0%	0%	0%	0%	0%	0%	0%	0%
Lost All/Some income	77%	77%	86%	N/A	85%	86%	81%	86%	89%	90%	86%	84%	87%	90%	81%	87%	82%	85%	88%
Don't know/refused	1%	1%	1%	N/A	1%	0%	1%	0%	0%	1%	0%	1%	0%	0%	1%	1%	0%	0%	0%

Impact on Income: Amount

Q15. Since the start of the pandemic, how much of a loss of income has your household experienced,? Would you say it is large, moderate or small? If you don't currently have an income please say..

					Gender		Age					Household location		Monthly Income		Children Under age 5 in Household		Missed Health Care Visit	
	All Countries	Western	S3	S2	Male	Female	18-25	26-35	36-45	46-55	56+	Urban	Rural	Low Income	High Income	Yes	No	Since Aug	Since Pandemic start
Base: All who lost some income	14065	4849	918	N/A	460	457	229	333	215	98	44	405	513	236	157	601	304	118	41
Large	27%	28%	33%	N/A	34%	32%	29%	31%	39%	39%	24%	37%	30%	48%	17%	36%	28%	43%	23%
Moderate	55%	51%	62%	N/A	59%	64%	63%	65%	57%	57%	66%	58%	64%	47%	76%	59%	65%	55%	71%
Small	18%	21%	5%	N/A	6%	4%	7%	4%	4%	5%	7%	4%	6%	4%	7%	4%	7%	3%	6%
Don't have an income	0%	0%	0%	N/A	0%	0%	0%	0%	0%	0%	2%	0%	0%	0%	0%	0%	0%	0%	0%
Don't know	0%	0%	0%	N/A	0%	0%	0%	0%	0%	0%	0%	0%	0%	0%	0%	0%	0%	0%	0%
Refused	0%	0%	0%	N/A	0%	0%	0%	0%	0%	0%	0%	0%	0%	0%	0%	0%	0%	0%	0%

Impact on unpaid work

Q16. Since the crisis began, have you had a change in your hours spent on unpaid work, such as child care, care of the elderly and housework?

					Gender		Age					Household location		Monthly Income		Children Under age 5 in Household		Missed Health Care Visit	
	All Countries	Western	S3	S2	Male	Female	18-25	26-35	36-45	46-55	56+	Urban	Rural	Low Income	High Income	Yes	No	Since Aug	Since Pandemic start
Base: All	22800	7200	1200	1200	598	602	317	429	271	121	62	542	658	312	212	778	410	168	53
More hours	32%	29%	51%	20%	49%	54%	50%	47%	55%	58%	53%	54%	49%	57%	29%	57%	41%	47%	60%
Less hours	29%	33%	23%	59%	24%	22%	21%	27%	23%	19%	13%	22%	24%	17%	49%	16%	35%	34%	18%
No change in hours	38%	36%	24%	19%	26%	23%	26%	24%	21%	21%	33%	23%	25%	23%	22%	25%	24%	19%	20%
Don't know	2%	2%	2%	3%	2%	2%	2%	2%	1%	1%	1%	2%	1%	3%	0%	2%	1%	0%	2%

Receipt of government assistance

Q17. Have you received any food, cash or other support from the government, in the past month that you did not receive before the COVID crisis? If so, which type of support?

					Gender		Age					Household location		Monthly Income		Children Under age 5 in Household		Missed Health Care Visit	
	All Countries	Western	S3	S2	Male	Female	18-25	26-35	36-45	46-55	56+	Urban	Rural	Low Income	High Income	Yes	No	Since Aug	Since Pandemic start
Base: All	21600	7200	1200	1200	598	602	317	429	271	121	62	542	658	312	212	778	410	168	53
No, none	87%	79%	76%	37%	78%	74%	80%	75%	71%	76%	82%	81%	72%	76%	65%	80%	69%	75%	81%
Yes – food	5%	8%	21%	53%	18%	23%	18%	21%	24%	20%	18%	17%	24%	22%	27%	17%	26%	20%	17%
Yes – cash	2%	1%	1%	1%	1%	0%	1%	0%	1%	2%	0%	1%	1%	1%	1%	1%	0%	0%	0%
Yes – Personal Protective Equipment (PPEs) e.g. masks	3%	4%	3%	6%	3%	3%	3%	4%	3%	1%	3%	3%	3%	4%	6%	2%	5%	5%	5%
Yes – hygiene supplies e.g. soap/chlorine/veronica buckets	2%	3%	3%	14%	3%	4%	3%	4%	4%	2%	3%	2%	5%	5%	7%	3%	4%	4%	5%
Yes –free/subsidized services e.g. water/electricity/fuel	4%	11%	3%	23%	3%	3%	2%	2%	4%	7%	0%	2%	4%	2%	5%	2%	5%	6%	7%

Food Security

Q13a-f. In the past 7 days, have you or someone in your household experienced any of the following at any point? - Yes Summary Table

					Gender		Age					Household location		Monthly Income		Children Under age 5 in Household		Missed Health Care Visit	
	All Countries	Western	S3	S2	Male	Female	18-25	26-35	36-45	46-55	56+	Urban	Rural	Low Income	High Income	Yes	No	Since Aug	Since Pandemic start
Base: All	22800	7200	1200	N/A	598	602	317	429	271	121	62	542	658	312	212	778	410	168	53
Any experience	81%	80%	85%	N/A	82%	87%	85%	86%	86%	86%	71%	85%	84%	87%	80%	84%	85%	92%	97%
been unable to buy the amount of food you usually buy because your income has dropped?	63%	61%	68%	N/A	64%	73%	66%	69%	69%	74%	58%	70%	67%	75%	55%	70%	66%	75%	89%
been unable to buy the amount of food you usually buy because the price was too high?	64%	64%	68%	N/A	65%	71%	68%	68%	67%	71%	64%	67%	69%	71%	54%	70%	63%	75%	86%
had difficulties in buying food due to most food markets being closed?	38%	43%	57%	N/A	55%	59%	54%	59%	57%	59%	51%	57%	57%	60%	47%	57%	57%	70%	80%
been unable to buy the amount of food you usually buy because of shortages in the markets you buy from?	45%	50%	56%	N/A	53%	59%	56%	56%	55%	62%	49%	56%	56%	61%	44%	55%	58%	67%	65%
had difficulties in going to food markets due to mobility restrictions imposed by the government	38%	40%	52%	N/A	49%	54%	51%	54%	52%	48%	46%	53%	50%	51%	39%	51%	51%	66%	78%
had to reduce the number of meals and/or the portion of each meal you would usually eat	48%	46%	40%	N/A	39%	41%	38%	39%	42%	40%	44%	43%	38%	44%	44%	39%	39%	49%	42%

Impact on health

9

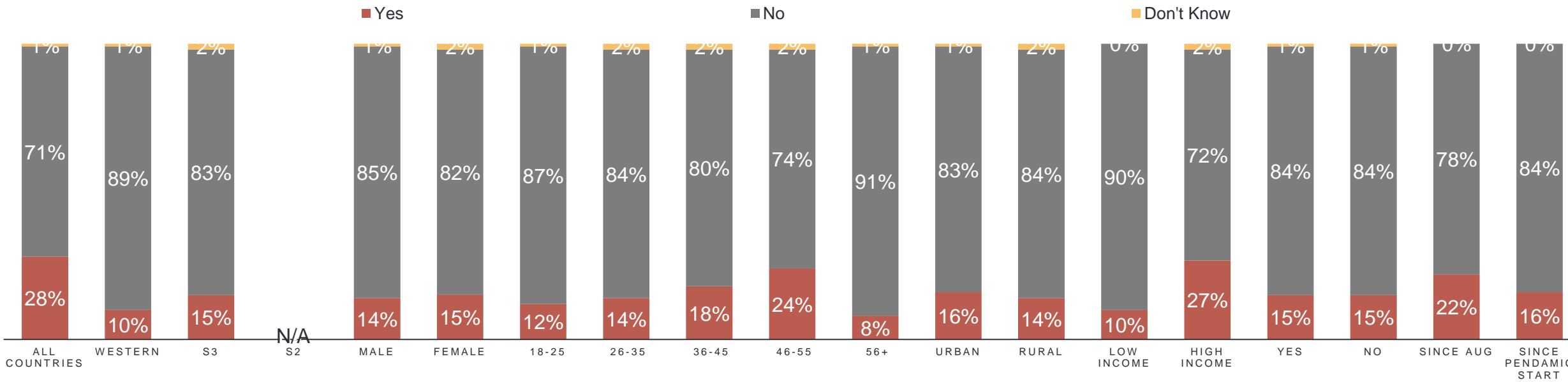
Reported incidence of contracting COVID-19: Combined

Q28_Q29 COMBINE. Have you/anyone in your household had COVID 19?

					Gender		Age					Household location		Monthly Income		Children Under age 5 in Household		Missed Health Care Visit	
	All Countries	Western	S3	S2	Male	Female	18-25	26-35	36-45	46-55	56+	Urban	Rural	Low Income	High Income	Yes	No	Since Aug	Since Pandemic start
Base: All	22800	7200	1200	1200	598	602	317	429	271	121	62	542	658	312	212	778	410	168	53
Yes, confirmed by health care professional/tested positive	5%	1%	2%	1%	2%	1%	1%	1%	2%	2%	6%	2%	1%	1%	2%	2%	2%	4%	2%
Yes, I'm sure I have but not confirmed	1%	0%	0%	1%	1%	0%	1%	0%	0%	0%	0%	0%	0%	0%	0%	0%	0%	1%	0%
I'm not sure, but I think so	1%	1%	1%	1%	2%	1%	1%	1%	2%	1%	2%	1%	1%	2%	1%	1%	1%	3%	3%
I'm not sure, but I don't think so	4%	4%	13%	11%	11%	15%	10%	15%	16%	12%	4%	11%	15%	6%	24%	10%	19%	17%	15%
No	89%	94%	82%	86%	84%	80%	86%	80%	77%	85%	87%	83%	81%	91%	71%	86%	76%	76%	80%
Don't know	0%	0%	2%	0%	1%	2%	1%	2%	2%	1%	1%	1%	2%	0%	2%	1%	1%	0%	0%
Yes, confirmed/Yes, I'm sure but not confirmed (COMBINED)	6%	1%	2%	2%	3%	1%	2%	1%	2%	2%	6%	3%	1%	1%	2%	2%	2%	4%	2%

Know someone who tested positive for COVID-19

Q32. Do you personally know someone who has tested positive for COVID-19? ASK ALL WHO DO NOT SAY THEY/A HOUSEHOLD MEMBER HAS HAD A POSITIVE TEST FOR COVID-19 AT Q28/Q29 (ASK FOR Q28 CODES 2-6 AND Q29 CODES 2-6)



All countries surveyed	Region	Senegal Survey Comparison	Gender	Age	Household location	Monthly Income	Children Under age 5 in Household	Missed Health Care Visit
SENEGAL FEBRUARY 2021								

Impact on health care: Have you or someone in your household skipped/delayed a health care visit since the start of the pandemic

Combining Q18 and Q21:

- Q18: Have you personally delayed, skipped or been unable to complete health care visits since the COVID-19 crisis?
- Q21: Has any other person in your household delayed, skipped or been unable to complete health care visits since the COVID-19 crisis?

					Gender		Age					Household location		Monthly Income		Children Under age 5 in Household		Missed Health Care Visit	
	All Countries	Western	S3	S2	Male	Female	18-25	26-35	36-45	46-55	56+	Urban	Rural	Low Income	High Income	Yes	No	Since Aug	Since Pandemic start
Base: All	22800	7200	1200	1200	598	602	317	429	271	121	62	542	658	312	212	778	410	168	53
Yes	27%	16%	18%	13%	18%	19%	16%	18%	23%	14%	19%	20%	17%	20%	19%	18%	19%	100%	100%
No – have not delayed/skipped or been unable to complete health care visits	37%	44%	50%	39%	49%	51%	51%	52%	47%	50%	51%	45%	54%	55%	26%	52%	47%	0%	0%
No – have not needed health care visits	35%	38%	30%	40%	31%	28%	31%	28%	29%	34%	30%	33%	27%	22%	53%	28%	33%	0%	0%
Don't know	1%	2%	2%	8%	2%	2%	2%	2%	1%	2%	0%	2%	2%	2%	2%	1%	1%	0%	0%

Impact on health care: Have you or someone in your household skipped/delayed a health care visit since the start of the pandemic (rebased to those needing health care)

Combining Q18 and Q21:

- Q18: Have you personally delayed, skipped or been unable to complete health care visits since the COVID-19 crisis?
- Q21: Has any other person in your household delayed, skipped or been unable to complete health care visits since the COVID-19 crisis?

					Gender		Age					Household location		Monthly Income		Children Under age 5 in Household		Missed Health Care Visit	
	All Countries	Western	S3	S2	Male	Female	18-25	26-35	36-45	46-55	56+	Urban	Rural	Low Income	High Income	Yes	No	Since Aug	Since Pandemic start
Base: All excluding those who did not need health care visits	14798	4456	845	719	410	434	218	310	193	80	44	361	484	242	100	557	275	168	53
Yes	41%	27%	26%	22%	26%	27%	23%	25%	33%	22%	27%	30%	23%	25%	41%	26%	28%	100%	100%
No – have not delayed/skipped or been unable to complete health care visits	57%	71%	71%	65%	72%	71%	73%	72%	65%	75%	73%	68%	74%	71%	54%	72%	70%	0%	0%
No – have not needed health care visits	0%	0%	0%	0%	0%	0%	0%	0%	0%	0%	0%	0%	0%	0%	0%	0%	0%	0%	0%
Don't know	2%	2%	3%	13%	2%	3%	3%	3%	2%	3%	0%	2%	3%	3%	5%	2%	2%	0%	0%

Impact on health care: Have you or someone in your household skipped/delayed a health care visit in the last six months (rebased to those needing health care)

Combining Q18 and Q21:

- Q18: Have you personally delayed, skipped or been unable to complete health care visits since the COVID-19 crisis?
- Q21: Has any other person in your household delayed, skipped or been unable to complete health care visits since the COVID-19 crisis?

					Gender		Age					Household location		Monthly Income		Children Under age 5 in Household		Missed Health Care Visit	
	All Countries	Western	S3	S2	Male	Female	18-25	26-35	36-45	46-55	56+	Urban	Rural	Low Income	High Income	Yes	No	Since Aug	Since Pandemic start
Base: All excluding those who did not need health care visits	14517	2952	823	N/A	401	422	211	301	190	78	44	353	470	234	95	547	270	168	53
Yes, skipped or delayed in the last six months	32%	21%	20%	N/A	19%	21%	19%	21%	22%	18%	19%	23%	19%	22%	40%	19%	24%	100%	0%

Timing of delayed, skipped or unable to complete health care visit (personal and household)

Combined Q20 and Q23:

- Q20: When was the last time you personally delayed, skipped or were unable to complete a health care visit? ASK ALL WHO PERSONALLY MISSED HEALTH CARE VISITS (Q18, CODE 1)
- Q23: When was the last time any other person in your household delayed, skipped or was unable to complete a health care visit? ASK ALL WHO SAY ANOTHER PERSON IN THEIR HOUSEHOLD MISSED HEALTH CARE VISITS (Q21, CODE 1)

					Gender		Age					Household location		Monthly Income		Children Under age 5 in Household		Missed Health Care Visit	
	All Countries	Western	S3	S2	Male	Female	18-25	26-35	36-45	46-55	56+	Urban	Rural	Low Income	High Income	Yes	No	Since Aug	Since Pandemic start
Base: All who say they or another person in their household delayed, skipped or incomplete health care visits	6123	1186	221	N/A	106	116	51	78	63	17#	12#	108	113	61	41	144	77	168	53
Within the last month	27%	26%	23%	N/A	21%	25%	18%	23%	20%	44%	24%	24%	21%	32%	15%	27%	15%	30%	0%
Over 1 month ago, but within last 3 months	28%	27%	26%	N/A	21%	31%	38%	25%	24%	4%	24%	24%	28%	29%	51%	22%	33%	34%	0%
Over 3 months ago, but within last 6 months	20%	23%	27%	N/A	32%	23%	24%	34%	21%	32%	22%	26%	28%	21%	27%	22%	36%	36%	0%
Over 6 months ago, but within last 9 months	11%	11%	13%	N/A	13%	14%	9%	10%	21%	5%	23%	13%	14%	9%	2%	15%	10%	0%	56%
Over 9 months ago, but within last 12 months	8%	6%	7%	N/A	10%	3%	8%	5%	8%	10%	0%	8%	5%	3%	2%	8%	4%	0%	27%
Longer than 12 months ago	4%	4%	2%	N/A	2%	2%	0%	1%	5%	0%	8%	2%	2%	6%	2%	4%	0%	0%	10%
Don't know	2%	2%	2%	N/A	2%	2%	4%	1%	0%	5%	0%	2%	1%	0%	0%	2%	1%	0%	6%

Reason for delayed, skipped or unable to complete health care visits in the last six months: Personal or Household

Q24. Why have you or another person in your household delayed, skipped or been unable to complete health care visits since the COVID-19 crisis? (OPEN END WITH PRECODES, DO NOT READ RESPONSES, CODE ALL MENTIONS): ASK ALL WHO SAY THEY OR ANOTHER PERSON IN THEIR HOUSEHOLD MISSED HEALTH CARE VISITS (Q18, CODE 1 OR Q21, CODE 1)

					Gender		Age					Household location		Monthly Income		Children Under age 5 in Household		Missed Health Care Visit	
	All Countries	Western	S3	S2	Male	Female	18-25	26-35	36-45	46-55	56+	Urban	Rural	Low Income	High Income	Yes	No	Since Aug	Since Pandemic start
Base: All who say they or another person in their household delayed, skipped or incomplete health care visits in the last six months	4440	465	166	N/A	77	90	39	64	41	14#	8#	81	85	49	38	101	65	166	0
Worried about catching COVID-19	27%	19%	29%	N/A	29%	29%	18%	35%	30%	31%	23%	30%	28%	22%	19%	23%	39%	29%	0%
Health facility disruption	22%	13%	17%	N/A	15%	18%	9%	15%	24%	24%	10%	14%	19%	15%	26%	17%	16%	17%	0%
Cost/affordability	21%	23%	15%	N/A	13%	17%	19%	17%	11%	13%	12%	15%	16%	28%	9%	20%	8%	15%	0%
Caretaker responsibilities	6%	10%	12%	N/A	13%	11%	15%	15%	8%	0%	10%	12%	11%	17%	13%	12%	12%	12%	0%
Mobility restrictions/transport challenges	18%	8%	6%	N/A	9%	4%	9%	5%	6%	7%	0%	3%	9%	9%	4%	7%	5%	6%	0%
Self-isolating with suspected COVID-19	2%	3%	1%	N/A	3%	0%	4%	1%	0%	0%	0%	2%	1%	0%	2%	2%	1%	1%	0%
Other	23%	41%	37%	N/A	37%	37%	47%	34%	30%	31%	56%	42%	32%	33%	40%	37%	38%	37%	0%

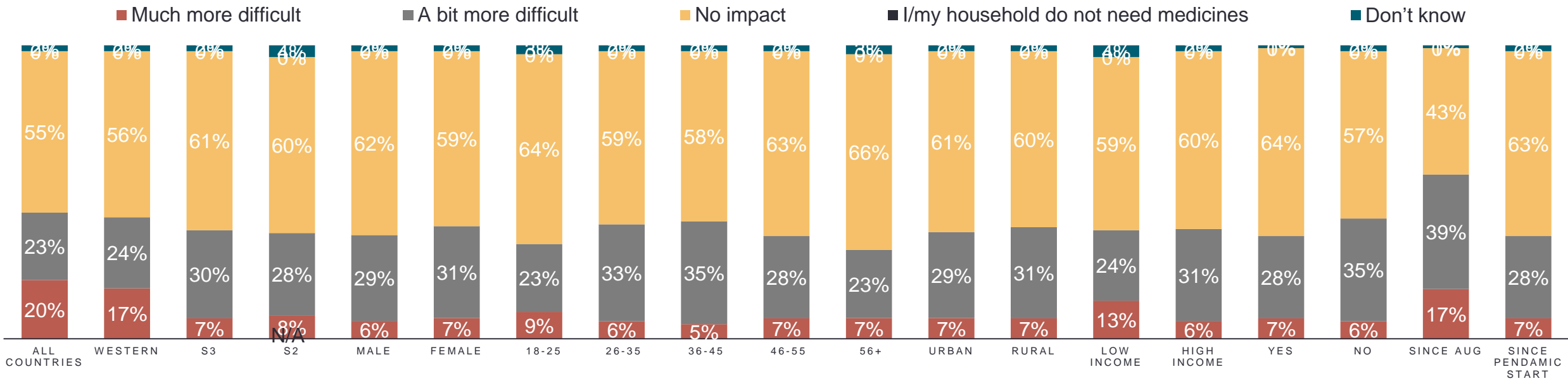
Purpose of delayed, skipped or unable to complete health care visits in last 6 months (personal)

Q19. And do you mind if I ask what those delayed, missed or not completed health care visits were for? delayed, missed or not completed health care visits were for? (ASK ALL WHO PERSONALLY MISSED HEALTH CARE VISITS (Q18, CODE 1))

					Gender		Age					Household location		Monthly Income		Children Under age 5 in Household		Missed Health Care Visit	
	All Countries	Western	S3	S2	Male	Female	18-25	26-35	36-45	46-55	56+	Urban	Rural	Low Income	High Income	Yes	No	Since Aug	Since Pandemic start
Base: All who have personally delayed, skipped or incomplete health care visits	3615	852	136	N/A	60	76	31	47	36	13#	9#	60	77	39	27#	81	56	115	21#
Diagnostic services/symptoms	24%	25%	47%	N/A	52%	43%	43%	67%	35%	26%	38%	54%	42%	43%	42%	48%	46%	46%	55%
General/routine check-up	34%	46%	32%	N/A	37%	28%	34%	26%	33%	46%	30%	30%	33%	35%	47%	31%	33%	32%	33%
Reproductive, maternal, newborn, child health	14%	15%	16%	N/A	7%	23%	18%	17%	14%	0%	30%	16%	16%	16%	16%	18%	12%	15%	18%
Non-communicable diseases	18%	10%	15%	N/A	14%	15%	3%	10%	17%	28%	52%	19%	11%	12%	7%	12%	18%	17%	0%
Suspected COVID	2%	3%	6%	N/A	10%	4%	3%	8%	7%	14%	0%	2%	10%	7%	6%	3%	11%	7%	4%
Vaccinations	3%	5%	3%	N/A	4%	2%	6%	2%	5%	0%	0%	3%	3%	7%	0%	4%	2%	4%	0%
Communicable diseases	15%	15%	1%	N/A	3%	0%	0%	0%	2%	6%	0%	1%	1%	0%	0%	2%	0%	1%	4%
No Response	4%	2%	1%	N/A	0%	1%	3%	0%	0%	0%	0%	2%	0%	2%	0%	0%	2%	1%	0%

Had difficulty getting medications (rebased to those needing medication)

Q25. Thinking about the last 3 months, has the COVID-19 crisis made it more difficult to obtain medications you need for you or your household or has it had no impact? If you do not need medications, please say so.



All countries surveyed	Region	Senegal Survey Comparison	Gender	Age	Household location	Monthly Income	Children Under age 5 in Household	Missed Health Care Visit
			SENEGAL FEBRUARY 2021					

Impact on mental health – several days or more

Q26. How often have you experienced the following over the last 2 weeks?

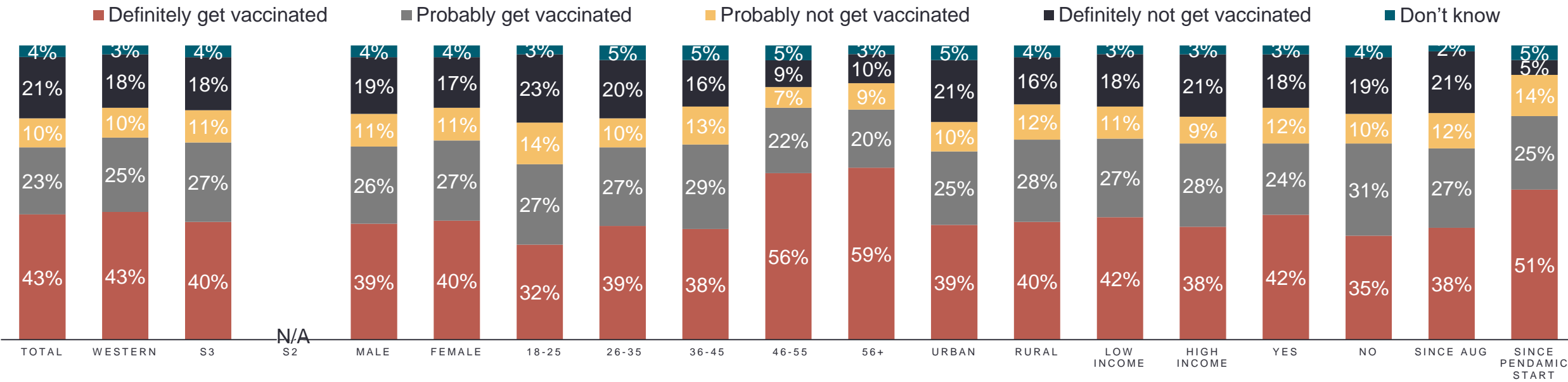
					Gender		Age					Household location		Monthly Income		Children Under age 5 in Household		Missed Health Care Visit	
	All Countries	Western	S3	S2	Male	Female	18-25	26-35	36-45	46-55	56+	Urban	Rural	Low Income	High Income	Yes	No	Since Aug	Since Pandemic start
BASE	22800	7200	1200	1200	598	602	317	429	271	121	62#	542	658	312	212	778	410	168	53
I had trouble falling or staying asleep because I was thinking about the coronavirus	12%	13%	6%	12%	5%	7%	5%	5%	6%	7%	10%	7%	5%	6%	9%	6%	6%	13%	5%
I felt dizzy, lightheaded, or faint, when I read or listened to news about the coronavirus	9%	11%	6%	15%	5%	7%	6%	5%	7%	8%	10%	8%	5%	9%	5%	7%	4%	13%	10%
I lost interest in eating when I thought about or was exposed to information about the coronavirus	9%	12%	5%	11%	4%	6%	4%	4%	5%	8%	8%	5%	4%	6%	10%	5%	5%	11%	1%
I felt paralyzed or frozen when I thought about or was exposed to information about the coronavirus	9%	11%	5%	11%	4%	6%	5%	5%	3%	6%	6%	6%	4%	3%	10%	4%	5%	11%	5%
I felt nauseous or had stomach problems when I thought about or was exposed to information about the coronavirus	7%	8%	3%	9%	2%	4%	3%	2%	4%	4%	6%	4%	2%	3%	6%	3%	4%	9%	3%

Vaccines

10

Likelihood to get vaccinated for COVID-19

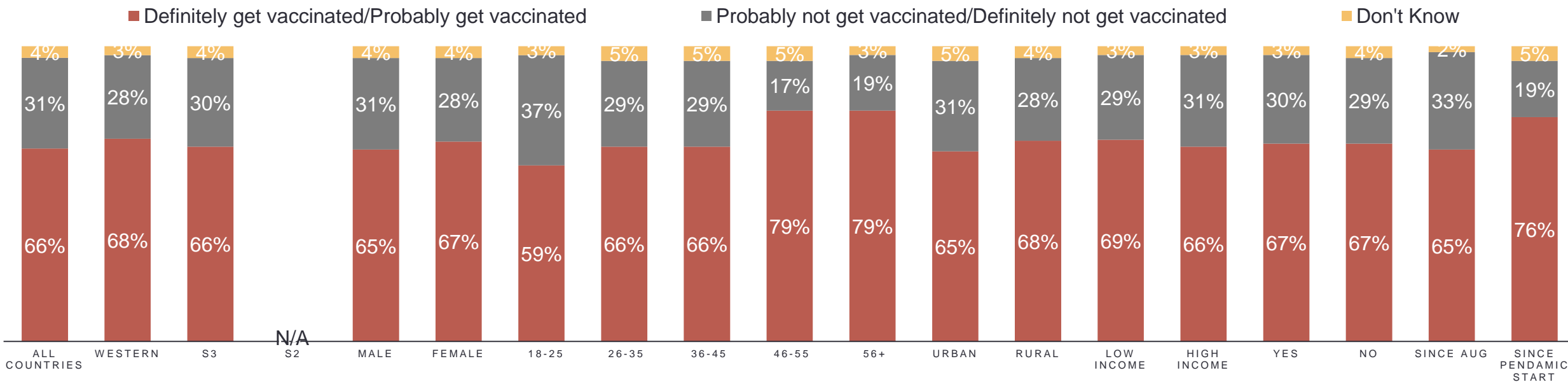
Q33. If a safe and approved vaccine against COVID-19 were to become available, how likely would you be to get vaccinated? Please tell me if you would definitely get vaccinated against COVID-19, probably get vaccinated, probably not get vaccinated or definitely not get vaccinated against COVID-19?



All countries surveyed	Region	Senegal Survey Comparison	Gender	Age	Household location	Monthly Income	Children Under age 5 in Household	Missed Health Care Visit
			SENEGAL FEBRUARY 2021					

Likelihood to get vaccinated for COVID-19

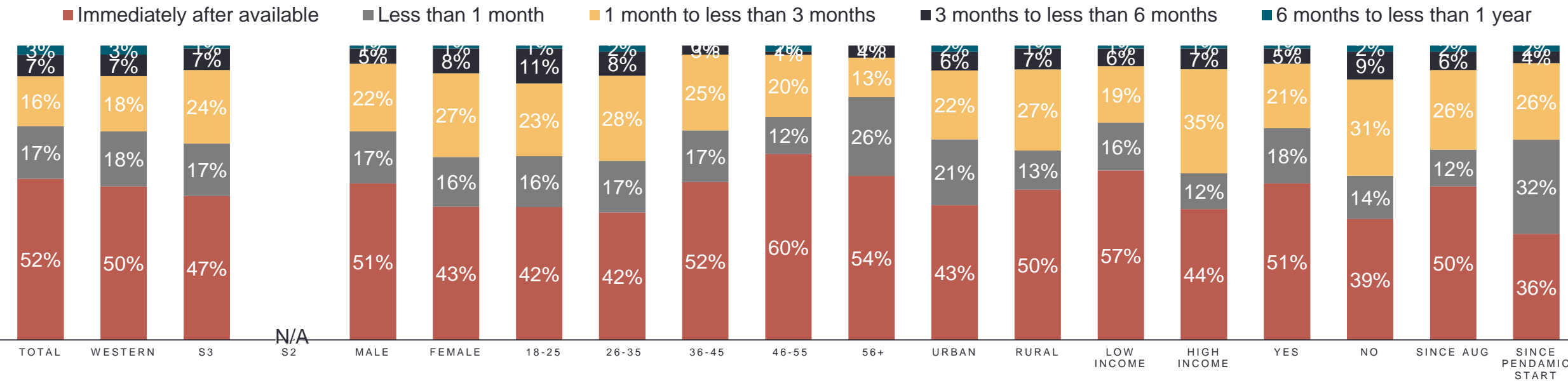
Q33. If a safe and approved vaccine against COVID-19 were to become available, how likely would you be to get vaccinated? Please tell me if you would definitely get vaccinated against COVID-19, probably get vaccinated, probably not get vaccinated or definitely not get vaccinated against COVID-19?



All countries surveyed	Region	Senegal Survey Comparison	Gender	Age	Household location	Monthly Income	Children Under age 5 in Household	Missed Health Care Visit
			SENEGAL FEBRUARY 2021					

Reported timing for getting vaccinated

Q34. How soon after a safe and approved COVID-19 vaccine becomes available and the vaccine is available to all, would you become vaccinated?
 ASK ALL WHO SAY THEY WOULD DEFINITELY/PROBABLY GET VACCINATED AGAINST COVID-19 (Q33, CODES 1 OR 2)

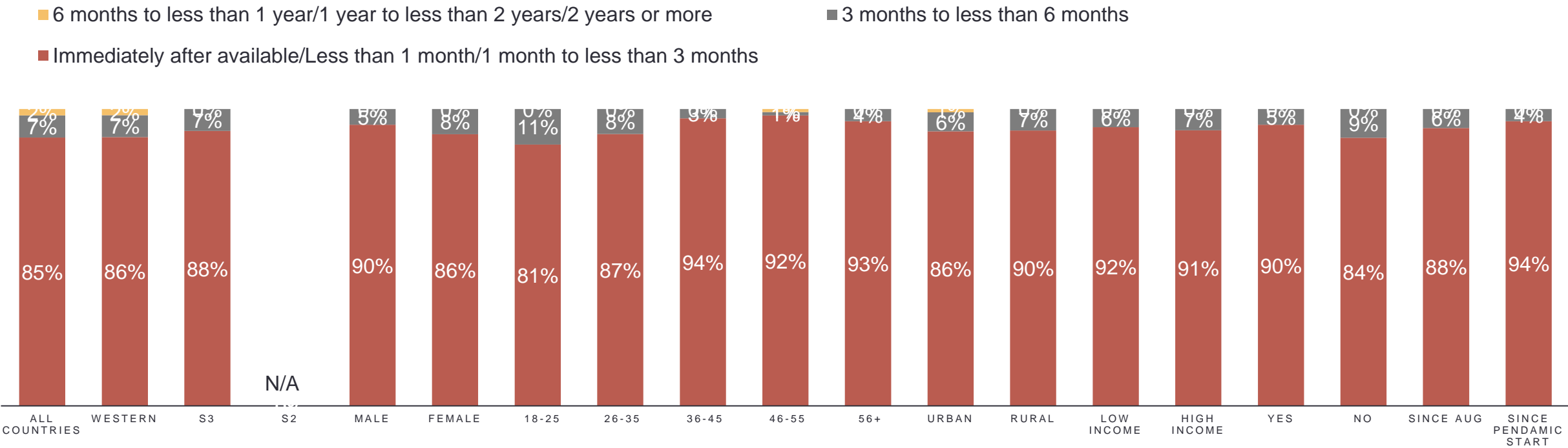


All countries surveyed	Region	Senegal Survey Comparison	Gender	Age	Household location	Monthly Income	Children Under age 5 in Household	Missed Health Care Visit
			SENEGAL FEBRUARY 2021					



Reported timing for getting vaccinated

Q34. How soon after a safe and approved COVID-19 vaccine becomes available and the vaccine is available to all, would you become vaccinated?
 ASK ALL WHO SAY THEY WOULD DEFINITELY/PROBABLY GET VACCINATED AGAINST COVID-19 (Q33, CODES 1 OR 2)



All countries surveyed	Region	Senegal Survey Comparison	Gender	Age	Household location	Monthly Income	Children Under age 5 in Household	Missed Health Care Visit
			SENEGAL FEBRUARY 2021					

Reasons for not getting vaccinated

Q35. And what are the reasons for not wanting to take a safe and approved vaccine against COVID-19? (OPEN END WITH PRECODES, DO NOT READ RESPONSES, CODE ALL MENTIONS) - ASK ALL WHO SAY THEY WOULD DEFINITELY/PROBABLY NOT GET VACCINATED AGAINST COVID-19

					Gender		Age					Household location		Monthly Income		Children Under age 5 in Household		Missed Health Care Visit	
	All Countries	Western	S3	S2	Male	Female	18-25	26-35	36-45	46-55	56+	Urban	Rural	Low Income	High Income	Yes	No	Since Aug	Since Pandemic start
Base: All who say they would definitely/probably not get vaccinated against COVID-19	6976	2033	354	N/A	183	171	118	126	79	20#	12#	167	187	89	65	234	120	55	10#
I do not yet know enough about the vaccine to make a decision	31%	35%	51%	N/A	49%	53%	53%	49%	51%	44%	53%	48%	53%	49%	41%	56%	40%	58%	63%
Approval/Development for the vaccine may be rushed and it may not be thoroughly tested	14%	18%	20%	N/A	17%	23%	16%	20%	26%	21%	25%	23%	18%	25%	22%	22%	17%	24%	27%
I do not feel I am at risk of catching the virus	22%	28%	17%	N/A	18%	15%	13%	18%	23%	13%	7%	15%	19%	16%	21%	16%	18%	9%	0%
I believe vaccines can give you the disease they are designed to protect you against	18%	21%	14%	N/A	12%	16%	14%	16%	11%	18%	0%	14%	14%	10%	23%	11%	20%	12%	8%
I do not believe that the virus exists	12%	12%	9%	N/A	10%	8%	11%	8%	8%	8%	24%	12%	7%	11%	4%	9%	10%	3%	9%
Lack of trust i.e vaccine, Government	8%	4%	7%	N/A	8%	6%	7%	7%	6%	13%	7%	8%	6%	6%	3%	6%	9%	6%	0%
Vaccines go against my religious beliefs	5%	5%	5%	N/A	4%	7%	5%	4%	5%	9%	16%	4%	6%	9%	7%	4%	7%	6%	9%
I am confident there will be other effective treatments soon	10%	11%	5%	N/A	4%	6%	2%	8%	5%	5%	9%	4%	6%	2%	8%	5%	6%	5%	10%
Afraid of injections	1%	1%	0%	N/A	1%	0%	1%	0%	1%	0%	0%	0%	0%	1%	0%	1%	0%	1%	0%
The vaccine is killing people/it is a deadly vaccine	1%	0%	0%	N/A	0%	1%	1%	0%	0%	0%	0%	0%	0%	1%	0%	0%	0%	0%	0%

Behavior & protective measures

11

Contact with others: in household

Q27. Over the last 24 hours how many people have you had contact with? Please include people you have been within two meters of and exchanged at least a few words OR had physical contact with. Please do not include people whom you have only passed by on the street, while using public transportation, or in a market without speaking to. We would like you to think about the following settings...?

a) People within your household (INTERVIEWER: This means people within the respondents' household, not visitors)

					Gender		Age					Household location		Monthly Income		Children Under age 5 in Household		Missed Health Care Visit	
	All Countries	Western	S3	S2	Male	Female	18-25	26-35	36-45	46-55	56+	Urban	Rural	Low Income	High Income	Yes	No	Since Aug	Since Pandemic start
Base: All	22800	7200	1200	1200	598	602	317	429	271	121	62	542	658	312	212	778	410	168	53
0	6%	5%	6%	3%	9%	4%	8%	5%	6%	5%	8%	9%	4%	7%	4%	6%	8%	4%	3%
1-2	13%	11%	5%	3%	5%	5%	8%	3%	4%	4%	4%	6%	4%	7%	2%	4%	6%	4%	6%
3-5	36%	28%	17%	15%	15%	19%	16%	18%	17%	17%	11%	19%	15%	21%	12%	13%	23%	18%	15%
6-10	30%	33%	39%	44%	37%	41%	36%	44%	37%	37%	29%	40%	39%	35%	36%	39%	40%	43%	38%
11-20	10%	16%	28%	26%	29%	28%	25%	25%	34%	33%	39%	22%	33%	24%	44%	34%	19%	27%	34%
21+	2%	3%	2%	3%	2%	2%	2%	2%	1%	3%	6%	2%	2%	2%	1%	3%	1%	2%	0%
Don't Know	2%	3%	3%	6%	4%	2%	5%	2%	1%	1%	3%	3%	3%	4%	2%	2%	4%	1%	3%

Contact with others: visiting household or compound

Q27. Over the last 24 hours how many people have you had contact with? Please include people you have been within two meters of and exchanged at least a few words OR had physical contact with. Please do not include people whom you have only passed by on the street, while using public transportation, or in a market without speaking to. We would like you to think about the following settings...?

b) People visiting your household or compound

					Gender		Age					Household location		Monthly Income		Children Under age 5 in Household		Missed Health Care Visit	
	All Countries	Western	S3	S2	Male	Female	18-25	26-35	36-45	46-55	56+	Urban	Rural	Low Income	High Income	Yes	No	Since Aug	Since Pandemic start
Base: All	22800	7200	1200	1200	598	602	317	429	271	121	62	542	658	312	212	778	410	168	53
0	39%	29%	34%	20%	32%	36%	39%	32%	32%	34%	36%	38%	31%	41%	29%	34%	36%	39%	36%
1-2	14%	12%	11%	11%	14%	9%	11%	11%	11%	13%	12%	13%	11%	13%	8%	13%	9%	17%	14%
3-5	16%	16%	15%	14%	13%	17%	16%	17%	14%	12%	13%	15%	16%	13%	12%	17%	12%	13%	26%
6-10	12%	15%	14%	18%	12%	15%	11%	12%	16%	18%	16%	10%	17%	10%	25%	13%	15%	12%	14%
11-20	6%	9%	6%	10%	8%	5%	5%	7%	6%	10%	5%	4%	8%	6%	9%	7%	6%	3%	3%
21+	3%	4%	1%	2%	2%	0%	1%	0%	2%	2%	0%	1%	1%	2%	1%	1%	1%	1%	0%
Don't Know	9%	15%	18%	25%	19%	17%	17%	20%	20%	11%	18%	21%	16%	16%	16%	15%	22%	14%	8%

Contact with others: at work, school or university

Q27. Over the last 24 hours how many people have you had contact with? Please include people you have been within two meters of and exchanged at least a few words OR had physical contact with. Please do not include people whom you have only passed by on the street, while using public transportation, or in a market without speaking to. We would like you to think about the following settings...?

c) People at work, school or university

					Gender		Age					Household location		Monthly Income		Children Under age 5 in Household		Missed Health Care Visit	
	All Countries	Western	S3	S2	Male	Female	18-25	26-35	36-45	46-55	56+	Urban	Rural	Low Income	High Income	Yes	No	Since Aug	Since Pandemic start
Base: All	22800	7200	1200	1200	598	602	317	429	271	121	62	542	658	312	212	778	410	168	53
0	37%	25%	33%	18%	24%	42%	33%	30%	31%	41%	45%	35%	31%	33%	29%	36%	28%	32%	38%
1-2	6%	6%	5%	4%	6%	4%	5%	5%	6%	5%	0%	5%	5%	6%	4%	5%	4%	8%	7%
3-5	12%	14%	10%	15%	13%	7%	10%	11%	9%	7%	11%	10%	10%	11%	4%	10%	10%	10%	5%
6-10	13%	16%	19%	19%	19%	19%	21%	21%	14%	20%	14%	15%	22%	18%	22%	18%	22%	23%	18%
11-20	10%	11%	9%	9%	12%	6%	9%	8%	11%	8%	5%	7%	11%	7%	15%	9%	9%	7%	11%
21+	11%	11%	4%	3%	5%	3%	3%	4%	5%	4%	2%	5%	3%	4%	3%	5%	3%	6%	8%
Don't Know	12%	17%	21%	31%	22%	20%	19%	21%	24%	16%	23%	24%	18%	21%	23%	17%	26%	14%	13%

Contact with others: in other places

Q27. Over the last 24 hours how many people have you had contact with? Please include people you have been within two meters of and exchanged at least a few words OR had physical contact with. Please do not include people whom you have only passed by on the street, while using public transportation, or in a market without speaking to. We would like you to think about the following settings...?

d) People in other places

					Gender		Age					Household location		Monthly Income		Children Under age 5 in Household		Missed Health Care Visit	
	All Countries	Western	S3	S2	Male	Female	18-25	26-35	36-45	46-55	56+	Urban	Rural	Low Income	High Income	Yes	No	Since Aug	Since Pandemic start
Base: All	22800	7200	1200	1200	598	602	317	429	271	121	62	542	658	312	212	778	410	168	53
0	39%	30%	39%	25%	36%	42%	44%	36%	38%	42%	42%	41%	38%	44%	35%	40%	39%	48%	37%
1-2	8%	6%	5%	7%	5%	4%	3%	5%	4%	6%	7%	5%	4%	5%	3%	5%	3%	4%	10%
3-5	11%	10%	7%	8%	6%	8%	7%	8%	4%	11%	5%	6%	8%	5%	7%	7%	6%	6%	10%
6-10	11%	12%	11%	10%	11%	12%	9%	12%	12%	9%	16%	9%	13%	7%	16%	12%	11%	10%	19%
11-20	8%	8%	5%	8%	7%	4%	3%	6%	6%	5%	4%	4%	6%	3%	10%	6%	4%	5%	8%
21+	7%	8%	2%	3%	3%	0%	2%	2%	2%	3%	1%	2%	2%	3%	1%	2%	2%	1%	3%
Don't Know	16%	26%	31%	39%	31%	31%	33%	31%	34%	24%	25%	34%	29%	34%	28%	27%	36%	27%	11%

Incidence of travel

Q47. Did you travel outside of your city/town/village because of the December/January holidays?

					Gender		Age					Household location		Monthly Income		Children Under age 5 in Household		Missed Health Care Visit	
	All Countries	Western	S3	S2	Male	Female	18-25	26-35	36-45	46-55	56+	Urban	Rural	Low Income	High Income	Yes	No	Since Aug	Since Pandemic start
Base: All	22800	7200	1200	N/A	598	602	317	429	271	121	62	542	658	312	212	778	410	168	53
Yes	25%	26%	28%	N/A	30%	26%	27%	31%	26%	27%	20%	24%	30%	28%	26%	26%	31%	35%	23%
No	75%	73%	71%	N/A	69%	72%	72%	67%	72%	71%	79%	74%	67%	72%	72%	73%	68%	65%	77%
No response	0%	0%	2%	N/A	1%	2%	1%	2%	2%	2%	1%	1%	2%	0%	3%	0%	1%	0%	0%

THANK YOU.

Appendix: Regional Distribution Table

	Country	Sex		Age					Urbanicity	
	Total	Male	Female	18-25	26-35	36-45	46-55	56+	Urban	Rural
Dakar	23%	25%	21%	26%	21%	23%	21%	27%	47%	4%
Diourbel	11%	10%	12%	12%	11%	11%	6%	14%	5%	16%
Fatick	5%	5%	6%	5%	5%	7%	5%	0%	2%	8%
Kaffrine	4%	4%	4%	2%	4%	6%	4%	9%	2%	6%
Kaolack	7%	7%	7%	7%	8%	8%	5%	4%	6%	8%
Kédougou	1%	1%	1%	1%	1%	1%	0%	0%	1%	1%
Kolda	5%	5%	5%	5%	5%	5%	4%	2%	3%	6%
Louga	6%	7%	6%	7%	6%	6%	8%	4%	4%	9%
Matam	4%	4%	4%	3%	5%	4%	7%	2%	2%	6%
Saint-Louis	7%	5%	8%	6%	6%	8%	10%	5%	6%	8%
Sédhiou	3%	4%	3%	4%	4%	2%	2%	7%	1%	5%
Tambacounda	5%	5%	5%	5%	4%	4%	7%	11%	3%	6%
Thiès	13%	14%	12%	14%	13%	12%	17%	10%	14%	13%
Ziguinchor	4%	5%	4%	4%	6%	3%	4%	4%	4%	4%