

# WHAT WORRIES THE



# April 2021

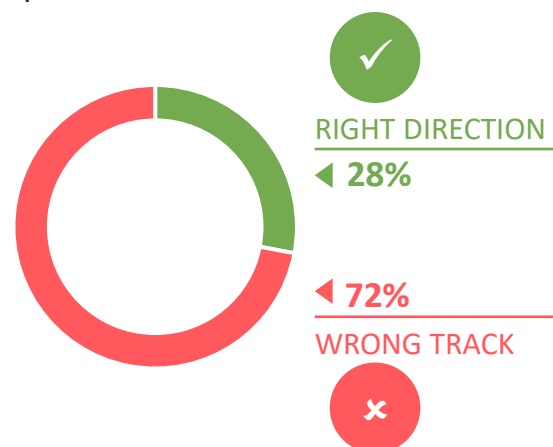
# SPAIN SUMMARY: APRIL 2021

The majority (72%) of Spanish people think things in the country are on the wrong track.

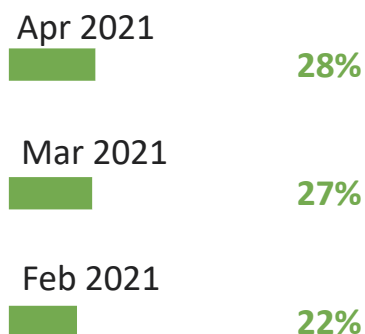
Unemployment currently occupies the top spot for concern with 59% saying this.

Generally speaking, would you say things in this country are heading in the right direction, or are they off on the wrong track?

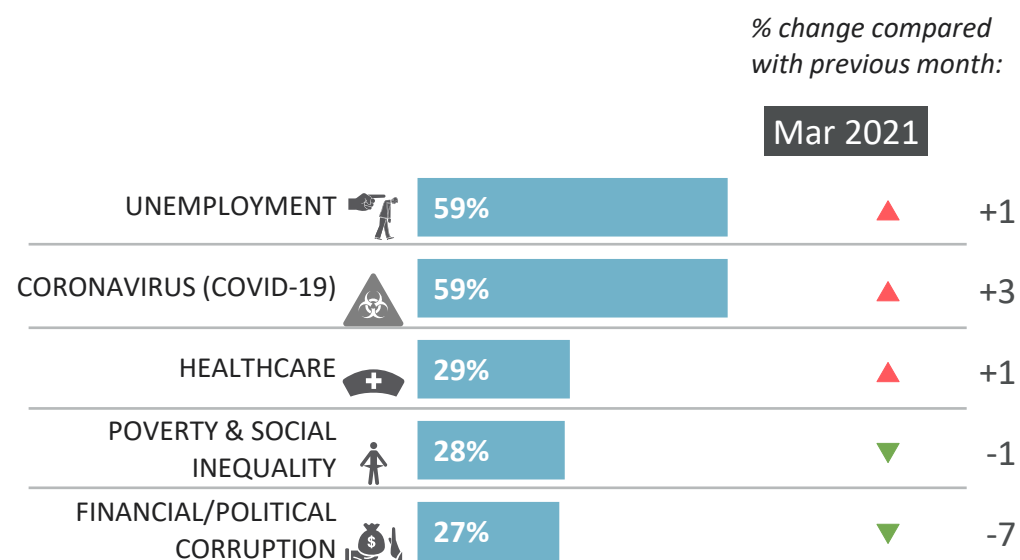
**RIGHT DIRECTION/  
WRONG TRACK**  
April 2021



**RIGHT DIRECTION**



Which three of the following topics do you find the most worrying in your country?



Base: Representative sample of Spanish adults aged 16-74. c.1000 per month

Source: Global Advisor

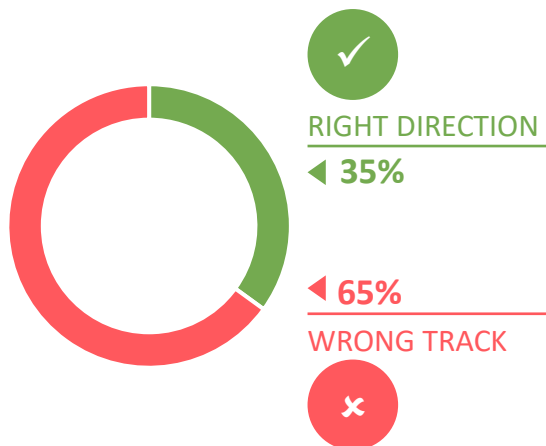
# WORLD SUMMARY: APRIL 2021

The majority (65%) of people around the world think things in their country are on the wrong track.

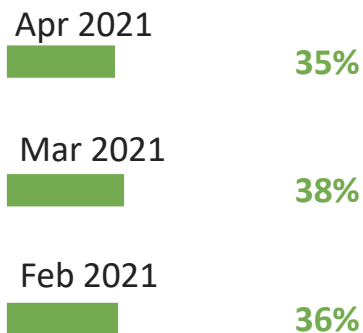
Coronavirus (COVID-19) currently occupies the top spot for global concern with 45% saying this.

Generally speaking, would you say things in this country are heading in the right direction, or are they off on the wrong track?

**RIGHT DIRECTION/  
WRONG TRACK**  
April 2021



**RIGHT DIRECTION**



Which three of the following topics do you find the most worrying in your country?\*


*% change compared with previous month:*

Mar 2021

CORONAVIRUS (COVID-19)		45%	=	
UNEMPLOYMENT		35%	▼	-2
POVERTY & SOCIAL INEQUALITY		31%	=	
FINANCIAL/POLITICAL CORRUPTION		30%	▲	+1
CRIME & VIOLENCE		25%	▲	+1

Base: Representative sample of global adults aged 16-74. c.21024 per month

Source: Global Advisor



RIGHT

DIRECTION

WRONG

TRACK

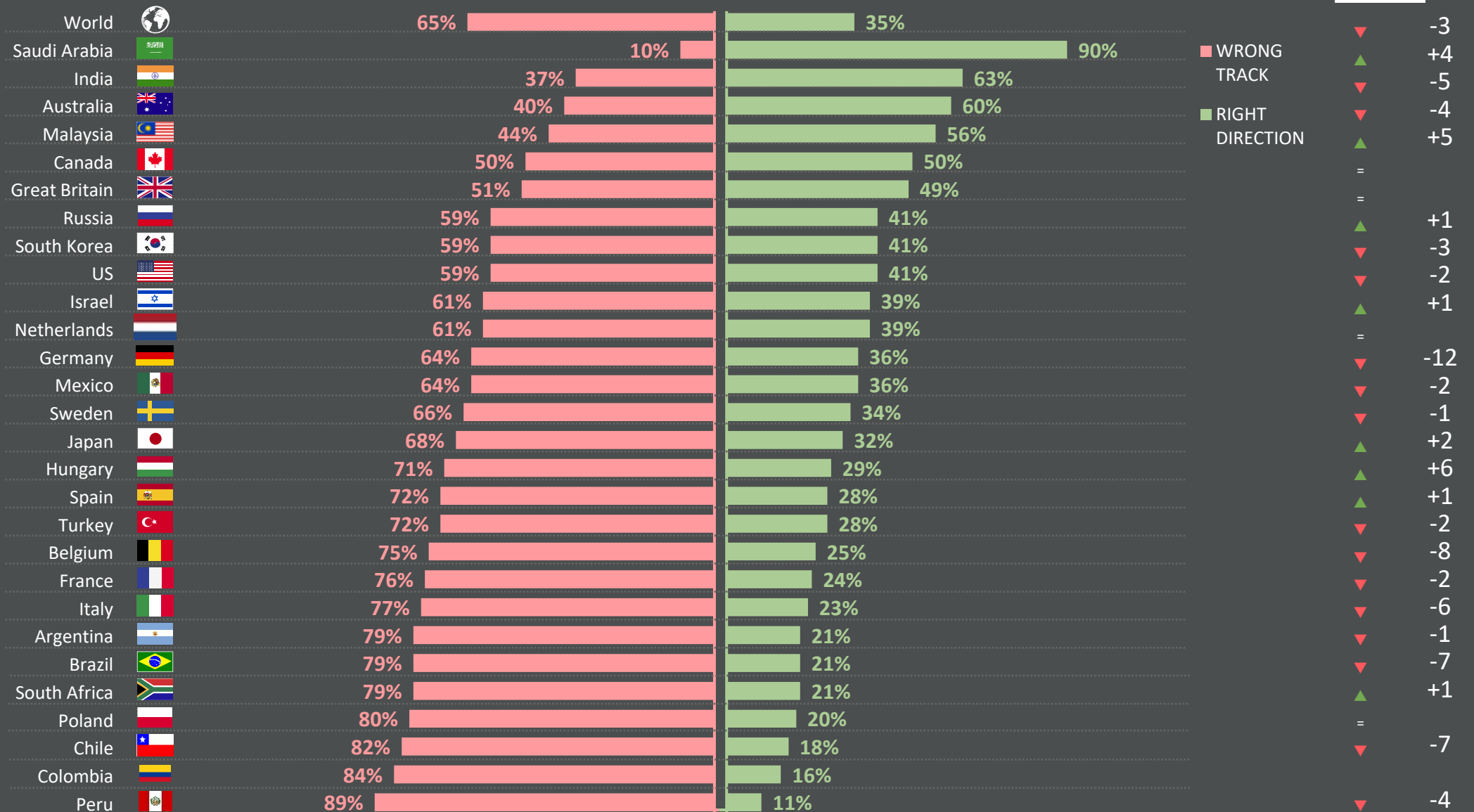
- Country comparisons
- Trends over time: Spain
- Trends over time: world

# COUNTRY COMPARISON

## RIGHT DIRECTION/WRONG TRACK

% change compared with previous month:

Mar 2021



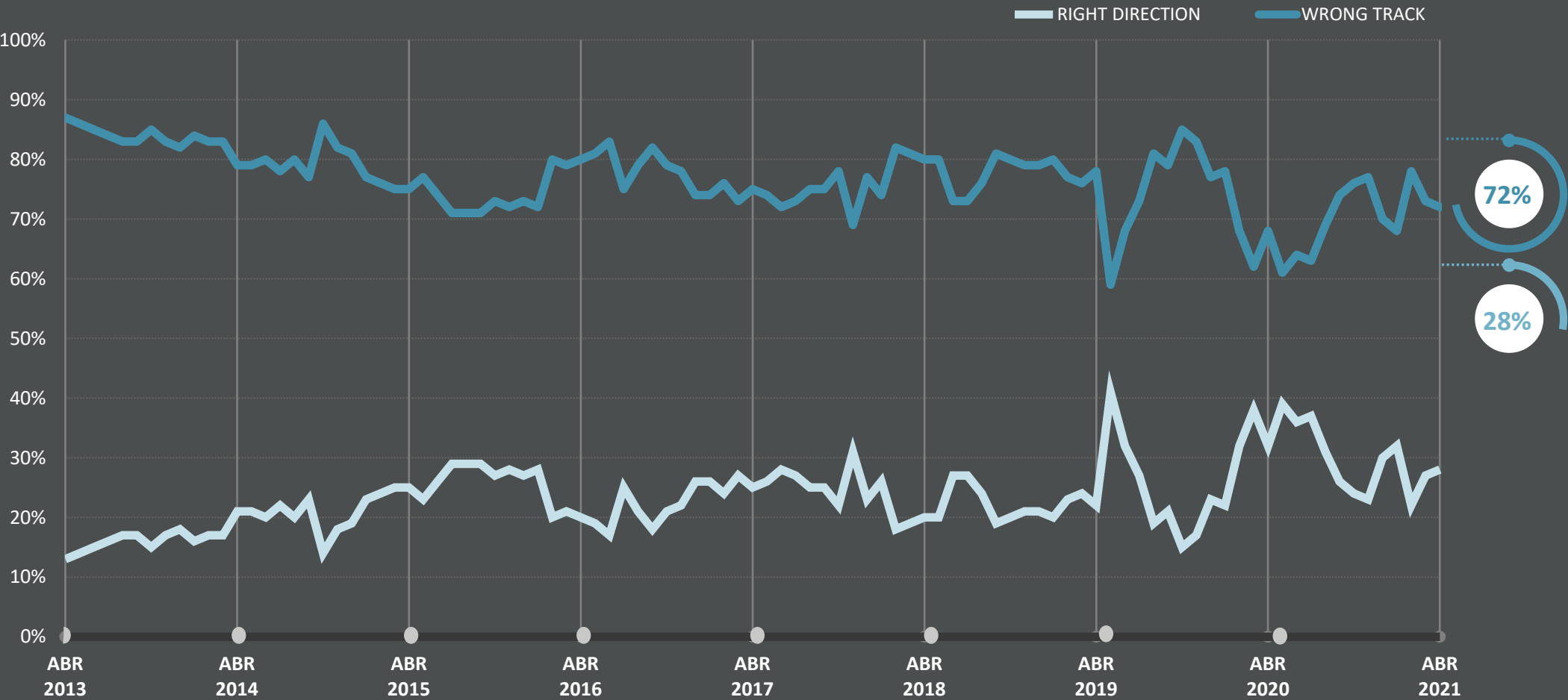
Base: Representative sample of 21,024 adults aged 16-74 in 27 participating countries, March 26th 2021 - April 9th 2021.

Source: Global Advisor

World Worries | April 2021 | Version 1 | Public | © Ipsos 2021

# SPAIN: RIGHT DIRECTION/ WRONG TRACK

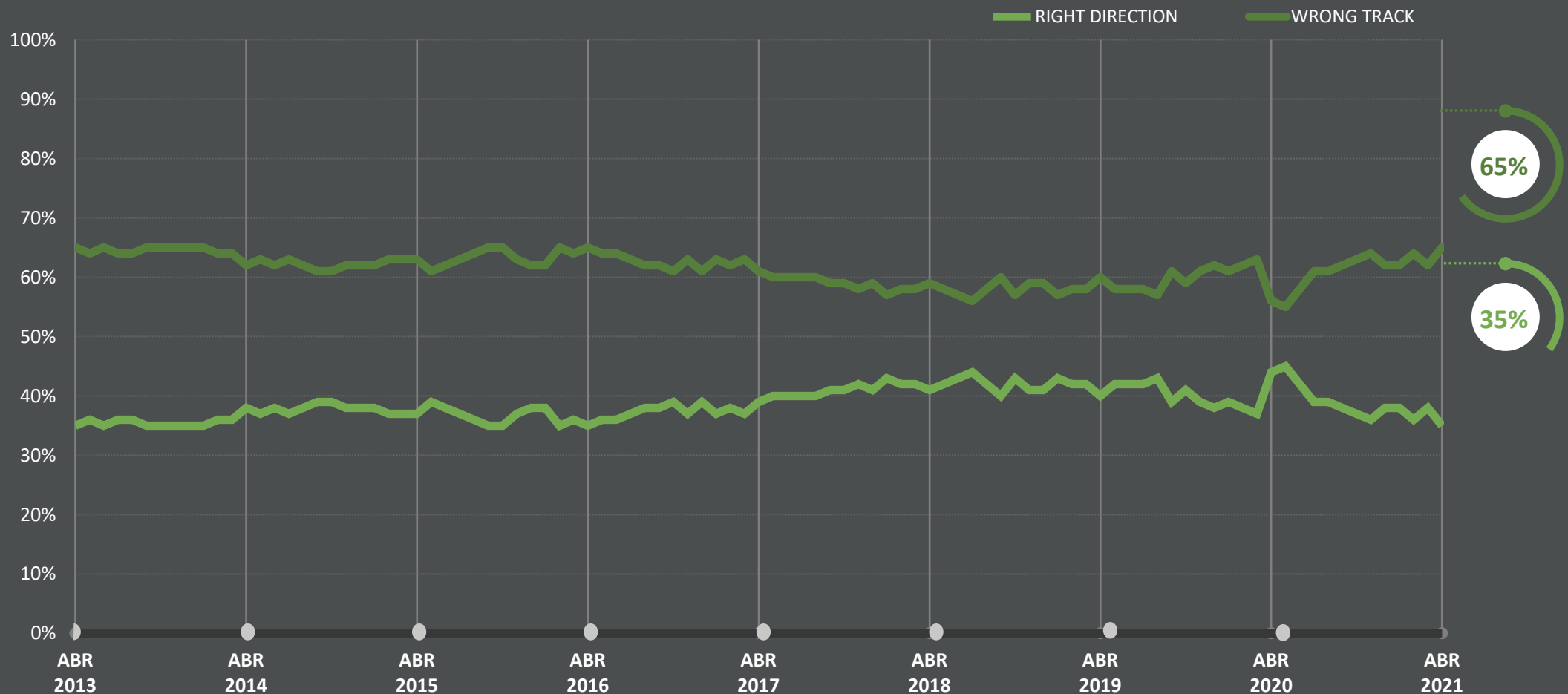
Generally speaking, would you say things in this country are heading in the right direction, or are they off on the wrong track?



Base: Representative sample of global adults aged 16-74. c.21024 per month  
Source: Global Advisor

# WORLD: RIGHT DIRECTION/ WRONG TRACK

Generally speaking, would you say things in this country are heading in the right direction, or are they off on the wrong track?



Base: Representative sample of global adults aged 16-74. c.21024 per month

Source: Global Advisor



# SPAIN'S

# WORRIES

- Spain's top worries
- World's top worries
- Trends over time for worries: Spain & world



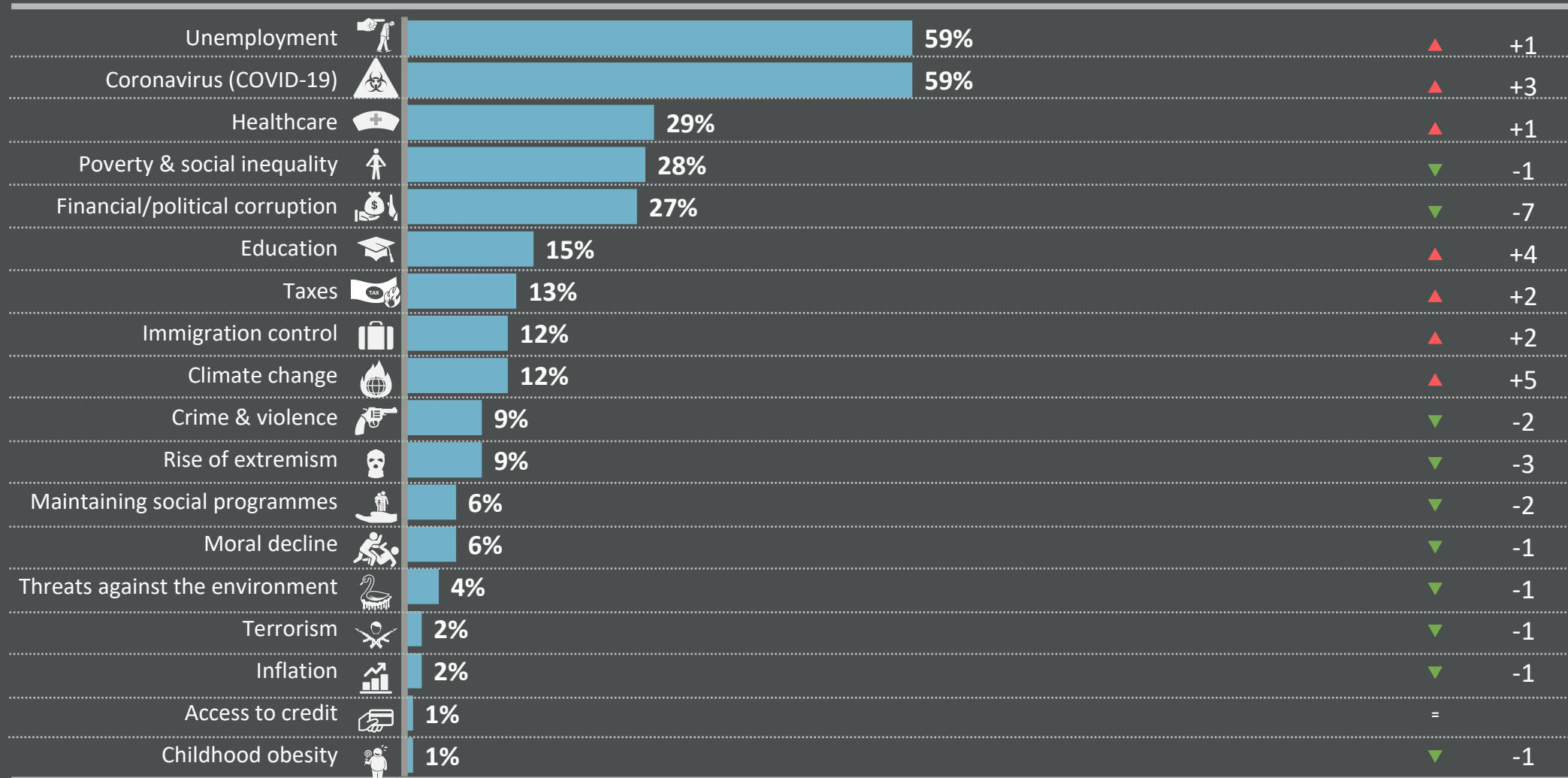
# SPAIN'S WORRIES

Which three of the following topics do you find the most worrying in your country?

% change compared with previous month:

Mentioned in April 2021 (%)

Mar 2021



Base: Representative sample of Spanish adults aged 16-74. April 2021: 1,000; March 2021: 1,000.

Source: Global Advisor

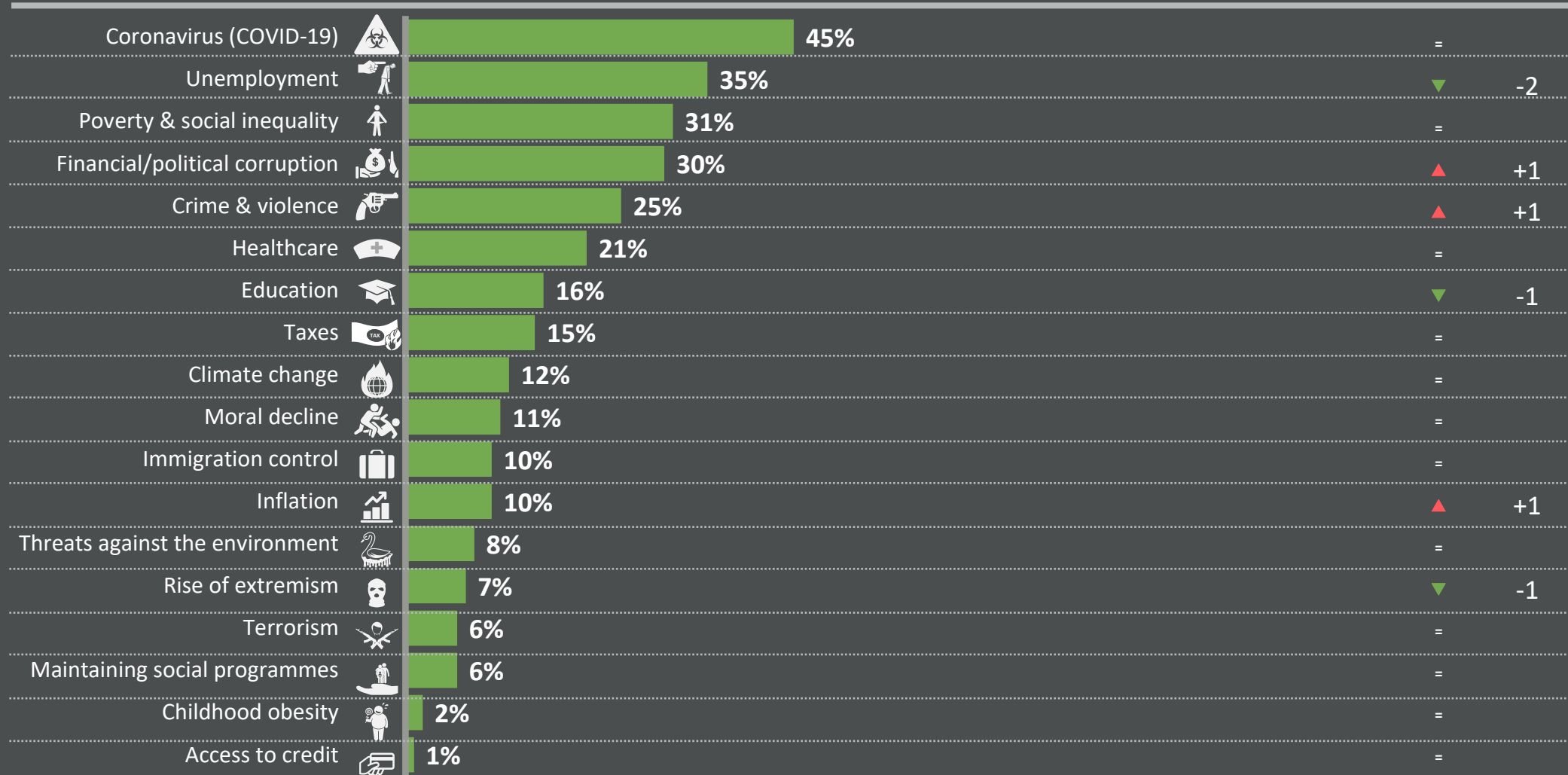
# WORLD WORRIES

Which three of the following topics do you find the most worrying in your country?

% change compared with previous month:

Mentioned in April 2021 (%)

Mar 2021

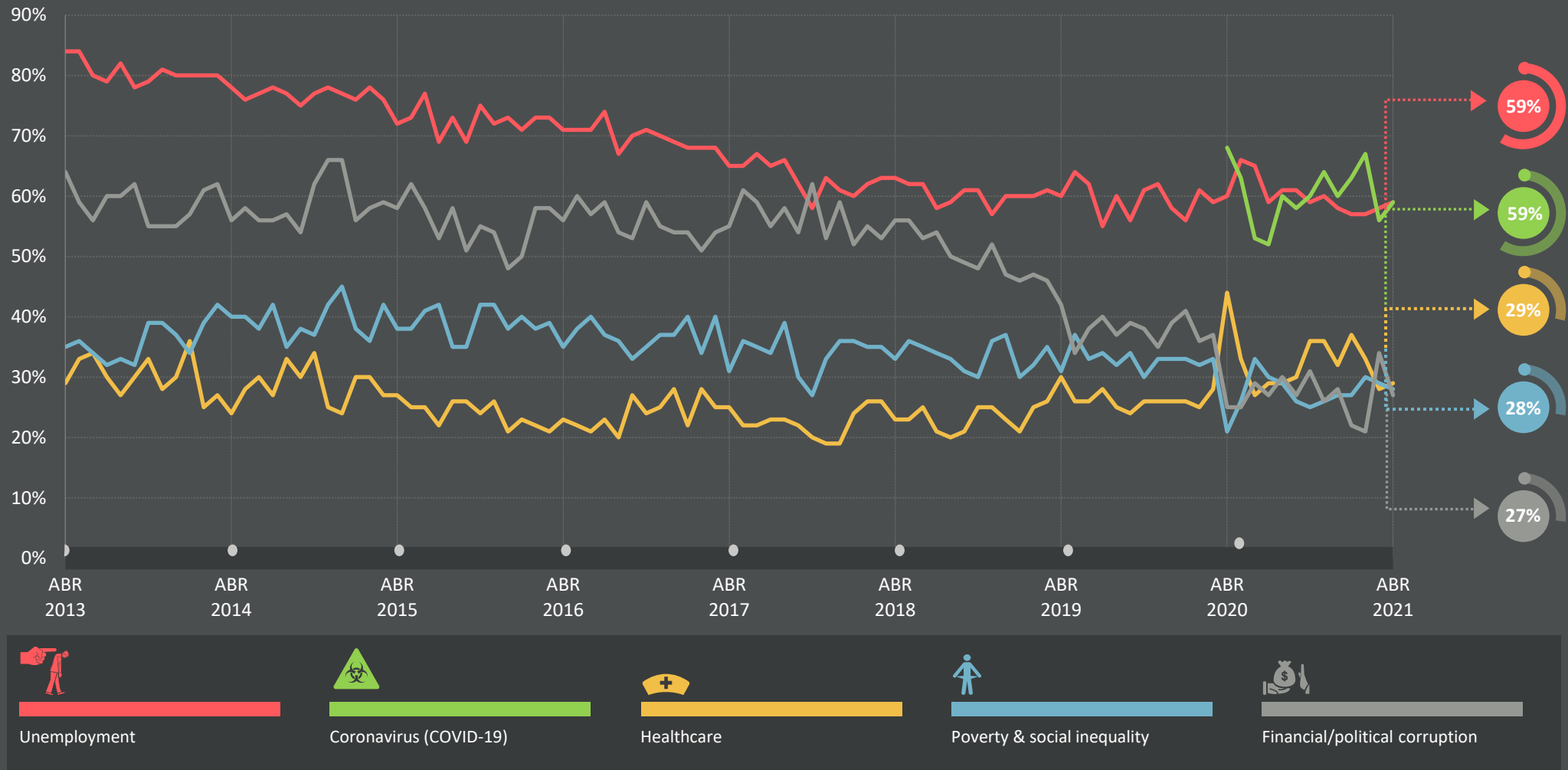


Base: Representative sample of adults aged 16-74. April 2021: 21,024; March 2021: 19,011.

Source: Global Advisor

# SPAIN'S CURRENT TOP 5 WORRIES: LONG-TERM TRENDS

Which three of the following topics do you find the most worrying in your country?



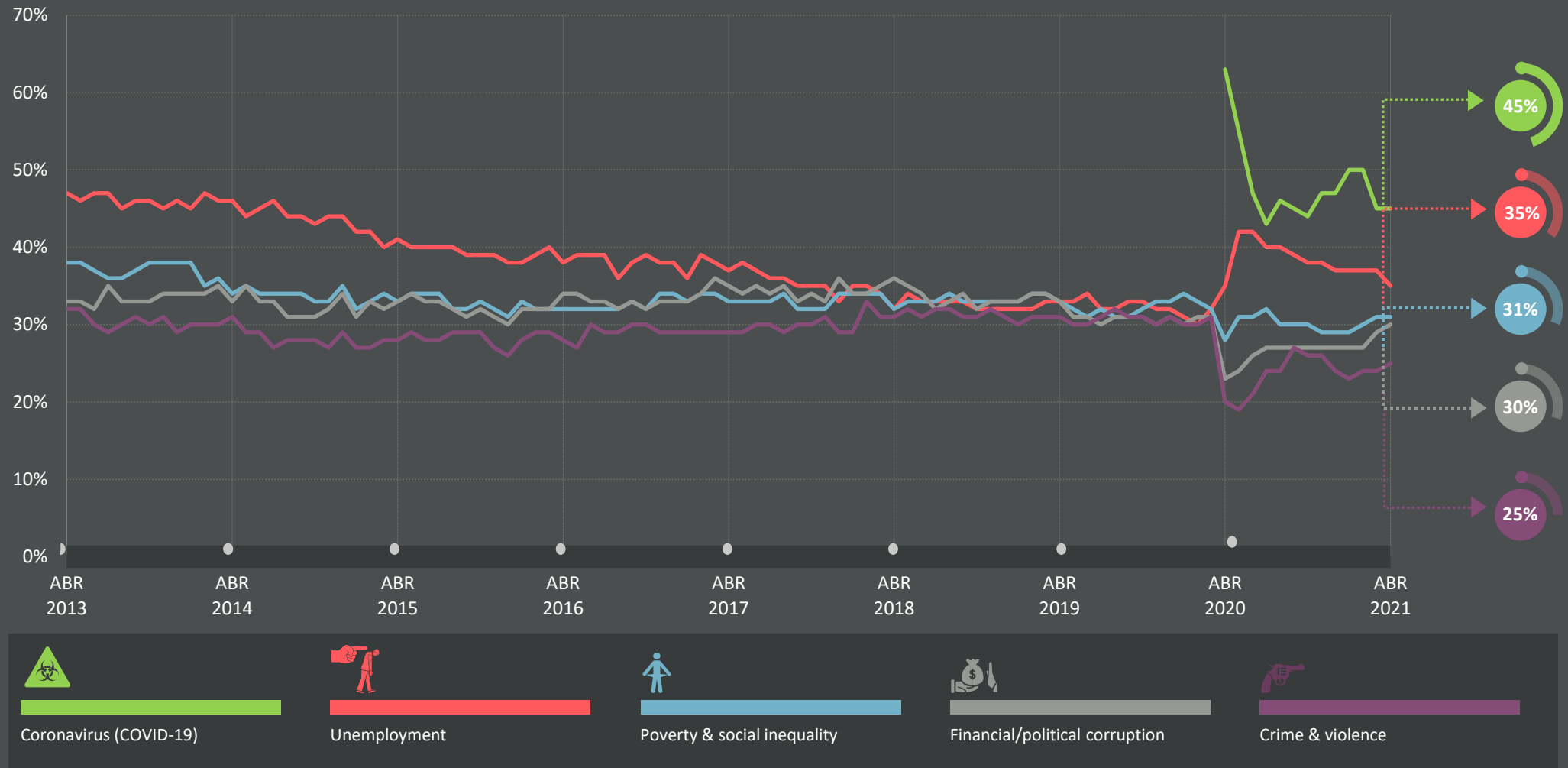
Base: Representative sample of global adults aged 16-74. c.21024 per month

Source: Global Advisor

# THE WORLD'S CURRENT TOP 5 WORRIES:

## LONG-TERM TRENDS

Which three of the following topics do you find the most worrying in your country?



Base: Representative sample of adults aged 16-64, c.18,000-21,000 per month.

Source: Global Advisor

# WORLD WORRIES

## COUNTRY COMPARISON

- Top concern by country
- Top 3 concerns by country
- Country comparison of Spain's top 5 concerns



## SPAIN VS. GLOBAL






























### 1 | UNEMPLOYMENT AND JOBS

Which three of the following topics do you find the most worrying in your country?

% change compared  
with previous month:

(%) worried in April 2021 in each country

Mar 2021

WORLD		35%	▼	-2
SOUTH AFRICA		61%	▲	+1
ITALY		60%	=	
SPAIN		59%	▲	+1
SOUTH KOREA		50%	▼	-4
MEXICO		47%	=	
COLOMBIA		46%		
INDIA		44%	▼	-3
MALAYSIA		44%	▼	-2
TURKEY		42%	▼	-5
CHILE		38%	▲	+6
PERU		38%	▼	-5
ARGENTINA		37%	=	
ISRAEL		36%	▼	-2
BRAZIL		35%	▲	+2
AUSTRALIA		33%	▼	-3
JAPAN		33%	▼	-1
RUSSIA		32%	=	
SAUDI ARABIA		30%	▼	-3
FRANCE		29%	▲	+1
GREAT BRITAIN		29%	▼	-3
CANADA		27%	▼	-6
BELGIUM		25%	▼	-1
SWEDEN		20%	▼	-1
POLAND		19%	▼	-4
US		18%	▼	-11
HUNGARY		17%	▼	-13
GERMANY		16%	▼	-1
NETHERLANDS		16%	▲	+1

Base: Representative sample of adults aged 16-74 in 27 participating countries. April 2021: 21,024; March 2021: 19,011.

Source: Global Advisor

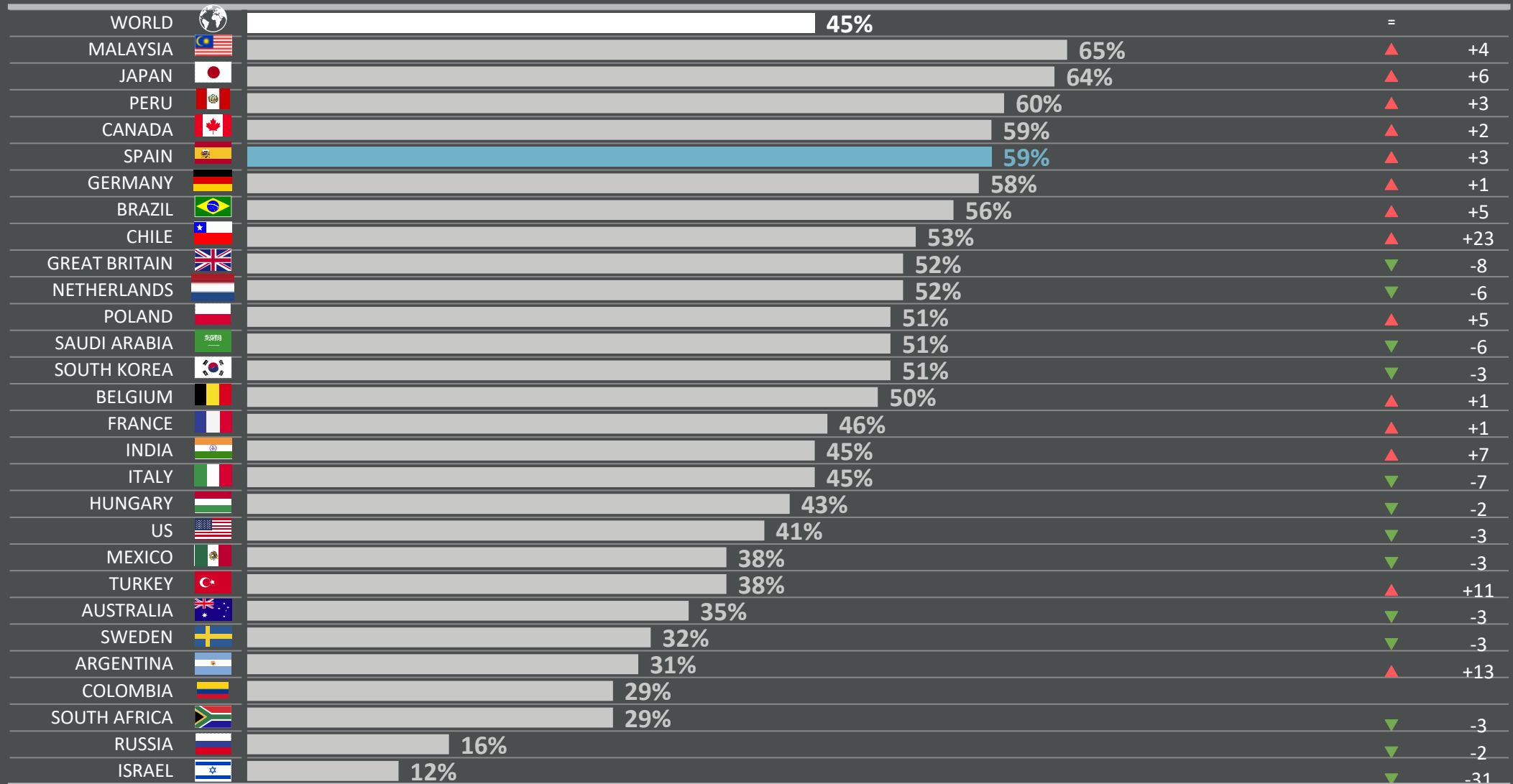
## 2 | CORONAVIRUS (COVID-19)

Which three of the following topics do you find the most worrying in your country?

% change compared  
with previous month:

(% ) worried in April 2021 in each country

Mar 2021



Base: Representative sample of adults aged 16-74 in 27 participating countries. April 2021: 21,024; March 2021: 19,011.

Source: Global Advisor






























## 3 | HEALTHCARE

Which three of the following topics do you find the most worrying in your country?

% change compared  
with previous month:

(%) worried in April 2021 in each country

Mar 2021

WORLD		21%	=	
HUNGARY		58%	▲	+4
POLAND		48%	▼	-1
BRAZIL		38%	=	
CANADA		34%	▼	-2
NETHERLANDS		30%	▼	-1
SPAIN		29%	▲	+1
GREAT BRITAIN		26%	=	
AUSTRALIA		25%	▲	+1
RUSSIA		25%	▼	-6
US		24%	▼	-1
JAPAN		23%	▼	-2
SWEDEN		22%	▼	-4
BELGIUM		21%	▲	+5
ITALY		19%	=	
PERU		19%	▼	-2
CHILE		17%	▲	+4
INDIA		17%	▼	-1
GERMANY		16%	▲	+2
MEXICO		16%	▲	+2
FRANCE		15%	▲	+1
SOUTH AFRICA		14%	▲	+2
ISRAEL		11%	▲	+1
ARGENTINA		10%	▲	+3
COLOMBIA		10%		
MALAYSIA		10%	=	
SAUDI ARABIA		9%	▼	-1
TURKEY		5%	▲	+3
SOUTH KOREA		3%	▼	-3

Base: Representative sample of adults aged 16-74 in 27 participating countries. April 2021: 21,024; March 2021: 19,011.

Source: Global Advisor



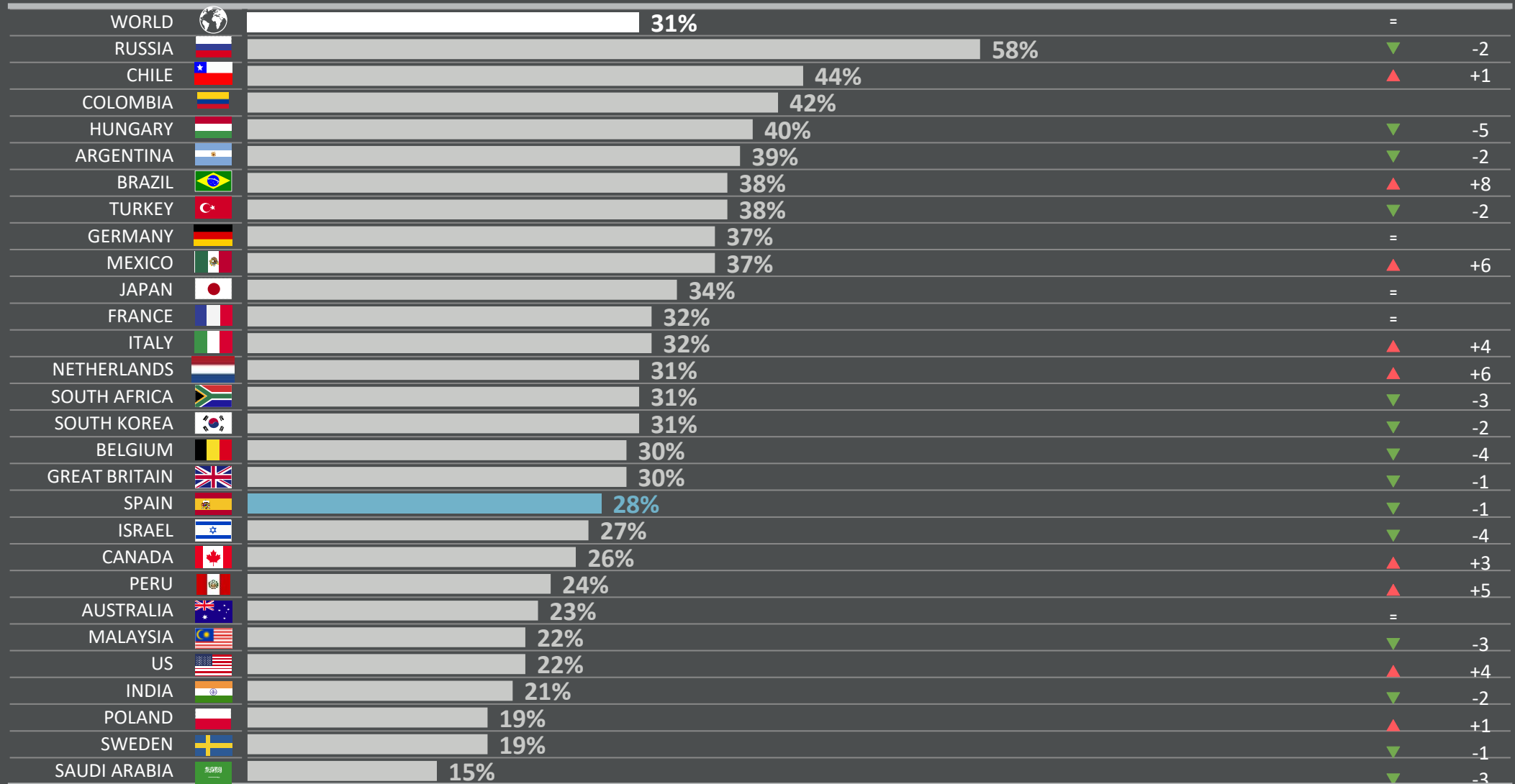
## 4 | POVERTY &amp; SOCIAL INEQUALITY

Which three of the following topics do you find the most worrying in your country?

% change compared  
with previous month:

(% ) worried in April 2021 in each country

Mar 2021



Base: Representative sample of adults aged 16-74 in 27 participating countries. April 2021: 21,024; March 2021: 19,011.

Source: Global Advisor

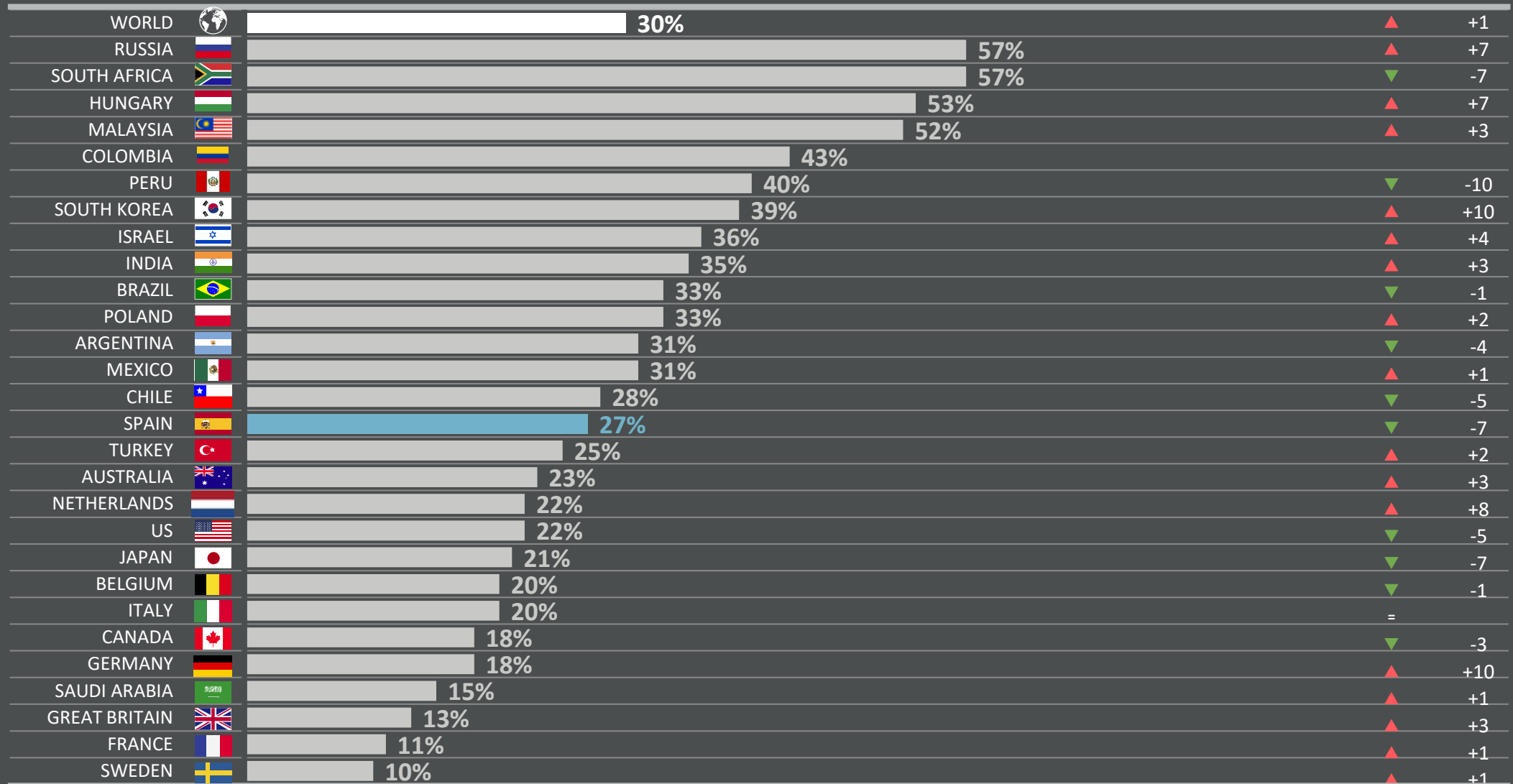
## 5 | FINANCIAL/POLITICAL CORRUPTION

Which three of the following topics do you find the most worrying in your country?

% change compared  
with previous month:

(% ) worried in April 2021 in each country

Mar 2021



Base: Representative sample of adults aged 16-74 in 27 participating countries. April 2021: 21,024; March 2021: 19,011.

Source: Global Advisor



# WORLD WORRIES

## COUNTRY COMPARISON

Country comparison of all 18 concerns

# WORLD WORRIES






























## 1 | CORONAVIRUS (COVID-19)

Which three of the following topics do you find the most worrying in your country?

% change compared  
with previous month:

(%) worried in April 2021 in each country

Mar 2021

WORLD		45%	=	
MALAYSIA		65%	▲	+4
JAPAN		64%	▲	+6
PERU		60%	▲	+3
CANADA		59%	▲	+2
SPAIN		59%	▲	+3
GERMANY		58%	▲	+1
BRAZIL		56%	▲	+5
CHILE		53%	▲	+23
GREAT BRITAIN		52%	▼	-8
NETHERLANDS		52%	▼	-6
POLAND		51%	▲	+5
SAUDI ARABIA		51%	▼	-6
SOUTH KOREA		51%	▼	-3
BELGIUM		50%	▲	+1
FRANCE		46%	▲	+1
INDIA		45%	▲	+7
ITALY		45%	▼	-7
HUNGARY		43%	▼	-2
US		41%	▼	-3
MEXICO		38%	▼	-3
TURKEY		38%	▲	+11
AUSTRALIA		35%	▼	-3
SWEDEN		32%	▼	-3
ARGENTINA		31%	▲	+13
COLOMBIA		29%		
SOUTH AFRICA		29%	▼	-3
RUSSIA		16%	▼	-2
ISRAEL		12%	▼	-31

Base: Representative sample of adults aged 16-74 in 27 participating countries. April 2021: 21,024; March 2021: 19,011.

Source: Global Advisor

# WORLD WORRIES






























## 2 | UNEMPLOYMENT AND JOBS

Which three of the following topics do you find the most worrying in your country?

% change compared  
with previous month:

(%) worried in April 2021 in each country

Mar 2021

WORLD		35%	▼	-2
SOUTH AFRICA		61%	▲	+1
ITALY		60%	=	
SPAIN		59%	▲	+1
SOUTH KOREA		50%	▼	-4
MEXICO		47%	=	
COLOMBIA		46%		
INDIA		44%	▼	-3
MALAYSIA		44%	▼	-2
TURKEY		42%	▼	-5
CHILE		38%	▲	+6
PERU		38%	▼	-5
ARGENTINA		37%	=	
ISRAEL		36%	▼	-2
BRAZIL		35%	▲	+2
AUSTRALIA		33%	▼	-3
JAPAN		33%	▼	-1
RUSSIA		32%	=	
SAUDI ARABIA		30%	▼	-3
FRANCE		29%	▲	+1
GREAT BRITAIN		29%	▼	-3
CANADA		27%	▼	-6
BELGIUM		25%	▼	-1
SWEDEN		20%	▼	-1
POLAND		19%	▼	-4
US		18%	▼	-11
HUNGARY		17%	▼	-13
GERMANY		16%	▼	-1
NETHERLANDS		16%	▲	+1

Base: Representative sample of adults aged 16-74 in 27 participating countries. April 2021: 21,024; March 2021: 19,011.

Source: Global Advisor

## WORLD WORRIES






























### 3 | POVERTY & SOCIAL INEQUALITY

Which three of the following topics do you find the most worrying in your country?

% change compared  
with previous month:

(%) worried in April 2021 in each country

Mar 2021

WORLD		31%	=	
RUSSIA		58%	▼	-2
CHILE		44%	▲	+1
COLOMBIA		42%		
HUNGARY		40%	▼	-5
ARGENTINA		39%	▼	-2
BRAZIL		38%	▲	+8
TURKEY		38%	▼	-2
GERMANY		37%	=	
MEXICO		37%	▲	+6
JAPAN		34%	=	
FRANCE		32%	=	
ITALY		32%	▲	+4
NETHERLANDS		31%	▲	+6
SOUTH AFRICA		31%	▼	-3
SOUTH KOREA		31%	▼	-2
BELGIUM		30%	▼	-4
GREAT BRITAIN		30%	▼	-1
SPAIN		28%	▼	-1
ISRAEL		27%	▼	-4
CANADA		26%	▲	+3
PERU		24%	▲	+5
AUSTRALIA		23%	=	
MALAYSIA		22%	▼	-3
US		22%	▲	+4
INDIA		21%	▼	-2
POLAND		19%	▲	+1
SWEDEN		19%	▼	-1
SAUDI ARABIA		15%	▼	-3

Base: Representative sample of adults aged 16-74 in 27 participating countries. April 2021: 21,024; March 2021: 19,011.

Source: Global Advisor

# WORLD WORRIES

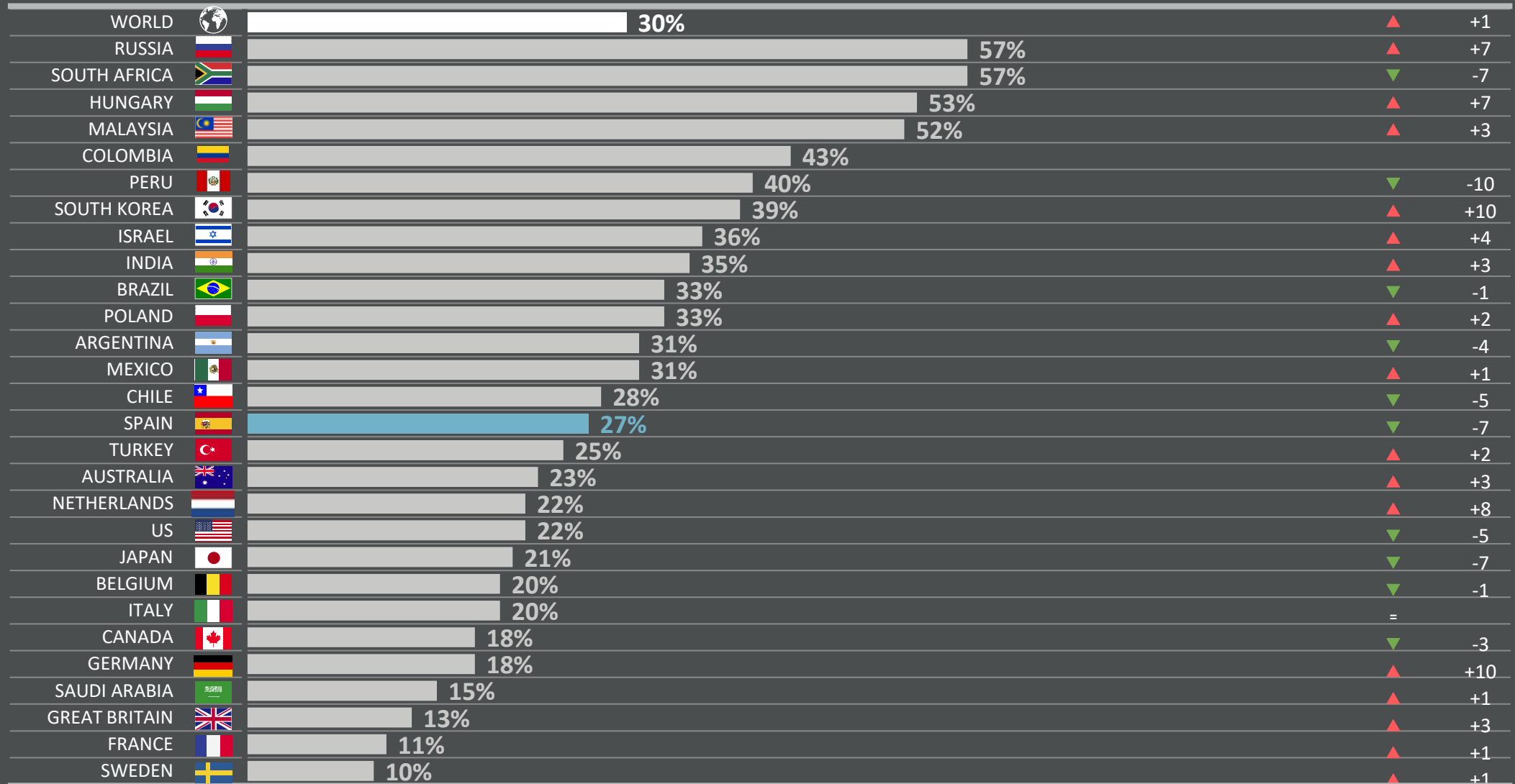
## 4 | FINANCIAL/POLITICAL CORRUPTION

Which three of the following topics do you find the most worrying in your country?

% change compared with previous month:

(%) worried in April 2021 in each country

Mar 2021



Base: Representative sample of adults aged 16-74 in 27 participating countries. April 2021: 21,024; March 2021: 19,011.

Source: Global Advisor

## WORLD WORRIES






























### 5 | CRIME & VIOLENCE

Which three of the following topics do you find the most worrying in your country?

% change compared  
with previous month:

(%) worried in April 2021 in each country

Mar 2021

WORLD		25%	▲	+1
SOUTH AFRICA		51%	▲	+4
SWEDEN		50%	▼	-9
MEXICO		47%	▼	-4
CHILE		45%	▼	-6
ARGENTINA		44%	▼	-3
PERU		44%	▲	+1
ISRAEL		39%	▲	+8
COLOMBIA		38%		
GREAT BRITAIN		27%	▲	+9
US		26%	▲	+7
FRANCE		25%	▼	-5
INDIA		25%	▲	+2
MALAYSIA		25%	▲	+6
AUSTRALIA		24%	▲	+1
TURKEY		23%	▼	-4
BRAZIL		22%	▼	-4
GERMANY		19%	▼	-1
BELGIUM		17%	▼	-1
NETHERLANDS		17%	▼	-3
ITALY		15%	=	
SOUTH KOREA		14%	▲	+3
CANADA		13%	▲	+1
POLAND		9%	▲	+4
SAUDI ARABIA		9%	▼	-1
SPAIN		9%	▼	-2
JAPAN		8%	=	
HUNGARY		7%	▲	+3
RUSSIA		6%	▼	-3

Base: Representative sample of adults aged 16-74 in 27 participating countries. April 2021: 21,024; March 2021: 19,011.

Source: Global Advisor



# WORLD WORRIES






























## 6 | HEALTHCARE

Which three of the following topics do you find the most worrying in your country?

% change compared with previous month:

(%) worried in April 2021 in each country

Mar 2021

WORLD		21%	=	
HUNGARY		58%	▲	+4
POLAND		48%	▼	-1
BRAZIL		38%	=	
CANADA		34%	▼	-2
NETHERLANDS		30%	▼	-1
SPAIN		29%	▲	+1
GREAT BRITAIN		26%	=	
AUSTRALIA		25%	▲	+1
RUSSIA		25%	▼	-6
US		24%	▼	-1
JAPAN		23%	▼	-2
SWEDEN		22%	▼	-4
BELGIUM		21%	▲	+5
ITALY		19%	=	
PERU		19%	▼	-2
CHILE		17%	▲	+4
INDIA		17%	▼	-1
GERMANY		16%	▲	+2
MEXICO		16%	▲	+2
FRANCE		15%	▲	+1
SOUTH AFRICA		14%	▲	+2
ISRAEL		11%	▲	+1
ARGENTINA		10%	▲	+3
COLOMBIA		10%		
MALAYSIA		10%	=	
SAUDI ARABIA		9%	▼	-1
TURKEY		5%	▲	+3
SOUTH KOREA		3%	▼	-3

Base: Representative sample of adults aged 16-74 in 27 participating countries. April 2021: 21,024; March 2021: 19,011.

Source: Global Advisor

# WORLD WORRIES






























## 7 | EDUCATION

Which three of the following topics do you find the most worrying in your country?

% change compared with previous month:

(%) worried in April 2021 in each country

Mar 2021

WORLD		16%	▼	-1
ISRAEL		34%	▲	+2
PERU		32%	▲	+6
MEXICO		28%	=	
TURKEY		25%	▼	-6
ARGENTINA		24%	▼	-7
INDIA		20%	▲	+2
COLOMBIA		19%		
BRAZIL		18%	▼	-3
FRANCE		17%	▲	+4
HUNGARY		17%	▼	-2
POLAND		17%	▲	+1
SAUDI ARABIA		17%	▲	+4
SOUTH AFRICA		17%	▲	+4
CHILE		16%	▼	-9
RUSSIA		16%	▼	-1
NETHERLANDS		15%	=	
SPAIN		15%	▲	+4
BELGIUM		14%	▲	+2
GERMANY		13%	▲	+3
GREAT BRITAIN		12%	▼	-1
ITALY		11%	▼	-2
AUSTRALIA		10%	▼	-3
CANADA		10%	▲	+1
MALAYSIA		10%	▼	-5
JAPAN		9%	▼	-1
US		9%	▼	-2
SOUTH KOREA		7%	=	
SWEDEN		5%	▼	-2

Base: Representative sample of adults aged 16-74 in 27 participating countries. April 2021: 21,024; March 2021: 19,011.






























Source: Global Advisor

## Which three of the following topics do you find the most worrying in your country?

% change compared  
with previous month:

(% ) worried in April 2021 in each country

Mar 2021

WORLD		15%	=	
SAUDI ARABIA		32%	▼	-5
POLAND		30%	▲	+4
BELGIUM		29%	▲	+1
ITALY		25%	▼	-1
COLOMBIA		22%		
CANADA		21%	▼	-3
SOUTH KOREA		20%	▼	-1
ISRAEL		19%	▲	+5
TURKEY		18%	=	
JAPAN		17%	▲	+3
US		17%	▲	+2
ARGENTINA		16%	▲	+4
BRAZIL		14%	▼	-1
INDIA		14%	▼	-1
FRANCE		13%	▼	-3
RUSSIA		13%	▼	-2
SPAIN		13%	▲	+2
SWEDEN		13%	▲	+3
NETHERLANDS		12%	▼	-3
AUSTRALIA		8%	▼	-2
GERMANY		8%	=	
GREAT BRITAIN		8%	▼	-1
MEXICO		8%	=	
HUNGARY		7%	=	
SOUTH AFRICA		6%	▲	+2
MALAYSIA		4%	▼	-2
PERU		4%	▼	-1
CHILE		3%	▼	-2

Base: Representative sample of adults aged 16-74 in 27 participating countries. April 2021: 21,024; March 2021: 19,011.

Source: Global Advisor

# WORLD WORRIES






























## 9 | CLIMATE CHANGE

Which three of the following topics do you find the most worrying in your country?

% change compared  
with previous month:

(%) worried in April 2021 in each country

Mar 2021

WORLD		12%	=	
AUSTRALIA		29%	▼	-1
GERMANY		26%	▼	-3
CANADA		25%	▲	+3
GREAT BRITAIN		21%	▼	-1
NETHERLANDS		21%	▼	-3
FRANCE		20%	▲	+2
SAUDI ARABIA		19%	▲	+10
SWEDEN		19%	=	
JAPAN		16%	=	
US		16%	▼	-3
BELGIUM		15%	▼	-4
SOUTH KOREA		12%	▲	+1
SPAIN		12%	▲	+5
INDIA		11%	▲	+1
ITALY		11%	▲	+1
POLAND		9%	▼	-3
MEXICO		8%	=	
HUNGARY		6%	▲	+1
ISRAEL		6%	▲	+3
MALAYSIA		4%	=	
RUSSIA		4%	▲	+1
SOUTH AFRICA		4%	▲	+1
CHILE		3%	▼	-3
COLOMBIA		3%		
TURKEY		3%	▼	-3
BRAZIL		2%	▼	-1
ARGENTINA		1%	▼	-1
PERU		1%	▼	-1

Base: Representative sample of adults aged 16-74 in 27 participating countries. April 2021: 21,024; March 2021: 19,011.

Source: Global Advisor

# WORLD WORRIES






























## 10 | MORAL DECLINE

Which three of the following topics do you find the most worrying in your country?

% change compared with previous month:

(%) worried in April 2021 in each country

Mar 2021

WORLD		11%	=	
US		24%	▲	+6
ISRAEL		20%	▲	+6
NETHERLANDS		18%	▲	+1
JAPAN		17%	▲	+2
SOUTH KOREA		16%	▲	+4
FRANCE		15%	▲	+2
SAUDI ARABIA		15%	▲	+2
AUSTRALIA		14%	▲	+1
GERMANY		14%	▲	+2
MALAYSIA		13%	▼	-4
RUSSIA		13%	▲	+4
GREAT BRITAIN		12%	▼	-1
BELGIUM		11%	▲	+3
CANADA		11%	▲	+1
SWEDEN		11%	▲	+4
HUNGARY		9%	▼	-2
ITALY		9%	▼	-1
POLAND		9%	▼	-10
TURKEY		9%	▲	+1
BRAZIL		7%	▲	+1
PERU		7%	▲	+1
ARGENTINA		6%	▼	-4
CHILE		6%	▲	+1
INDIA		6%	=	
SPAIN		6%	▼	-1
COLOMBIA		5%		
MEXICO		5%	=	
SOUTH AFRICA		5%	▲	+1

Base: Representative sample of adults aged 16-74 in 27 participating countries. April 2021: 21,024; March 2021: 19,011.

Source: Global Advisor

# WORLD WORRIES






























## 11 | IMMIGRATION CONTROL

Which three of the following topics do you find the most worrying in your country?

% change compared with previous month:

(%) worried in April 2021 in each country

Mar 2021

WORLD		10%	=	
US		27%	▲	+9
SWEDEN		24%	▼	-4
GERMANY		20%	▼	-1
CHILE		19%	▼	-6
GREAT BRITAIN		19%	=	
FRANCE		18%	=	
COLOMBIA		16%		
NETHERLANDS		16%	▲	+2
BELGIUM		15%	▼	-6
ITALY		14%	▲	+2
AUSTRALIA		12%	▼	-2
SPAIN		12%	▲	+2
TURKEY		10%	▲	+4
CANADA		9%	▼	-2
PERU		9%	▼	-6
ISRAEL		8%	▲	+1
MALAYSIA		7%	=	
HUNGARY		6%	▲	+1
SOUTH AFRICA		6%	▼	-4
INDIA		5%	▲	+2
JAPAN		5%	▲	+1
MEXICO		4%	▲	+3
RUSSIA		4%	=	
SOUTH KOREA		3%	▲	+2
ARGENTINA		2%	=	
POLAND		2%	=	
BRAZIL		1%	=	
SAUDI ARABIA		1%	▼	-2

Base: Representative sample of adults aged 16-74 in 27 participating countries. April 2021: 21,024; March 2021: 19,011.

Source: Global Advisor

# WORLD WORRIES






























## 12 | INFLATION

Which three of the following topics do you find the most worrying in your country?

% change compared with previous month:

(%) worried in April 2021 in each country

Mar 2021

WORLD		10%	▲	+1
ARGENTINA		43%	▼	-2
TURKEY		30%	▲	+6
RUSSIA		27%	▲	+4
HUNGARY		17%	▲	+10
POLAND		17%	▲	+3
BRAZIL		12%	▼	-2
CANADA		11%	▲	+3
MALAYSIA		10%	▼	-3
AUSTRALIA		9%	=	
MEXICO		9%	▲	+1
SOUTH KOREA		9%	▼	-2
INDIA		8%	▼	-3
GERMANY		7%	▲	+2
PERU		7%	▲	+4
COLOMBIA		6%		
SOUTH AFRICA		6%	=	
US		6%	=	
ITALY		5%	▲	+2
BELGIUM		4%	=	
FRANCE		4%	▼	-1
GREAT BRITAIN		4%	▼	-1
SAUDI ARABIA		4%	▼	-4
CHILE		3%	▼	-2
ISRAEL		3%	▼	-1
JAPAN		3%	▼	-1
NETHERLANDS		2%	▲	+1
SPAIN		2%	▼	-1
SWEDEN		1%	=	

Base: Representative sample of adults aged 16-74 in 27 participating countries. April 2021: 21,024; March 2021: 19,011.

Source: Global Advisor

## WORLD WORRIES






























### 13 | THREATS AGAINST THE ENVIRONMENT

Which three of the following topics do you find the most worrying in your country?

% change compared  
with previous month:

(%) worried in April 2021 in each country

Mar 2021

WORLD		8%	=	
SWEDEN		17%	▲	+7
GERMANY		15%	▼	-2
AUSTRALIA		13%	=	
SOUTH KOREA		12%	▲	+1
CANADA		11%	▲	+2
NETHERLANDS		11%	▼	-2
BELGIUM		10%	▼	-2
FRANCE		10%	▼	-2
GREAT BRITAIN		10%	▼	-1
INDIA		10%	▲	+1
POLAND		10%	▼	-1
RUSSIA		10%	▼	-1
COLOMBIA		9%		
JAPAN		9%	▼	-2
MEXICO		9%	▲	+1
MALAYSIA		8%	▲	+1
BRAZIL		7%	▼	-1
CHILE		7%	=	
ITALY		7%	▼	-2
US		7%	▼	-1
SAUDI ARABIA		6%	▼	-1
HUNGARY		4%	▲	+1
PERU		4%	▲	+1
SPAIN		4%	▼	-1
ARGENTINA		3%	=	
ISRAEL		3%	=	
SOUTH AFRICA		3%	▼	-1
TURKEY		1%	▼	-1

Base: Representative sample of adults aged 16-74 in 27 participating countries. April 2021: 21,024; March 2021: 19,011.

Source: Global Advisor



## WORLD WORRIES






























### 14 | RISE OF EXTREMISM

Which three of the following topics do you find the most worrying in your country?

% change compared  
with previous month:

(%) worried in April 2021 in each country

Mar 2021

WORLD		7%	▼	-1
US		23%	▲	+2
SWEDEN		17%	=	
FRANCE		15%	=	
BELGIUM		13%	=	
NETHERLANDS		13%	▼	-2
ISRAEL		12%	▲	+5
MALAYSIA		12%	▲	+3
AUSTRALIA		11%	▲	+2
GERMANY		11%	▼	-6
GREAT BRITAIN		11%	▲	+3
SPAIN		9%	▼	-3
CANADA		7%	▼	-1
CHILE		6%	▼	-1
ITALY		6%	▲	+2
POLAND		6%	▼	-3
SOUTH KOREA		6%	▼	-1
BRAZIL		5%	▼	-3
HUNGARY		5%	▲	+2
INDIA		5%	▼	-2
TURKEY		4%	▼	-3
JAPAN		3%	▲	+1
SAUDI ARABIA		3%	▲	+1
ARGENTINA		2%	▼	-1
PERU		2%	▲	+1
SOUTH AFRICA		2%	=	
COLOMBIA		1%	▼	-1
MEXICO		1%	=	
RUSSIA		1%		

Base: Representative sample of adults aged 16-74 in 27 participating countries. April 2021: 21,024; March 2021: 19,011.

Source: Global Advisor

# WORLD WORRIES






























## 15 | TERRORISM

Which three of the following topics do you find the most worrying in your country?

% change compared  
with previous month:

(%) worried in April 2021 in each country

Mar 2021

WORLD		6%	=	
ISRAEL		19%	▼	-4
FRANCE		18%	=	
TURKEY		14%	▼	-3
SAUDI ARABIA		12%	▼	-4
INDIA		10%	▼	-2
BELGIUM		9%	▲	+2
GREAT BRITAIN		8%	▲	+1
SWEDEN		8%	▼	-1
AUSTRALIA		7%	▲	+2
GERMANY		7%	▼	-3
US		7%	=	
CHILE		6%	=	
COLOMBIA		6%		
NETHERLANDS		6%	=	
MALAYSIA		4%	▲	+1
POLAND		3%	▲	+2
PERU		3%	▲	+1
CANADA		2%	▼	-1
ITALY		2%	=	
JAPAN		2%	=	
RUSSIA		2%	=	
SPAIN		2%	▼	-1
ARGENTINA		1%	▲	+1
BRAZIL		1%	=	
HUNGARY		1%	=	
MEXICO		1%	▼	-3
SOUTH AFRICA		1%	=	
SOUTH KOREA		1%	=	

Base: Representative sample of adults aged 16-74 in 27 participating countries. April 2021: 21,024; March 2021: 19,011.

Source: Global Advisor

## WORLD WORRIES






























### 16 | MAINTAINING SOCIAL PROGRAMMES

Which three of the following topics do you find the most worrying in your country?

% change compared  
with previous month:

(%) worried in April 2021 in each country

Mar 2021

WORLD		6%	=	
JAPAN		18%	▼	-1
SWEDEN		18%	▲	+5
SOUTH KOREA		14%	▼	-3
AUSTRALIA		9%	▲	+1
HUNGARY		8%	▲	+4
POLAND		8%	▼	-2
ITALY		7%	▲	+1
GERMANY		6%	▲	+3
GREAT BRITAIN		6%	=	
RUSSIA		6%	▼	-2
NETHERLANDS		6%	▲	+1
SPAIN		6%	▼	-2
ARGENTINA		5%	▼	-1
CANADA		5%	=	
ISRAEL		5%	▲	+4
BELGIUM		4%	=	
INDIA		4%	▲	+1
MEXICO		4%	▼	-1
BRAZIL		3%	=	
FRANCE		3%	=	
CHILE		2%	▼	-2
COLOMBIA		2%		
MALAYSIA		2%	▼	-2
SAUDI ARABIA		2%	▼	-1
SOUTH AFRICA		2%	=	
US		2%	▼	-1
PERU		1%	▲	+1
TURKEY		*	▼	-1

Base: Representative sample of adults aged 16-74 in 27 participating countries. April 2021: 21,024; March 2021: 19,011.

Source: Global Advisor

# WORLD WORRIES



























































## 17 | CHILDHOOD OBESITY

Which three of the following topics do you find the most worrying in your country?

% change compared  
with previous month:

(%) worried in April 2021 in each country

Mar 2021

WORLD			2%	=	
SAUDI ARABIA			16%	=	
INDIA			5%	▲	+1
AUSTRALIA			4%	▲	+1
MEXICO			4%	=	
NETHERLANDS			4%	=	
GREAT BRITAIN			3%	=	
ISRAEL			3%	▲	+1
POLAND			3%	▲	+1
BELGIUM			2%	=	
CANADA			2%	▲	+1
CHILE			2%	▲	+1
HUNGARY			2%	▲	+1
MALAYSIA			2%	=	
RUSSIA			2%	▲	+1
SWEDEN			2%	▼	-1
TURKEY			2%	▲	+1
US			2%	=	
ARGENTINA			1%	=	
BRAZIL			1%	=	
FRANCE			1%	▼	-1
GERMANY			1%	▼	-2
ITALY			1%	=	
SOUTH AFRICA			1%	▲	+1
SPAIN			1%	▼	-1
COLOMBIA			*		
JAPAN			*	=	
PERU			*	▼	-1
SOUTH KOREA			*	▼	-1

Base: Representative sample of adults aged 16-74 in 27 participating countries. April 2021: 21,024; March 2021: 19,011.

Source: Global Advisor

# WORLD WORRIES
























































## 18 | ACCESS TO CREDIT

Which three of the following topics do you find the most worrying in your country?

% change compared  
with previous month:

(%) worried in April 2021 in each country

Mar 2021

WORLD		 1%	=	
ITALY		 3%	▲	+1
RUSSIA		 3%	▲	+1
ARGENTINA		 2%	▲	+1
AUSTRALIA		 2%	=	
BELGIUM		 2%	▲	+1
INDIA		 2%	▲	+1
ISRAEL		 2%	▲	+2
SOUTH KOREA		 2%	=	
BRAZIL		 1%	=	
CANADA		 1%	=	
CHILE		 1%	▲	+1
COLOMBIA		 1%		
GERMANY		 1%	=	
GREAT BRITAIN		 1%	=	
HUNGARY		 1%	=	
JAPAN		 1%	=	
MALAYSIA		 1%	=	
MEXICO		 1%	=	
POLAND		 1%	=	
PERU		 1%	=	
SAUDI ARABIA		 1%	=	
NETHERLANDS		 1%	▼	-1
SOUTH AFRICA		 1%	▲	+1
SPAIN		 1%	=	
SWEDEN		 1%	▲	+1
FRANCE		*	▼	-1
TURKEY		*	▼	-2
US		*	▼	-1

Base: Representative sample of adults aged 16-74 in 27 participating countries. April 2021: 21,024; March 2021: 19,011.

Source: Global Advisor



# METHODOLOGY

## METHODOLOGY

The survey is conducted monthly in 28 countries around the world via the Ipsos Online Panel. The countries included are Argentina, Australia, Belgium, Brazil, Canada, Chile, Colombia, France, Great Britain, Germany, Hungary, India, Israel, Italy, Japan, Malaysia, Mexico, Netherlands, Peru, Poland, Russia, Saudi Arabia, South Africa, South Korea, Spain, Sweden, Turkey and the United States of America.

For the results of the survey presented herein, an international sample of 21,024 adults aged 18-74 in the US, South Africa, Turkey, Israel and Canada, and age 16-74 in all other countries, were interviewed between March 26th 2021 and April 9th 2021. Approximately 1000+ individuals participated on a country by country basis via the Ipsos Online Panel.

The precision of Ipsos online polls are calculated using a credibility interval with a poll of 1,000 accurate to +/- 3.1 percentage points and of 500 accurate to +/- 4.5 percentage points. For more information on the Ipsos use of credibility intervals, please visit the Ipsos website.

Weighting has been employed to balance demographics and ensure that the sample's composition reflects that of the adult population according to the most recent country census data.

A survey with an unweighted probability sample of this size would have an estimated margin of error of +/- 3.1 percentage points for a sample of 1,000 and an estimated margin of error of +/- 4.5 percentage points for a 500 sample 19 times out of 20.

In 17 of the 28 countries surveyed internet penetration is sufficiently high to think of the samples as representative of the wider population within the age ranges covered: Argentina, Australia, Belgium, Canada, France, Germany, Hungary, Israel, Italy, Japan, Netherlands, Poland, South Korea, Spain, Sweden, Great Britain and United States.

Brazil, Chile, Colombia, India, Malaysia, Mexico, Russia, Peru, Saudi Arabia, South Africa and Turkey have lower levels of internet penetration and so these samples should not be considered nationally representative, and instead be considered to represent a more affluent, connected population. These are still a vital social group to understand in these countries, representing an important and emerging middle class.



# APPENDIX



## FOR MORE INFORMATION

**Simon Atkinson**

Chief Knowledge Officer

✉ [simon.atkinson@ipsos.com](mailto:simon.atkinson@ipsos.com)

**Gideon Skinner**

Research Director

✉ [gideon.skinner@ipsos.com](mailto:gideon.skinner@ipsos.com)

**Teodros Gebrekal**

Researcher

✉ [teodros.gebrekal@ipsos.com](mailto:teodros.gebrekal@ipsos.com)