

WHAT WORRIES THE



May 2021

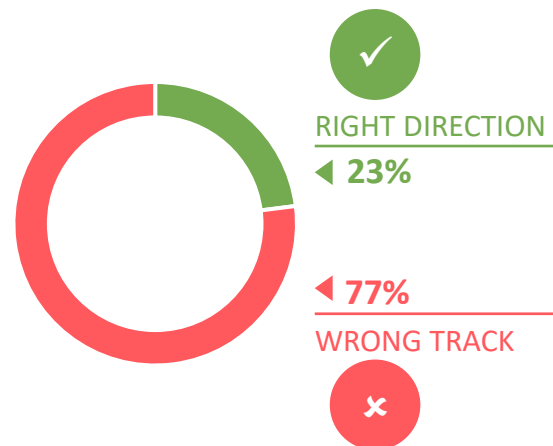
SPAIN SUMMARY: MAY 2021

The majority (77%) of Spanish people think things in the country are on the wrong track.

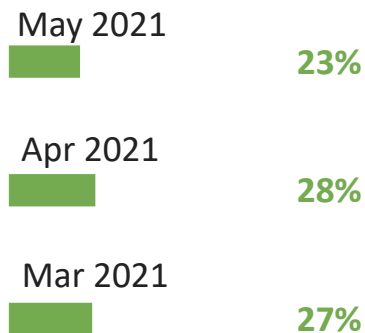
Unemployment currently occupies the top spot for concern with 60% saying this.

Generally speaking, would you say things in this country are heading in the right direction, or are they off on the wrong track?

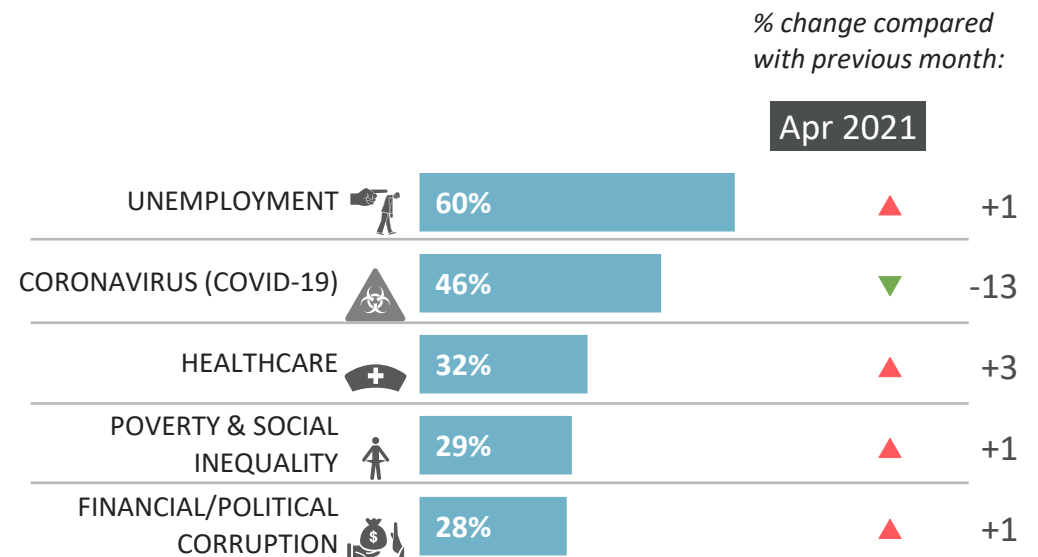
**RIGHT DIRECTION/
WRONG TRACK**
May 2021



RIGHT DIRECTION



Which three of the following topics do you find the most worrying in your country?



Base: Representative sample of Spanish adults aged 16-74. c.1000 per month

Source: Global Advisor

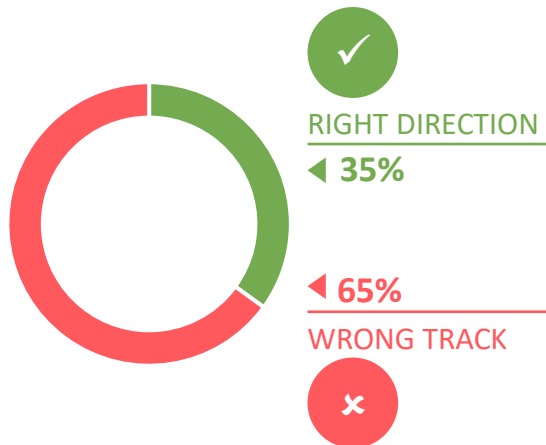
WORLD SUMMARY: MAY 2021

The majority (65%) of people around the world think things in their country are on the wrong track.

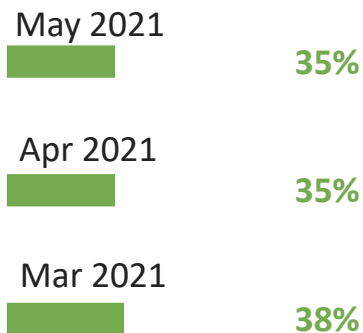
Coronavirus (COVID-19) currently occupies the top spot for global concern with 42% saying this.

Generally speaking, would you say things in this country are heading in the right direction, or are they off on the wrong track?

**RIGHT DIRECTION/
WRONG TRACK**
May 2021



RIGHT DIRECTION



Which three of the following topics do you find the most worrying in your country?*


% change compared with previous month:

Apr 2021

CORONAVIRUS (COVID-19)		42%	▼	-3
UNEMPLOYMENT		34%	▼	-1
POVERTY & SOCIAL INEQUALITY		32%	▲	+1
FINANCIAL/POLITICAL CORRUPTION		30%	=	
CRIME & VIOLENCE		25%	=	

Base: Representative sample of global adults aged 16-74. c.19070 per month

Source: Global Advisor



RIGHT

DIRECTION

WRONG

TRACK

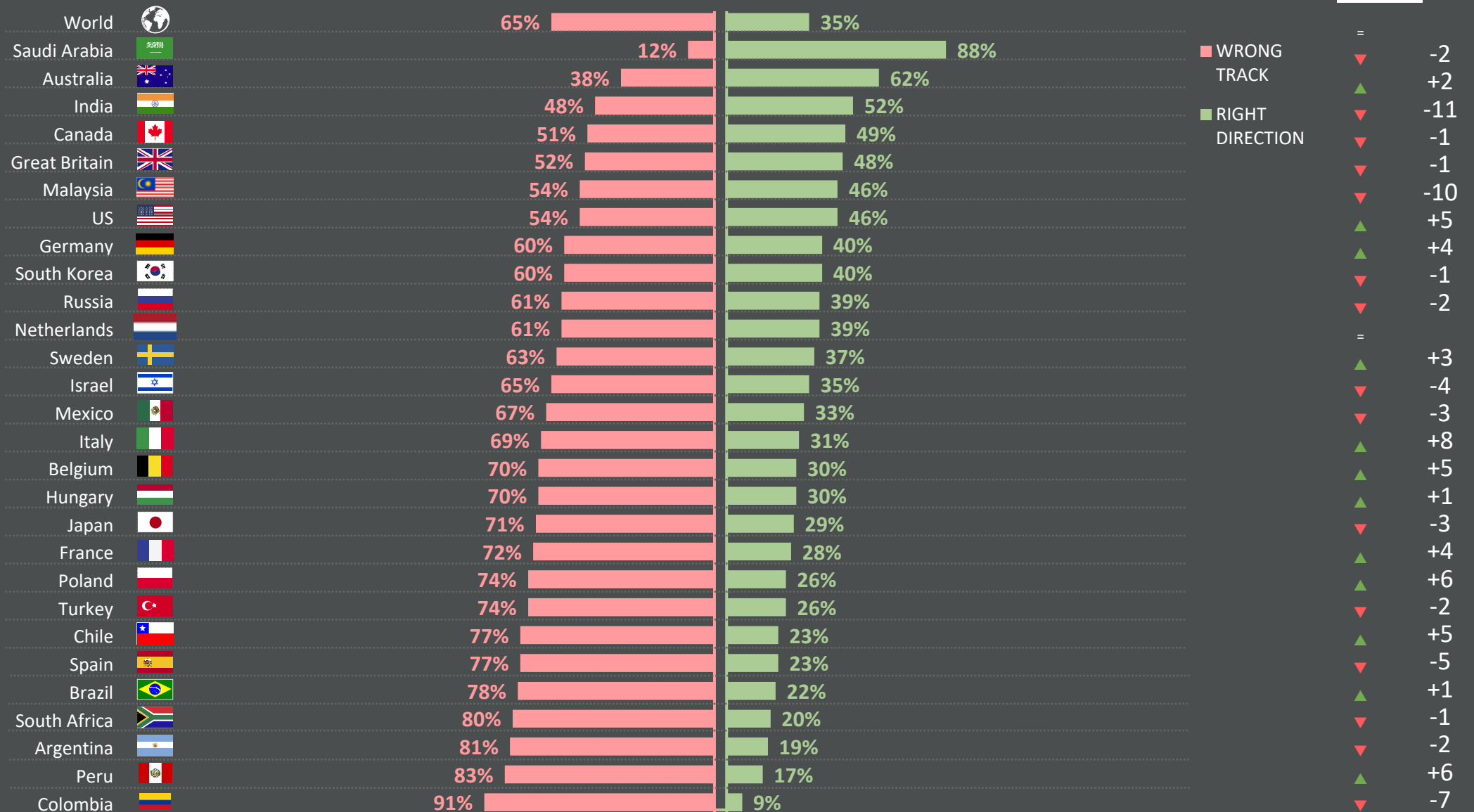
- Country comparisons
- Trends over time: Spain
- Trends over time: world

COUNTRY COMPARISON

RIGHT DIRECTION/WRONG TRACK

% change compared with previous month:

Apr 2021



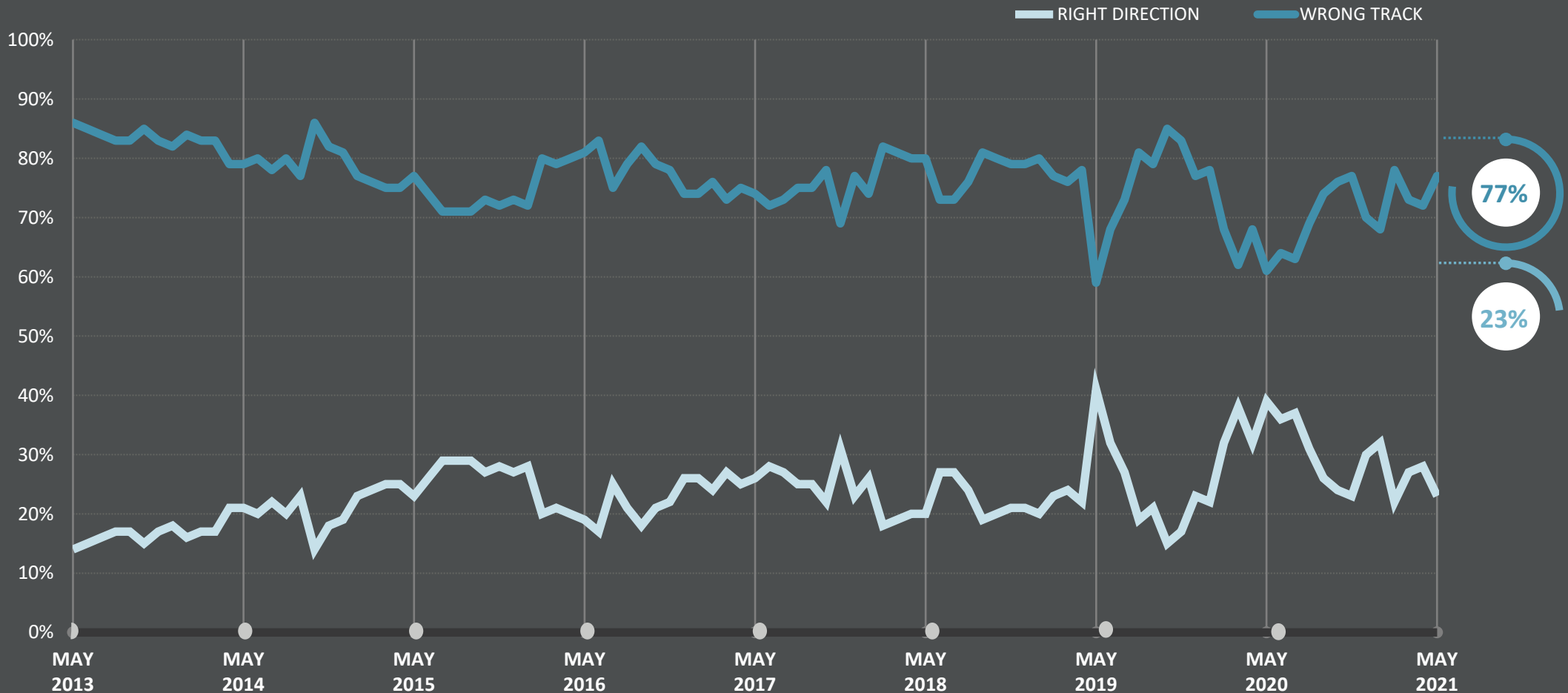
Base: Representative sample of 19,070 adults aged 16-74 in 27 participating countries, March 26th 2021 - April 9th 2021.

Source: Global Advisor

World Worries | May 2021 | Version 1 | Public | © Ipsos 2021

SPAIN: RIGHT DIRECTION/ WRONG TRACK

Generally speaking, would you say things in this country are heading in the right direction, or are they off on the wrong track?

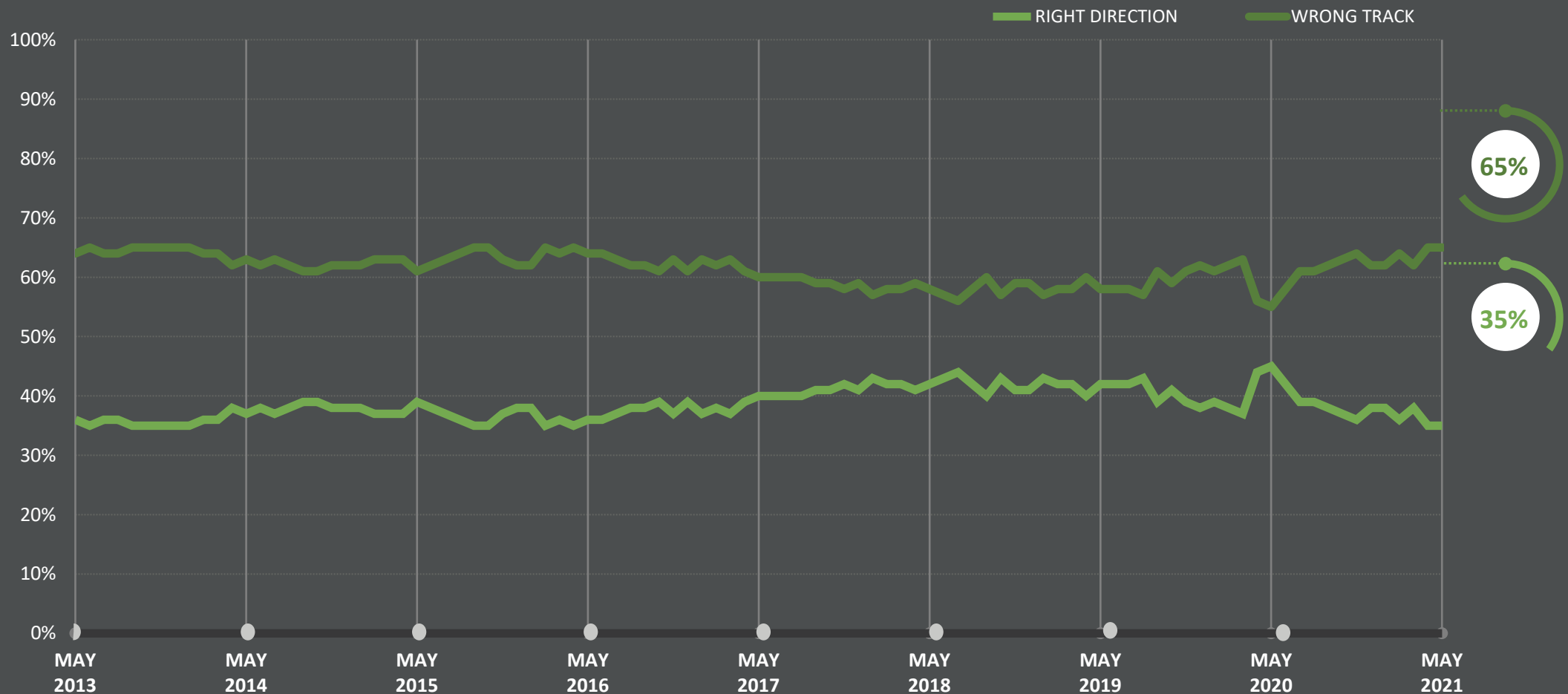


Base: Representative sample of global adults aged 16-74. c.19070 per month

Source: Global Advisor

WORLD: RIGHT DIRECTION/ WRONG TRACK

Generally speaking, would you say things in this country are heading in the right direction, or are they off on the wrong track?



Base: Representative sample of global adults aged 16-74. c.19070 per month

Source: Global Advisor



SPAIN'S

WORRIES

- Spain's top worries
- World's top worries
- Trends over time for worries: Spain & world

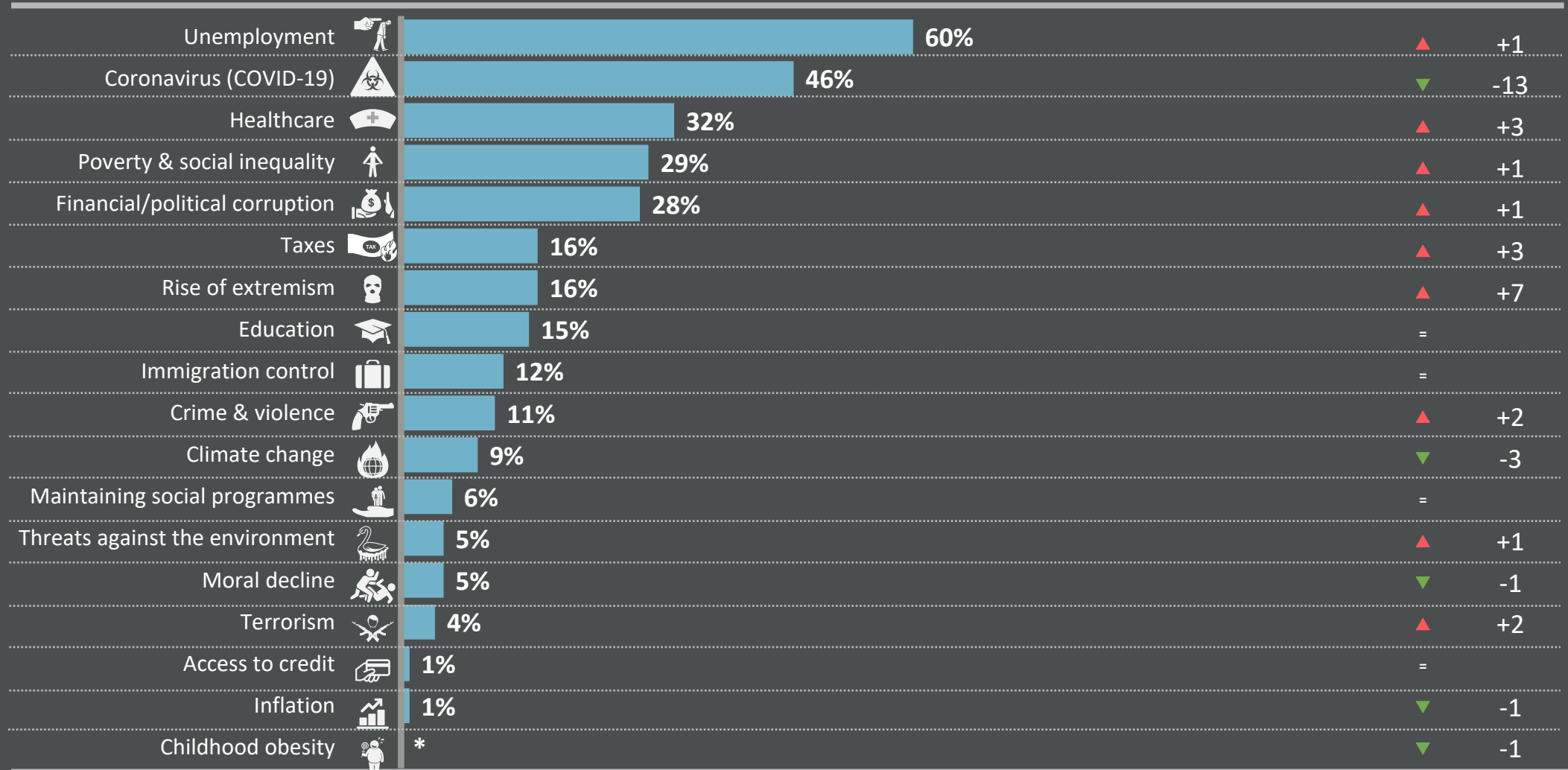
SPAIN'S WORRIES

Which three of the following topics do you find the most worrying in your country?

% change compared with previous month:

Mentioned in May 2021 (%)

Apr 2021



Base: Representative sample of Spanish adults aged 16-74. May 2021: 1,000; April 2021: 1,000.

Source: Global Advisor

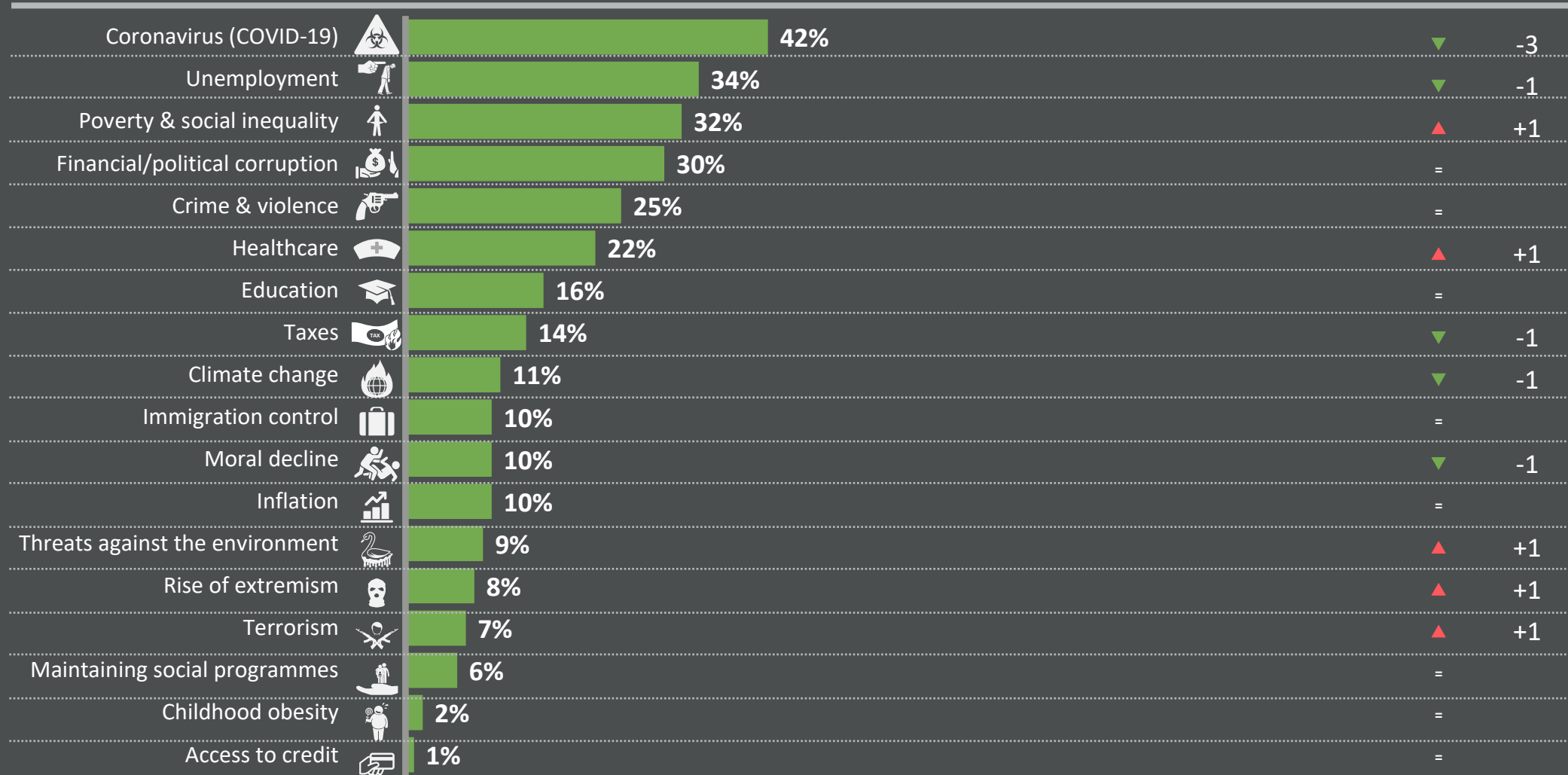
WORLD WORRIES

Which three of the following topics do you find the most worrying in your country?

% change compared with previous month:

Mentioned in May 2021 (%)

Apr 2021

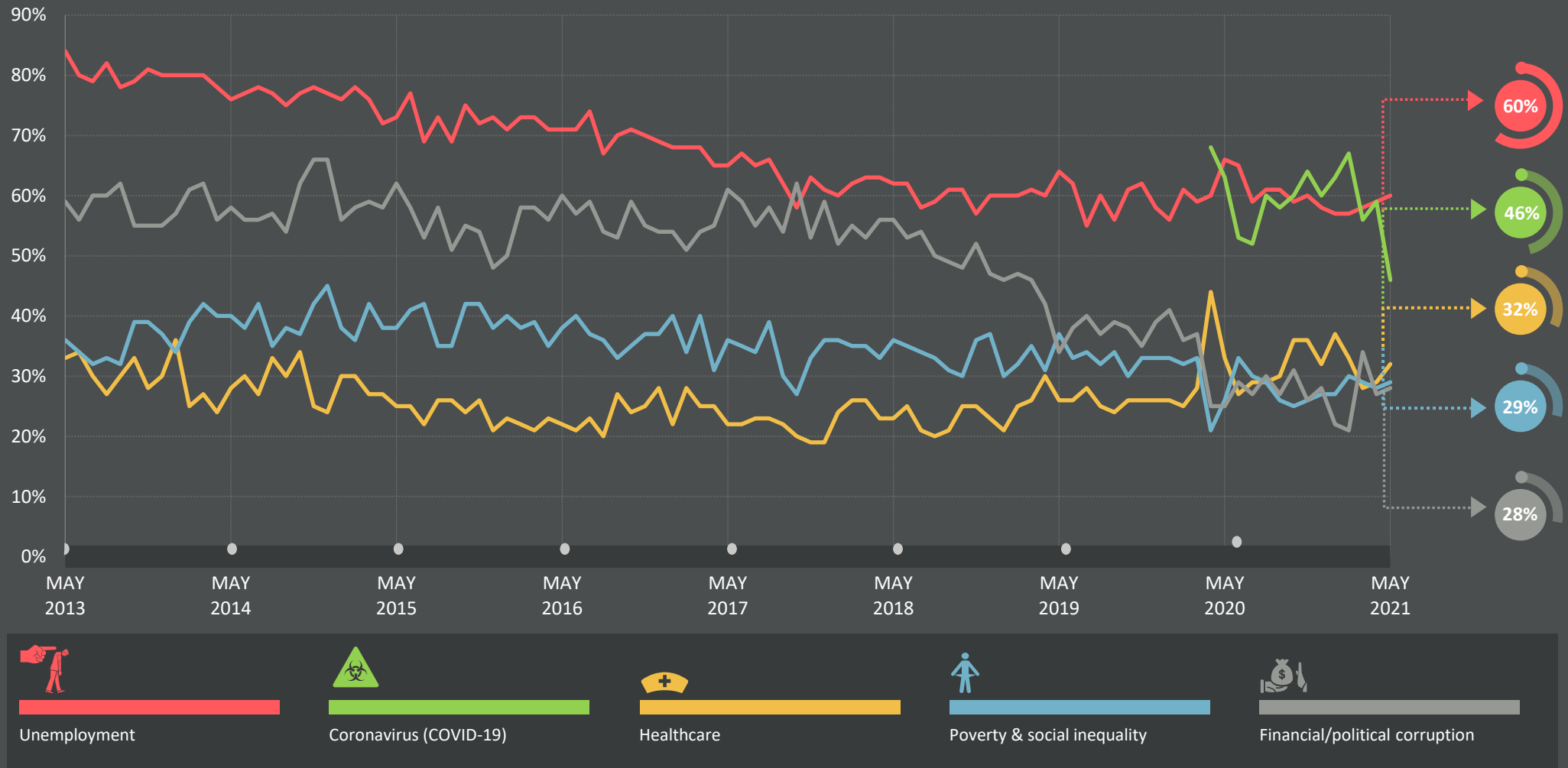


Base: Representative sample of adults aged 16-74. May 2021: 19,070; April 2021: 20,524.

Source: Global Advisor

SPAIN'S CURRENT TOP 5 WORRIES: LONG-TERM TRENDS

Which three of the following topics do you find the most worrying in your country?



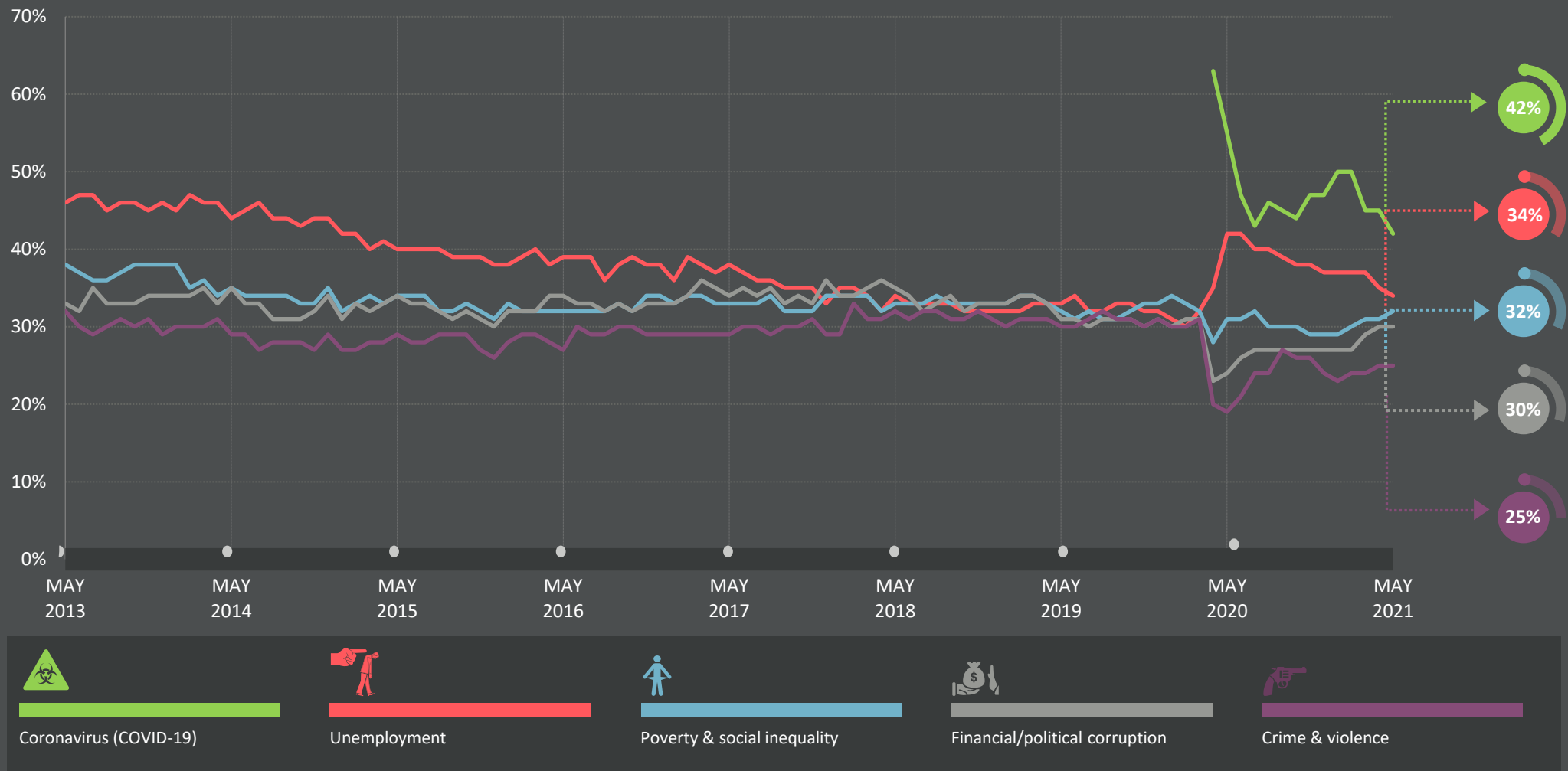
Base: Representative sample of global adults aged 16-74. c.19070 per month

Source: Global Advisor

THE WORLD'S CURRENT TOP 5 WORRIES:

LONG-TERM TRENDS

Which three of the following topics do you find the most worrying in your country?



Base: Representative sample of adults aged 16-64, c.18,000-21,000 per month.

Source: Global Advisor

WORLD WORRIES

COUNTRY COMPARISON

- Top concern by country
- Top 3 concerns by country
- Country comparison of Spain's top 5 concerns



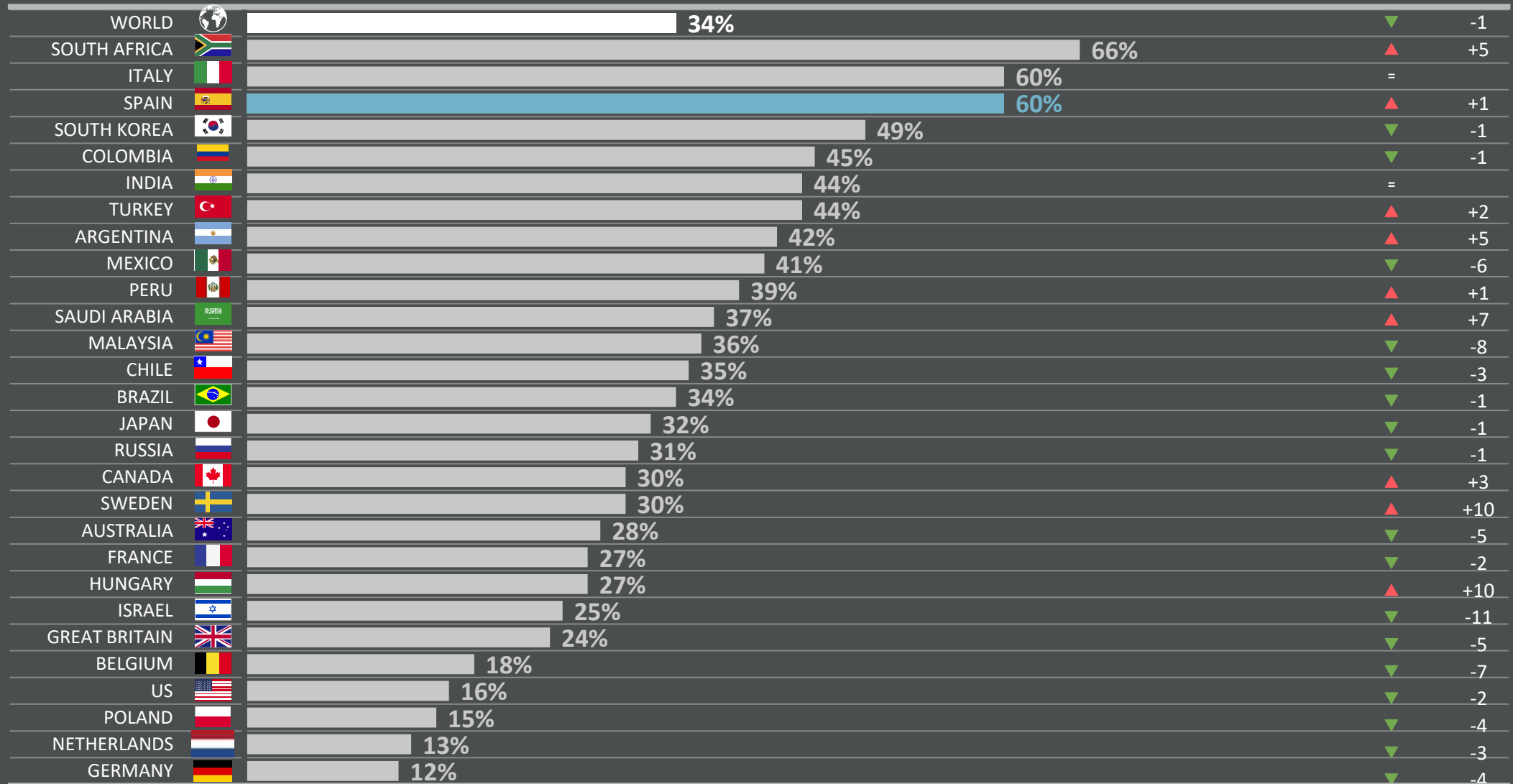
1 | UNEMPLOYMENT AND JOBS

Which three of the following topics do you find the most worrying in your country?

% change compared with previous month:

(%) worried in May 2021 in each country

Apr 2021



Base: Representative sample of adults aged 16-74 in 27 participating countries. May 2021: 19,070; April 2021: 20,524.

Source: Global Advisor

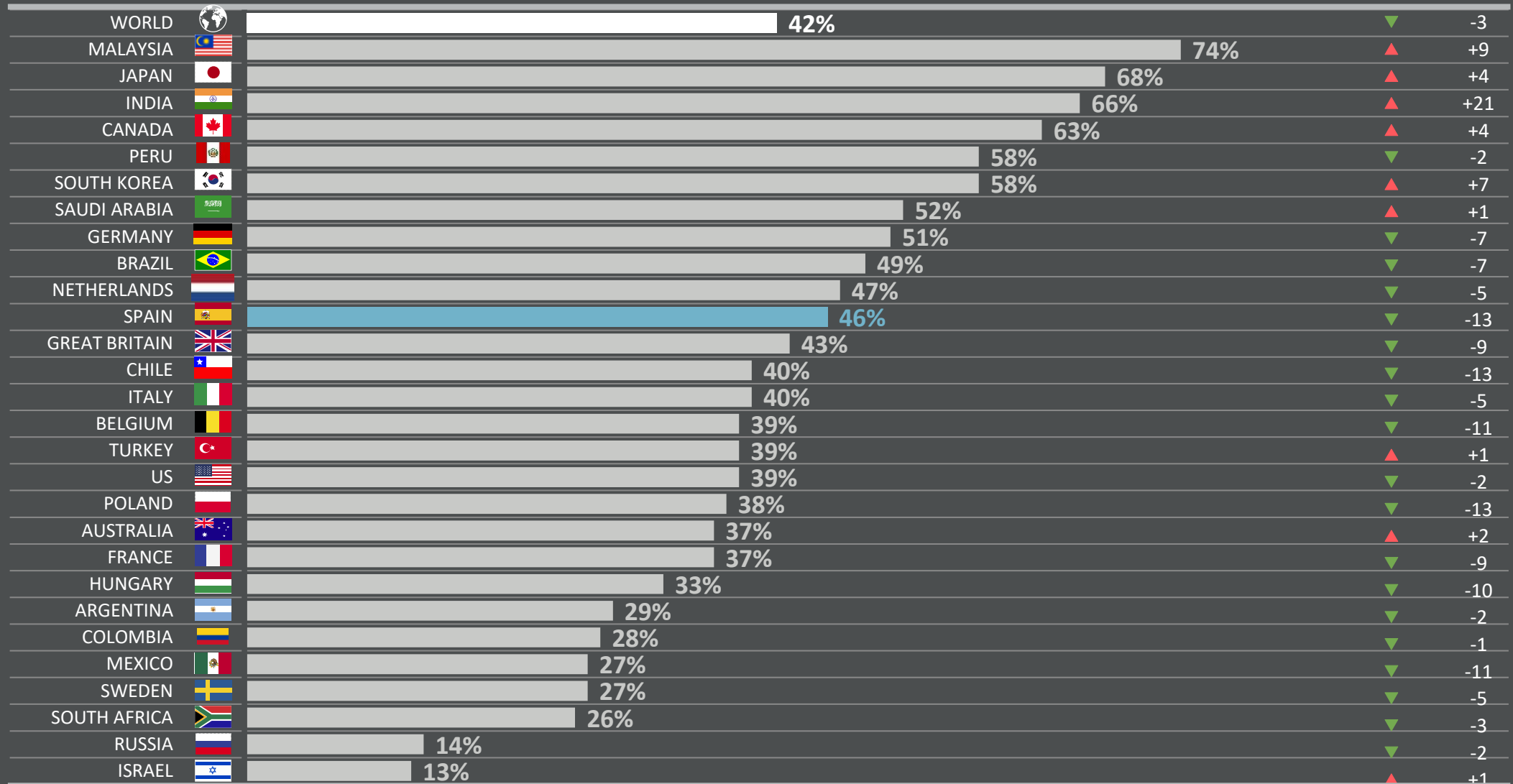
2 | CORONAVIRUS (COVID-19)

Which three of the following topics do you find the most worrying in your country?

% change compared
with previous month:

(%) worried in May 2021 in each country

Apr 2021



Base: Representative sample of adults aged 16-74 in 27 participating countries. May 2021: 19,070; April 2021: 20,524.

Source: Global Advisor






























3 | HEALTHCARE

Which three of the following topics do you find the most worrying in your country?

% change compared
with previous month:

(%) worried in May 2021 in each country

Apr 2021

WORLD		22%	▲	+1
HUNGARY		52%	▼	-6
POLAND		49%	▲	+1
NETHERLANDS		41%	▲	+11
BRAZIL		40%	▲	+2
CANADA		37%	▲	+3
SPAIN		32%	▲	+3
INDIA		30%	▲	+13
RUSSIA		29%	▲	+4
JAPAN		28%	▲	+5
AUSTRALIA		27%	▲	+2
GREAT BRITAIN		27%	▲	+1
US		22%	▼	-2
SWEDEN		21%	▼	-1
ITALY		19%	=	
GERMANY		18%	▲	+2
CHILE		17%	=	
BELGIUM		16%	▼	-5
PERU		16%	▼	-3
FRANCE		15%	=	
COLOMBIA		14%	▲	+4
MALAYSIA		14%	▲	+4
MEXICO		14%	▼	-2
ISRAEL		12%	▲	+1
SAUDI ARABIA		11%	▲	+2
SOUTH AFRICA		11%	▼	-3
ARGENTINA		8%	▼	-2
SOUTH KOREA		4%	▲	+1
TURKEY		3%	▼	-2

Base: Representative sample of adults aged 16-74 in 27 participating countries. May 2021: 19,070; April 2021: 20,524.

Source: Global Advisor






























4 | POVERTY & SOCIAL INEQUALITY

Which three of the following topics do you find the most worrying in your country?

% change compared
with previous month:

(%) worried in May 2021 in each country

Apr 2021

WORLD		32%	▲	+1
RUSSIA		61%	▲	+3
HUNGARY		47%	▲	+7
COLOMBIA		46%	▲	+4
TURKEY		45%	▲	+7
CHILE		41%	▼	-3
MEXICO		37%	=	
ARGENTINA		35%	▼	-4
BRAZIL		34%	▼	-4
GERMANY		34%	▼	-3
ISRAEL		34%	▲	+7
JAPAN		34%	=	
BELGIUM		33%	▲	+3
ITALY		33%	▲	+1
SOUTH KOREA		33%	▲	+2
GREAT BRITAIN		30%	=	
NETHERLANDS		30%	▼	-1
SOUTH AFRICA		29%	▼	-2
SPAIN		29%	▲	+1
FRANCE		27%	▼	-5
AUSTRALIA		24%	▲	+1
CANADA		24%	▼	-2
PERU		24%	=	
MALAYSIA		23%	▲	+1
SWEDEN		23%	▲	+4
US		23%	▲	+1
INDIA		21%	=	
POLAND		20%	▲	+1
SAUDI ARABIA		13%	▼	-2

Base: Representative sample of adults aged 16-74 in 27 participating countries. May 2021: 19,070; April 2021: 20,524.

Source: Global Advisor

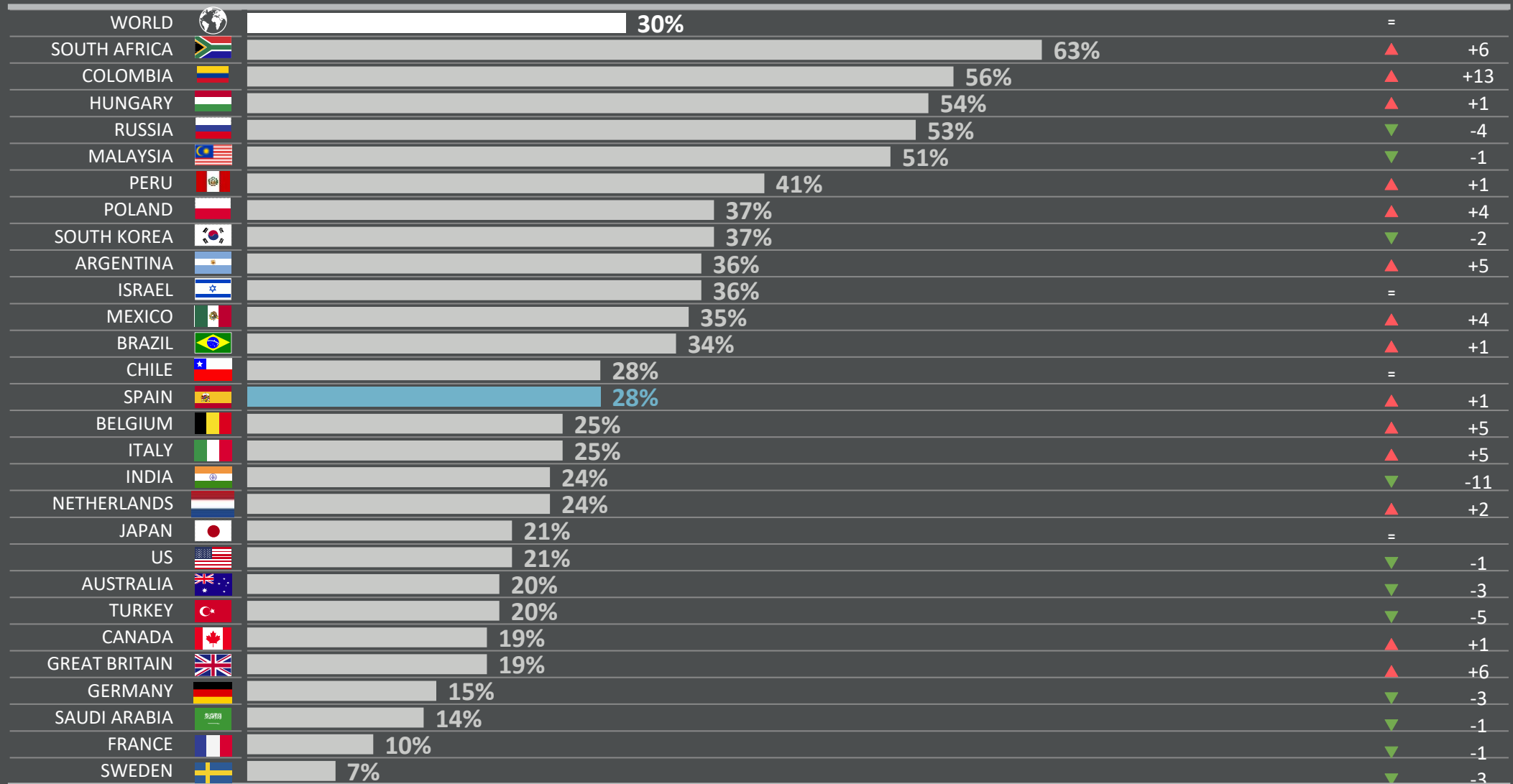
5 | FINANCIAL/POLITICAL CORRUPTION

Which three of the following topics do you find the most worrying in your country?

% change compared
with previous month:

(%) worried in May 2021 in each country

Apr 2021



Base: Representative sample of adults aged 16-74 in 27 participating countries. May 2021: 19,070; April 2021: 20,524.

Source: Global Advisor



WORLD WORRIES

COUNTRY COMPARISON

Country comparison of all 18 concerns

WORLD WORRIES

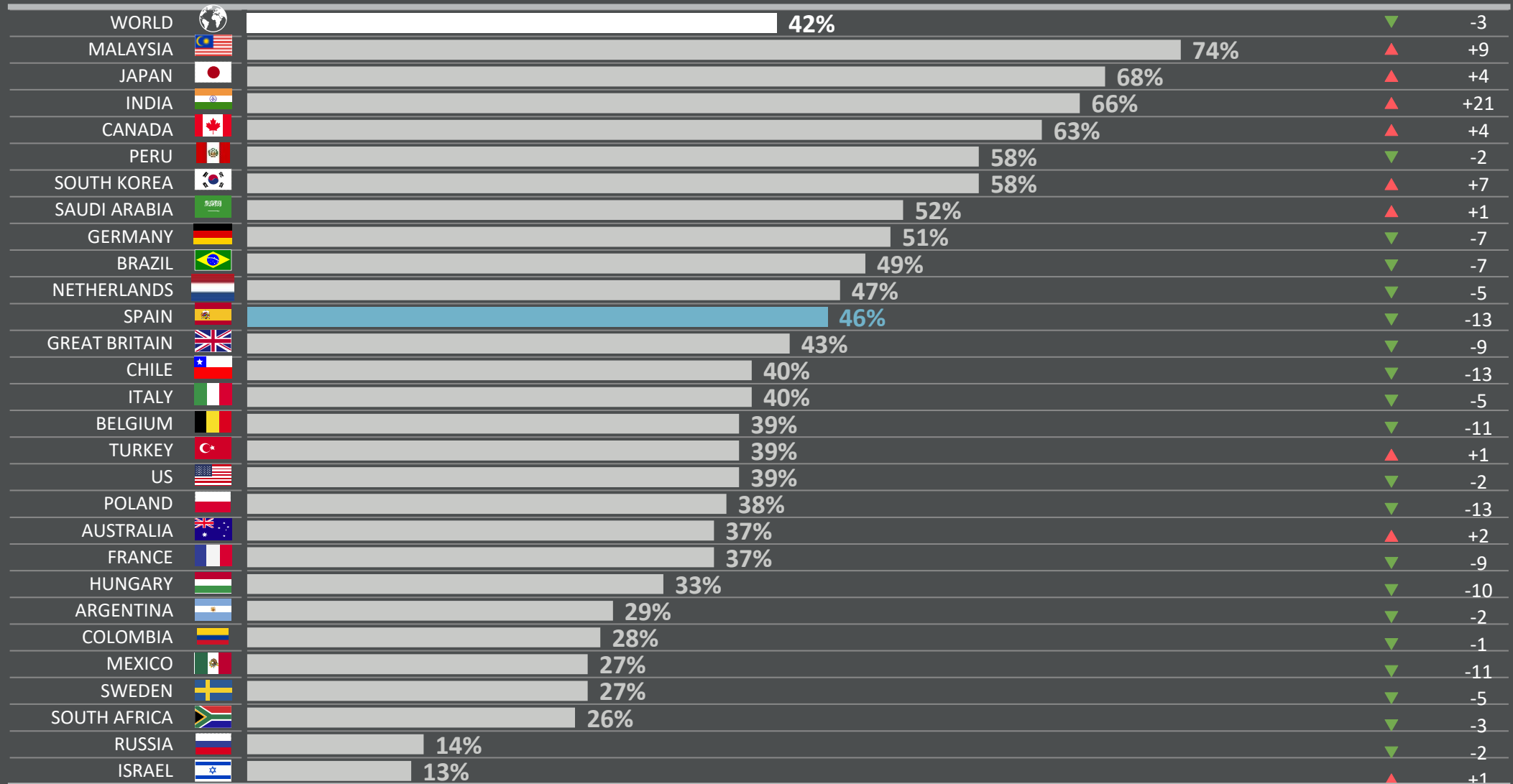
1 | CORONAVIRUS (COVID-19)

Which three of the following topics do you find the most worrying in your country?

% change compared
with previous month:

(%) worried in May 2021 in each country

Apr 2021



Base: Representative sample of adults aged 16-74 in 27 participating countries. May 2021: 19,070; April 2021: 20,524.

Source: Global Advisor

WORLD WORRIES






























2 | UNEMPLOYMENT AND JOBS

Which three of the following topics do you find the most worrying in your country?

% change compared
with previous month:

(%) worried in May 2021 in each country

Apr 2021

WORLD		34%	▼	-1
SOUTH AFRICA		66%	▲	+5
ITALY		60%	=	
SPAIN		60%	▲	+1
SOUTH KOREA		49%	▼	-1
COLOMBIA		45%	▼	-1
INDIA		44%	=	
TURKEY		44%	▲	+2
ARGENTINA		42%	▲	+5
MEXICO		41%	▼	-6
PERU		39%	▲	+1
SAUDI ARABIA		37%	▲	+7
MALAYSIA		36%	▼	-8
CHILE		35%	▼	-3
BRAZIL		34%	▼	-1
JAPAN		32%	▼	-1
RUSSIA		31%	▼	-1
CANADA		30%	▲	+3
SWEDEN		30%	▲	+10
AUSTRALIA		28%	▼	-5
FRANCE		27%	▼	-2
HUNGARY		27%	▲	+10
ISRAEL		25%	▼	-11
GREAT BRITAIN		24%	▼	-5
BELGIUM		18%	▼	-7
US		16%	▼	-2
POLAND		15%	▼	-4
NETHERLANDS		13%	▼	-3
GERMANY		12%	▼	-4

Base: Representative sample of adults aged 16-74 in 27 participating countries. May 2021: 19,070; April 2021: 20,524.

Source: Global Advisor

WORLD WORRIES






























3 | POVERTY & SOCIAL INEQUALITY

Which three of the following topics do you find the most worrying in your country?

% change compared
with previous month:

(%) worried in May 2021 in each country

Apr 2021

WORLD		32%	▲	+1
RUSSIA		61%	▲	+3
HUNGARY		47%	▲	+7
COLOMBIA		46%	▲	+4
TURKEY		45%	▲	+7
CHILE		41%	▼	-3
MEXICO		37%	=	
ARGENTINA		35%	▼	-4
BRAZIL		34%	▼	-4
GERMANY		34%	▼	-3
ISRAEL		34%	▲	+7
JAPAN		34%	=	
BELGIUM		33%	▲	+3
ITALY		33%	▲	+1
SOUTH KOREA		33%	▲	+2
GREAT BRITAIN		30%	=	
NETHERLANDS		30%	▼	-1
SOUTH AFRICA		29%	▼	-2
SPAIN		29%	▲	+1
FRANCE		27%	▼	-5
AUSTRALIA		24%	▲	+1
CANADA		24%	▼	-2
PERU		24%	=	
MALAYSIA		23%	▲	+1
SWEDEN		23%	▲	+4
US		23%	▲	+1
INDIA		21%	=	
POLAND		20%	▲	+1
SAUDI ARABIA		13%	▼	-2

Base: Representative sample of adults aged 16-74 in 27 participating countries. May 2021: 19,070; April 2021: 20,524.

Source: Global Advisor

WORLD WORRIES






























4 | FINANCIAL/POLITICAL CORRUPTION

Which three of the following topics do you find the most worrying in your country?

% change compared
with previous month:

(%) worried in May 2021 in each country

Apr 2021

WORLD		30%	=	
SOUTH AFRICA		63%	▲	+6
COLOMBIA		56%	▲	+13
HUNGARY		54%	▲	+1
RUSSIA		53%	▼	-4
MALAYSIA		51%	▼	-1
PERU		41%	▲	+1
POLAND		37%	▲	+4
SOUTH KOREA		37%	▼	-2
ARGENTINA		36%	▲	+5
ISRAEL		36%	=	
MEXICO		35%	▲	+4
BRAZIL		34%	▲	+1
CHILE		28%	=	
SPAIN		28%	▲	+1
BELGIUM		25%	▲	+5
ITALY		25%	▲	+5
INDIA		24%	▼	-11
NETHERLANDS		24%	▲	+2
JAPAN		21%	=	
US		21%	▼	-1
AUSTRALIA		20%	▼	-3
TURKEY		20%	▼	-5
CANADA		19%	▲	+1
GREAT BRITAIN		19%	▲	+6
GERMANY		15%	▼	-3
SAUDI ARABIA		14%	▼	-1
FRANCE		10%	▼	-1
SWEDEN		7%	▼	-3

Base: Representative sample of adults aged 16-74 in 27 participating countries. May 2021: 19,070; April 2021: 20,524.

Source: Global Advisor

WORLD WORRIES

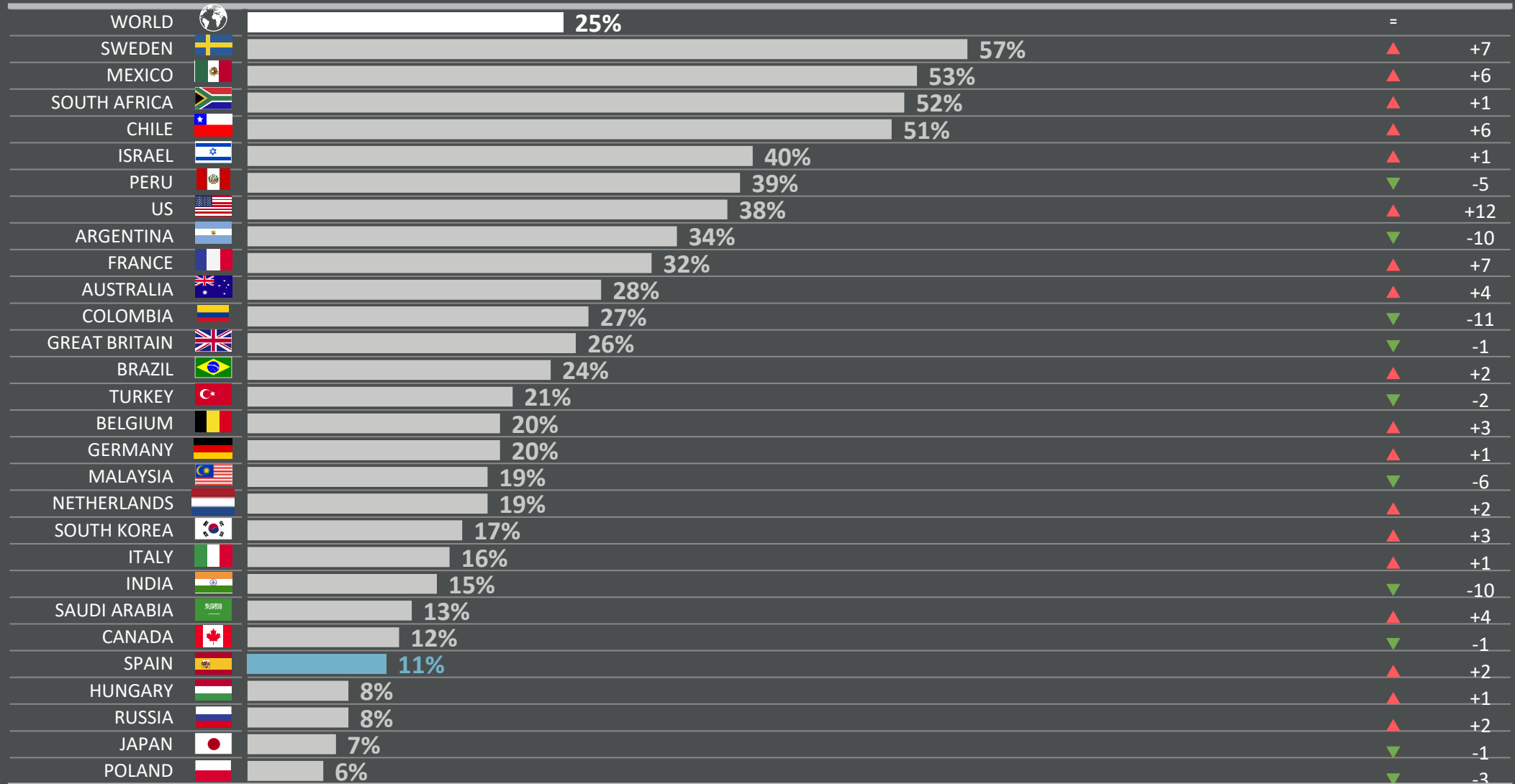
5 | CRIME & VIOLENCE

Which three of the following topics do you find the most worrying in your country?

% change compared
with previous month:

(%) worried in May 2021 in each country

Apr 2021



Base: Representative sample of adults aged 16-74 in 27 participating countries. May 2021: 19,070; April 2021: 20,524.

Source: Global Advisor

WORLD WORRIES






























6 | HEALTHCARE

Which three of the following topics do you find the most worrying in your country?

% change compared
with previous month:

(%) worried in May 2021 in each country

Apr 2021

WORLD		22%	▲	+1
HUNGARY		52%	▼	-6
POLAND		49%	▲	+1
NETHERLANDS		41%	▲	+11
BRAZIL		40%	▲	+2
CANADA		37%	▲	+3
SPAIN		32%	▲	+3
INDIA		30%	▲	+13
RUSSIA		29%	▲	+4
JAPAN		28%	▲	+5
AUSTRALIA		27%	▲	+2
GREAT BRITAIN		27%	▲	+1
US		22%	▼	-2
SWEDEN		21%	▼	-1
ITALY		19%	=	
GERMANY		18%	▲	+2
CHILE		17%	=	
BELGIUM		16%	▼	-5
PERU		16%	▼	-3
FRANCE		15%	=	
COLOMBIA		14%	▲	+4
MALAYSIA		14%	▲	+4
MEXICO		14%	▼	-2
ISRAEL		12%	▲	+1
SAUDI ARABIA		11%	▲	+2
SOUTH AFRICA		11%	▼	-3
ARGENTINA		8%	▼	-2
SOUTH KOREA		4%	▲	+1
TURKEY		3%	▼	-2

Base: Representative sample of adults aged 16-74 in 27 participating countries. May 2021: 19,070; April 2021: 20,524.






























Source: Global Advisor

Which three of the following topics do you find the most worrying in your country?

% change compared
with previous month:

(%) worried in May 2021 in each country

Apr 2021

WORLD		16%	=	
PERU		37%	▲	+5
MEXICO		32%	▲	+4
ISRAEL		28%	▼	-6
ARGENTINA		25%	▲	+1
BRAZIL		24%	▲	+6
CHILE		21%	▲	+5
COLOMBIA		20%	▲	+1
TURKEY		19%	▼	-6
INDIA		18%	▼	-2
MALAYSIA		18%	▲	+8
RUSSIA		17%	▲	+1
HUNGARY		15%	▼	-2
POLAND		15%	▼	-2
SPAIN		15%	=	
FRANCE		14%	▼	-3
GERMANY		14%	▲	+1
SAUDI ARABIA		14%	▼	-3
SOUTH AFRICA		14%	▼	-3
AUSTRALIA		12%	▲	+2
CANADA		12%	▲	+2
ITALY		12%	▲	+1
NETHERLANDS		12%	▼	-3
BELGIUM		11%	▼	-3
GREAT BRITAIN		11%	▼	-1
SWEDEN		9%	▲	+4
US		9%	=	
JAPAN		7%	▼	-2
SOUTH KOREA		4%	▼	-3

Base: Representative sample of adults aged 16-74 in 27 participating countries. May 2021: 19,070; April 2021: 20,524.






























Source: Global Advisor

Which three of the following topics do you find the most worrying in your country?

% change compared
with previous month:

(%) worried in May 2021 in each country

Apr 2021

WORLD		14%	▼	-1
SAUDI ARABIA		34%	▲	+2
BELGIUM		32%	▲	+3
COLOMBIA		25%	▲	+3
ITALY		25%	=	
POLAND		25%	▼	-5
CANADA		23%	▲	+2
TURKEY		19%	▲	+1
ISRAEL		18%	▼	-1
ARGENTINA		17%	▲	+1
JAPAN		16%	▼	-1
SOUTH KOREA		16%	▼	-4
SPAIN		16%	▲	+3
FRANCE		13%	=	
RUSSIA		13%	=	
BRAZIL		12%	▼	-2
NETHERLANDS		12%	=	
US		11%	▼	-6
AUSTRALIA		10%	▲	+2
MEXICO		10%	▲	+2
SWEDEN		9%	▼	-4
INDIA		8%	▼	-6
GERMANY		7%	▼	-1
GREAT BRITAIN		7%	▼	-1
SOUTH AFRICA		7%	▲	+1
CHILE		5%	▲	+2
MALAYSIA		5%	▲	+1
HUNGARY		3%	▼	-4
PERU		1%	▼	-3

Base: Representative sample of adults aged 16-74 in 27 participating countries. May 2021: 19,070; April 2021: 20,524.

Source: Global Advisor

WORLD WORRIES






























9 | CLIMATE CHANGE

Which three of the following topics do you find the most worrying in your country?

% change compared with previous month:

(%) worried in May 2021 in each country

Apr 2021

WORLD		11%	▼	-1
GERMANY		29%	▲	+3
AUSTRALIA		27%	▼	-2
CANADA		24%	▼	-1
GREAT BRITAIN		24%	▲	+3
NETHERLANDS		21%	=	
FRANCE		19%	▼	-1
US		19%	▲	+3
BELGIUM		15%	=	
JAPAN		15%	▼	-1
SWEDEN		15%	▼	-4
SOUTH KOREA		13%	▲	+1
ITALY		12%	▲	+1
INDIA		11%	=	
POLAND		11%	▲	+2
MEXICO		10%	▲	+2
SAUDI ARABIA		10%	▼	-9
SPAIN		9%	▼	-3
HUNGARY		7%	▲	+1
TURKEY		7%	▲	+4
CHILE		5%	▲	+2
BRAZIL		2%	=	
MALAYSIA		2%	▼	-2
SOUTH AFRICA		2%	▼	-2
ARGENTINA		1%	=	
COLOMBIA		1%	▼	-2
ISRAEL		1%	▼	-5
PERU		1%	=	
RUSSIA		1%	▼	-3

Base: Representative sample of adults aged 16-74 in 27 participating countries. May 2021: 19,070; April 2021: 20,524.

Source: Global Advisor

WORLD WORRIES






























10 | IMMIGRATION CONTROL

Which three of the following topics do you find the most worrying in your country?

% change compared with previous month:

(%) worried in May 2021 in each country

Apr 2021

WORLD		10%	=	
SWEDEN		29%	▲	+5
US		26%	▼	-1
BELGIUM		23%	▲	+8
FRANCE		20%	▲	+2
GERMANY		20%	=	
GREAT BRITAIN		19%	=	
CHILE		16%	▼	-3
ITALY		16%	▲	+2
NETHERLANDS		16%	=	
AUSTRALIA		15%	▲	+3
SPAIN		12%	=	
CANADA		11%	▲	+2
PERU		8%	▼	-1
SOUTH AFRICA		8%	▲	+2
TURKEY		8%	▼	-2
COLOMBIA		7%	▼	-9
HUNGARY		6%	=	
ISRAEL		5%	▼	-3
MALAYSIA		5%	▼	-2
JAPAN		4%	▼	-1
RUSSIA		4%	=	
INDIA		3%	▼	-2
SAUDI ARABIA		3%	▲	+2
MEXICO		2%	▼	-2
ARGENTINA		1%	▼	-1
BRAZIL		1%	=	
POLAND		1%	▼	-1
SOUTH KOREA		*	▼	-3

Base: Representative sample of adults aged 16-74 in 27 participating countries. May 2021: 19,070; April 2021: 20,524.

Source: Global Advisor

WORLD WORRIES






























11 | MORAL DECLINE

Which three of the following topics do you find the most worrying in your country?

% change compared
with previous month:

(%) worried in May 2021 in each country

Apr 2021

WORLD		10%	▼	-1
SAUDI ARABIA		17%	▲	+2
US		17%	▼	-7
JAPAN		16%	▼	-1
GERMANY		15%	▲	+1
HUNGARY		15%	▲	+6
SOUTH KOREA		15%	▼	-1
FRANCE		14%	▼	-1
POLAND		14%	▲	+5
NETHERLANDS		14%	▼	-4
ISRAEL		13%	▼	-7
AUSTRALIA		12%	▼	-2
GREAT BRITAIN		12%	=	
RUSSIA		12%	▼	-1
BELGIUM		11%	=	
MALAYSIA		11%	▼	-2
ITALY		10%	▲	+1
ARGENTINA		9%	▲	+3
CANADA		9%	▼	-2
BRAZIL		7%	=	
SWEDEN		7%	▼	-4
TURKEY		7%	▼	-2
INDIA		6%	=	
MEXICO		6%	▲	+1
SOUTH AFRICA		6%	▲	+1
CHILE		5%	▼	-1
SPAIN		5%	▼	-1
PERU		4%	▼	-3
COLOMBIA		3%	▼	-2

Base: Representative sample of adults aged 16-74 in 27 participating countries. May 2021: 19,070; April 2021: 20,524.

Source: Global Advisor

WORLD WORRIES






























12 | INFLATION

Which three of the following topics do you find the most worrying in your country?

% change compared
with previous month:

(%) worried in May 2021 in each country

Apr 2021

WORLD		10%	=	
ARGENTINA		49%	▲	+6
TURKEY		32%	▲	+2
RUSSIA		29%	▲	+2
POLAND		21%	▲	+4
MALAYSIA		13%	▲	+3
BRAZIL		10%	▼	-2
CANADA		10%	▼	-1
HUNGARY		10%	▼	-7
INDIA		10%	▲	+2
PERU		10%	▲	+3
AUSTRALIA		9%	=	
COLOMBIA		7%	▲	+1
GERMANY		7%	=	
MEXICO		7%	▼	-2
SAUDI ARABIA		7%	▲	+3
SOUTH AFRICA		7%	▲	+1
SOUTH KOREA		7%	▼	-2
US		7%	▲	+1
CHILE		6%	▲	+3
BELGIUM		5%	▲	+1
GREAT BRITAIN		5%	▲	+1
FRANCE		4%	=	
ITALY		4%	▼	-1
ISRAEL		3%	=	
JAPAN		3%	=	
NETHERLANDS		2%	=	
SPAIN		1%	▼	-1
SWEDEN		1%	=	

Base: Representative sample of adults aged 16-74 in 27 participating countries. May 2021: 19,070; April 2021: 20,524.

Source: Global Advisor

WORLD WORRIES






























13 | THREATS AGAINST THE ENVIRONMENT

Which three of the following topics do you find the most worrying in your country?

% change compared
with previous month:

(%) worried in May 2021 in each country

Apr 2021

WORLD		<div><div></div></div> 9%	▲	+1
GERMANY		<div><div></div></div> 15%	=	
AUSTRALIA		<div><div></div></div> 14%	▲	+1
SWEDEN		<div><div></div></div> 14%	▼	-3
FRANCE		<div><div></div></div> 13%	▲	+3
POLAND		<div><div></div></div> 13%	▲	+3
NETHERLANDS		<div><div></div></div> 13%	▲	+2
MEXICO		<div><div></div></div> 12%	▲	+3
SOUTH KOREA		<div><div></div></div> 12%	=	
BELGIUM		<div><div></div></div> 11%	▲	+1
GREAT BRITAIN		<div><div></div></div> 11%	▲	+1
BRAZIL		<div><div></div></div> 10%	▲	+3
JAPAN		<div><div></div></div> 10%	▲	+1
RUSSIA		<div><div></div></div> 10%	=	
INDIA		<div><div></div></div> 9%	▼	-1
ITALY		<div><div></div></div> 8%	▲	+1
CANADA		<div><div></div></div> 7%	▼	-4
HUNGARY		<div><div></div></div> 7%	▲	+3
MALAYSIA		<div><div></div></div> 7%	▼	-1
SAUDI ARABIA		<div><div></div></div> 7%	▲	+1
US		<div><div></div></div> 7%	=	
CHILE		<div><div></div></div> 6%	▼	-1
SPAIN		<div><div></div></div> 5%	▲	+1
COLOMBIA		<div><div></div></div> 4%	▼	-5
PERU		<div><div></div></div> 4%	=	
ISRAEL		<div><div></div></div> 3%	=	
ARGENTINA		<div><div></div></div> 2%	▼	-1
SOUTH AFRICA		<div><div></div></div> 2%	▼	-1
TURKEY		<div><div></div></div> 2%	▲	+1

Base: Representative sample of adults aged 16-74 in 27 participating countries. May 2021: 19,070; April 2021: 20,524.

Source: Global Advisor

WORLD WORRIES






























14 | RISE OF EXTREMISM

Which three of the following topics do you find the most worrying in your country?

% change compared
with previous month:

(%) worried in May 2021 in each country

Apr 2021

WORLD		8%	▲	+1
US		21%	▼	-2
SWEDEN		20%	▲	+3
FRANCE		17%	▲	+2
BELGIUM		16%	▲	+3
GERMANY		16%	▲	+5
ISRAEL		16%	▲	+4
SPAIN		16%	▲	+7
NETHERLANDS		12%	▼	-1
GREAT BRITAIN		11%	=	
POLAND		11%	▲	+5
AUSTRALIA		9%	▼	-2
MALAYSIA		7%	▼	-5
SOUTH KOREA		7%	▲	+1
BRAZIL		6%	▲	+1
CHILE		6%	=	
INDIA		6%	▲	+1
CANADA		5%	▼	-2
ITALY		5%	▼	-1
COLOMBIA		4%	▼	-2
HUNGARY		3%	▲	+1
PERU		3%	▼	-1
TURKEY		3%	=	
ARGENTINA		2%	▼	-1
JAPAN		2%	=	
MEXICO		1%	=	
RUSSIA		1%	▼	-2
SAUDI ARABIA		1%	▼	-1
SOUTH AFRICA		1%	▲	+3

Base: Representative sample of adults aged 16-74 in 27 participating countries. May 2021: 19,070; April 2021: 20,524.

Source: Global Advisor

WORLD WORRIES






























15 | TERRORISM

Which three of the following topics do you find the most worrying in your country?

% change compared with previous month:

(%) worried in May 2021 in each country

Apr 2021

WORLD		7%	▲	+1
ISRAEL		32%	▲	+13
FRANCE		24%	▲	+6
TURKEY		14%	=	
SAUDI ARABIA		13%	▲	+1
BELGIUM		11%	▲	+2
GREAT BRITAIN		11%	▲	+3
PERU		10%	▲	+7
COLOMBIA		9%	▲	+3
INDIA		9%	▼	-1
GERMANY		8%	▲	+1
US		7%	=	
SWEDEN		6%	▼	-2
AUSTRALIA		5%	▼	-2
CHILE		5%	▼	-1
MALAYSIA		4%	=	
NETHERLANDS		4%	▼	-2
SPAIN		4%	▲	+2
MEXICO		3%	▲	+2
BRAZIL		2%	▲	+1
ITALY		2%	=	
JAPAN		2%	=	
SOUTH AFRICA		2%	▲	+1
ARGENTINA		1%	=	
CANADA		1%	▼	-1
POLAND		1%	▼	-2
RUSSIA		1%	▼	-1
SOUTH KOREA		1%	=	
HUNGARY		*	▼	-1

Base: Representative sample of adults aged 16-74 in 27 participating countries. May 2021: 19,070; April 2021: 20,524.

Source: Global Advisor

WORLD WORRIES






























16 | MAINTAINING SOCIAL PROGRAMMES

Which three of the following topics do you find the most worrying in your country?

% change compared
with previous month:

(%) worried in May 2021 in each country

Apr 2021

WORLD		6%	=	
JAPAN		18%	=	
SOUTH KOREA		14%	=	
SWEDEN		14%	▼	-4
GREAT BRITAIN		10%	▲	+4
ISRAEL		10%	▲	+5
AUSTRALIA		8%	▼	-1
POLAND		8%	=	
RUSSIA		7%	▲	+1
NETHERLANDS		7%	▲	+1
ITALY		6%	▼	-1
SPAIN		6%	=	
BELGIUM		5%	▲	+1
CANADA		5%	=	
FRANCE		5%	▲	+2
MEXICO		5%	▲	+1
ARGENTINA		4%	▼	-1
CHILE		4%	▲	+2
GERMANY		4%	▼	-2
HUNGARY		4%	▼	-4
INDIA		4%	=	
US		4%	▲	+2
BRAZIL		3%	=	
SAUDI ARABIA		3%	▲	+1
MALAYSIA		2%	=	
TURKEY		2%	▲	+2
COLOMBIA		1%	▼	-1
PERU		1%	=	
SOUTH AFRICA		1%	▼	-1

Base: Representative sample of adults aged 16-74 in 27 participating countries. May 2021: 19,070; April 2021: 20,524.

Source: Global Advisor

WORLD WORRIES






























17 | CHILDHOOD OBESITY

Which three of the following topics do you find the most worrying in your country?

% change compared
with previous month:

(%) worried in May 2021 in each country

Apr 2021

WORLD		2%	=	
SAUDI ARABIA		13%	▼	-3
POLAND		8%	▲	+5
AUSTRALIA		5%	▲	+1
GREAT BRITAIN		4%	▲	+1
INDIA		4%	▼	-1
NETHERLANDS		4%	=	
CHILE		3%	▲	+1
GERMANY		3%	▲	+2
HUNGARY		3%	▲	+1
ISRAEL		3%	=	
MEXICO		3%	▼	-1
RUSSIA		2%	=	
SWEDEN		2%	=	
US		2%	=	
ARGENTINA		1%	=	
BELGIUM		1%	▼	-1
BRAZIL		1%	=	
CANADA		1%	▼	-1
FRANCE		1%	=	
ITALY		1%	=	
MALAYSIA		1%	▼	-1
SOUTH AFRICA		1%	=	
TURKEY		1%	▼	-1
COLOMBIA		*	=	
JAPAN		*	=	
PERU		*	=	
SOUTH KOREA		*	=	
SPAIN		*	▼	-1

Base: Representative sample of adults aged 16-74 in 27 participating countries. May 2021: 19,070; April 2021: 20,524.

Source: Global Advisor

WORLD WORRIES


























































18 | ACCESS TO CREDIT

Which three of the following topics do you find the most worrying in your country?

% change compared
with previous month:

(%) worried in May 2021 in each country

Apr 2021

WORLD		 1%	=	
AUSTRALIA		 3%	▲	+1
SWEDEN		 3%	▲	+2
CHILE		 2%	▲	+1
ISRAEL		 2%	=	
ITALY		 2%	▼	-1
MALAYSIA		 2%	▲	+1
PERU		 2%	▲	+1
RUSSIA		 2%	▼	-1
SAUDI ARABIA		 2%	▲	+1
SOUTH KOREA		 2%	=	
ARGENTINA		 1%	▼	-1
BELGIUM		 1%	▼	-1
BRAZIL		 1%	=	
CANADA		 1%	=	
COLOMBIA		 1%	=	
FRANCE		 1%	▲	+1
GERMANY		 1%	=	
GREAT BRITAIN		 1%	=	
HUNGARY		 1%	=	
INDIA		 1%	▼	-1
JAPAN		 1%	=	
MEXICO		 1%	=	
POLAND		 1%	=	
NETHERLANDS		 1%	=	
SOUTH AFRICA		 1%	=	
SPAIN		 1%	=	
US		 1%	▲	+1
TURKEY		*	=	

Base: Representative sample of adults aged 16-74 in 27 participating countries. May 2021: 19,070; April 2021: 20,524.

Source: Global Advisor



METHODOLOGY

METHODOLOGY

The survey is conducted monthly in 28 countries around the world via the Ipsos Online Panel. The countries included are Argentina, Australia, Belgium, Brazil, Canada, Chile, Colombia, France, Great Britain, Germany, Hungary, India, Israel, Italy, Japan, Malaysia, Mexico, Netherlands, Peru, Poland, Russia, Saudi Arabia, South Africa, South Korea, Spain, Sweden, Turkey and the United States of America.

For the results of the survey presented herein, an international sample of 19,070 adults aged 18-74 in the US, South Africa, Turkey, Israel and Canada, and age 16-74 in all other countries, were interviewed between March 26th 2021 and April 9th 2021. Approximately 1000+ individuals participated on a country by country basis via the Ipsos Online Panel.

The precision of Ipsos online polls are calculated using a credibility interval with a poll of 1,000 accurate to +/- 3.1 percentage points and of 500 accurate to +/- 4.5 percentage points. For more information on the Ipsos use of credibility intervals, please visit the Ipsos website.

Weighting has been employed to balance demographics and ensure that the sample's composition reflects that of the adult population according to the most recent country census data.

A survey with an unweighted probability sample of this size would have an estimated margin of error of +/- 3.1 percentage points for a sample of 1,000 and an estimated margin of error of +/- 4.5 percentage points for a 500 sample 19 times out of 20.

In 17 of the 28 countries surveyed internet penetration is sufficiently high to think of the samples as representative of the wider population within the age ranges covered: Argentina, Australia, Belgium, Canada, France, Germany, Hungary, Israel, Italy, Japan, Netherlands, Poland, South Korea, Spain, Sweden, Great Britain and United States.

Brazil, Chile, Colombia, India, Malaysia, Mexico, Russia, Peru, Saudi Arabia, South Africa and Turkey have lower levels of internet penetration and so these samples should not be considered nationally representative, and instead be considered to represent a more affluent, connected population. These are still a vital social group to understand in these countries, representing an important and emerging middle class.



APPENDIX

FOR MORE INFORMATION

Simon Atkinson

Chief Knowledge Officer

✉ simon.atkinson@ipsos.com

Gideon Skinner

Research Director

✉ gideon.skinner@ipsos.com

Teodros Gebrekal

Researcher

✉ teodros.gebrekal@ipsos.com