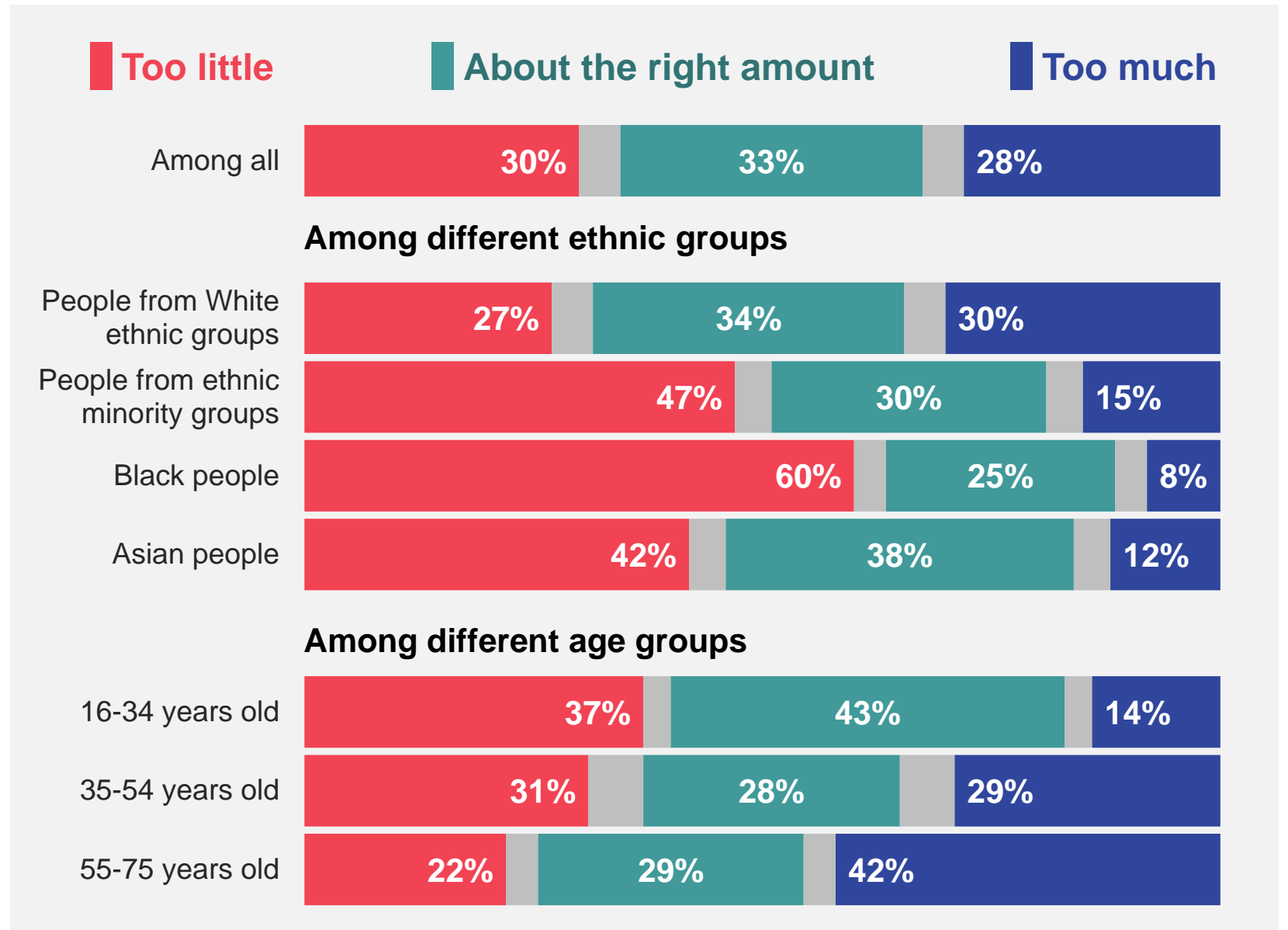


# Public attitudes to race and inequality; a year after George Floyd

May 2021

# Britons split over the attention paid to racism over the last year. Three in ten say it has been discussed too much, and three in ten too little – though nearly half of ethnic minorities say it is has been discussed too little

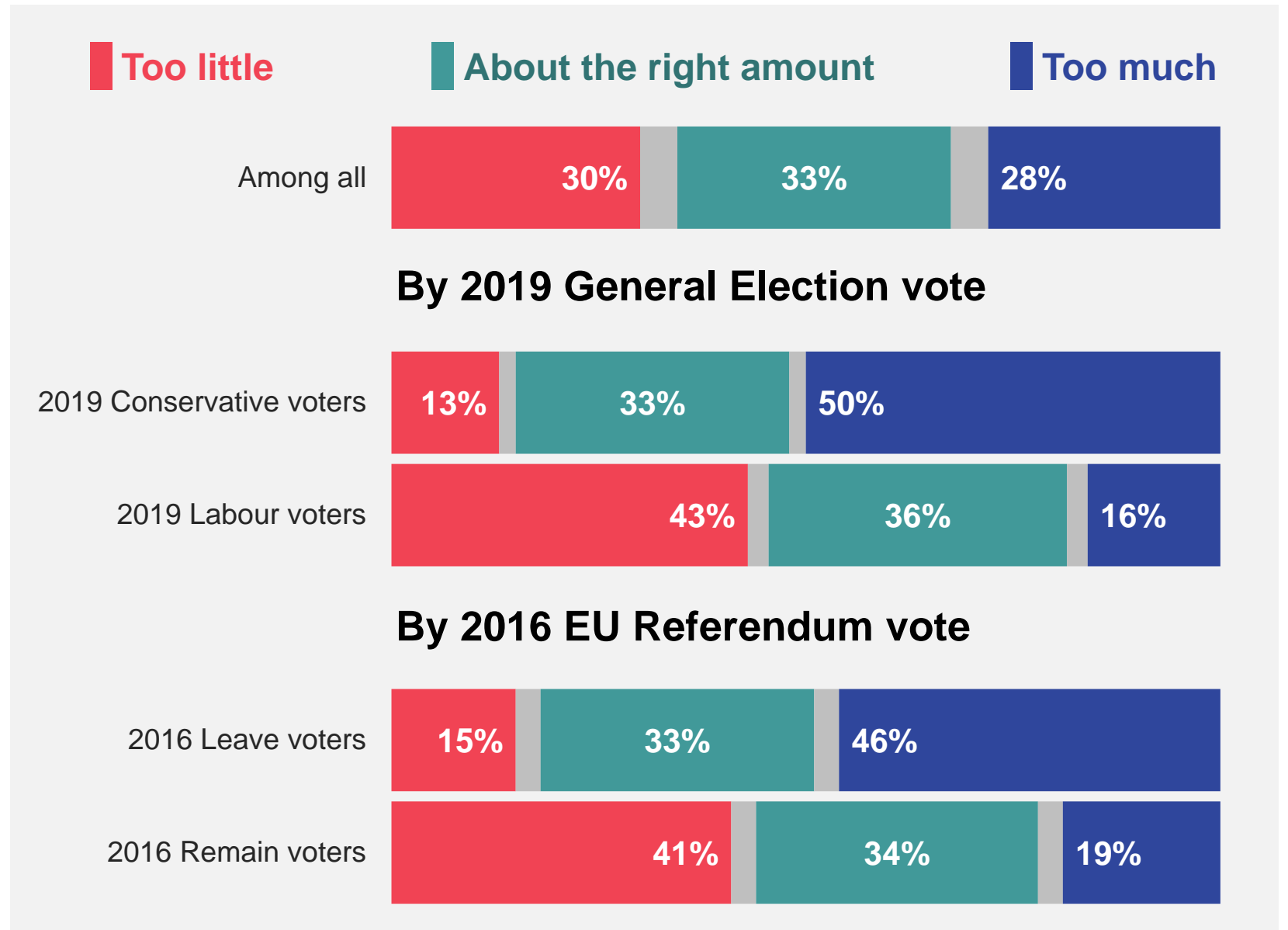
Generally speaking, do you think that the issue of racism has been discussed in Britain, too much, too little or about the right amount over the last year?



Base: 2,600 Online British adults 16-75, including people from White ethnic groups (1894), ethnic minority groups (667), Black people (200), Asian people (316), those aged 16-34 (902), 35-54 (979), 55-75 (719) 7–13 May 2021

# Two in five Labour voters think racism is discussed too little, while half of Conservative voters say it is too much

Generally speaking, do you think that the issue of racism has been discussed in Britain, too much, too little or about the right amount over the last year?



Base: 2,600 Online British adults 16-75, including 2019 Conservative voters (636), 2019 Labour voters (730), 2016 Leave voters (444), 2016 Remain voters (522), 7–13 May 2021.

# Participants in our online community of ethnic minorities said there had been a positive impact from the BLM protests on starting conversations about racism – though some said there had been no change

*Participants said the BLM protests made it easier to start conversations and that other people were more open to those discussions.*

*However, others said they had not felt a change. This was either because they were already very comfortable talking about race, or because BLM had not changed their preference for avoiding those topics.*

*"I personally feel I am more comfortable in talking about racism now since the incident had occurred sadly. Before I would hesitate to talk about Black people or any form of racism but what happened to George Floyd has almost shaken the earth in a way as now people are more comfortable to talk and speak out."*

*(Female, 25-34 years, Indian)*

*"I don't mind raising the issue as I see it as merely a social and human issue. BLM has definitely made it easier to talk about due to exposure. Again, it's down to mainstream media talking about it."*

*(Male, 45-54 years, Dual heritage)*

*"It has encouraged me to have these conversations with family members and friends, especially being in the forefront of the media at the time. I've been pleased to see that the majority of people within my social circles are very supportive of the movement."*

*(Male, 25-34 years, Chinese)*

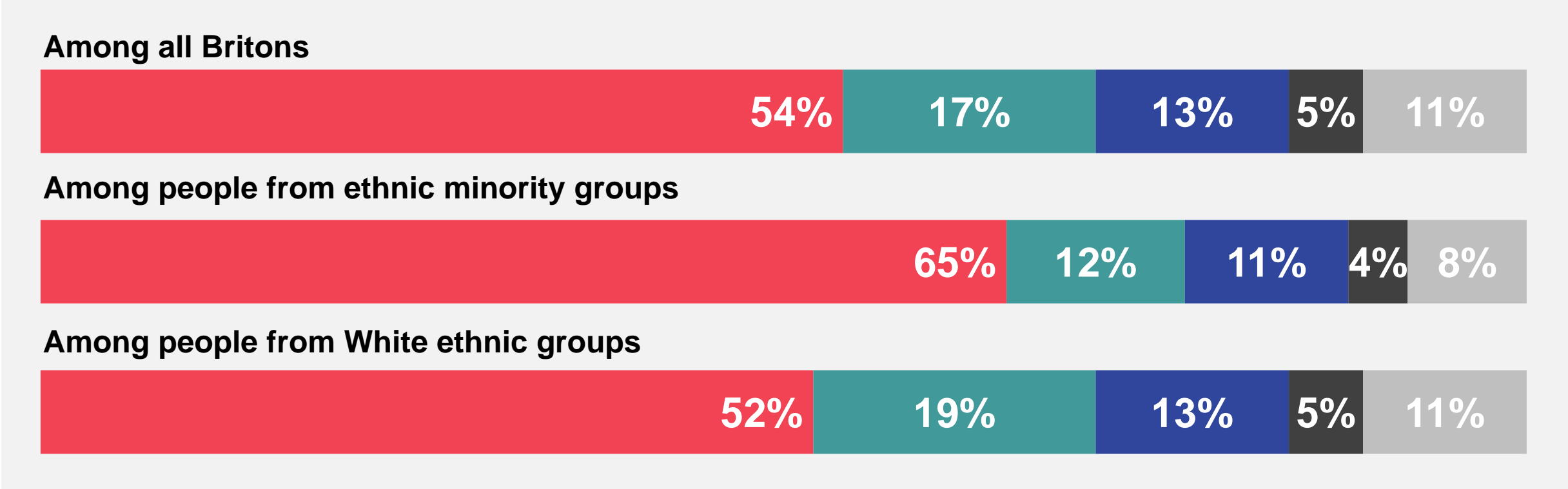
*"I always try not to get into the topic of racism as it's quite a heavy subject and from experience I know everyone's opinions and experiences are different from the next person."*

*(Female, 25-34 years, Black African)*

# Just over half of Britons think we need to do more to tackle racism

Which of the following statements comes closest to your view?

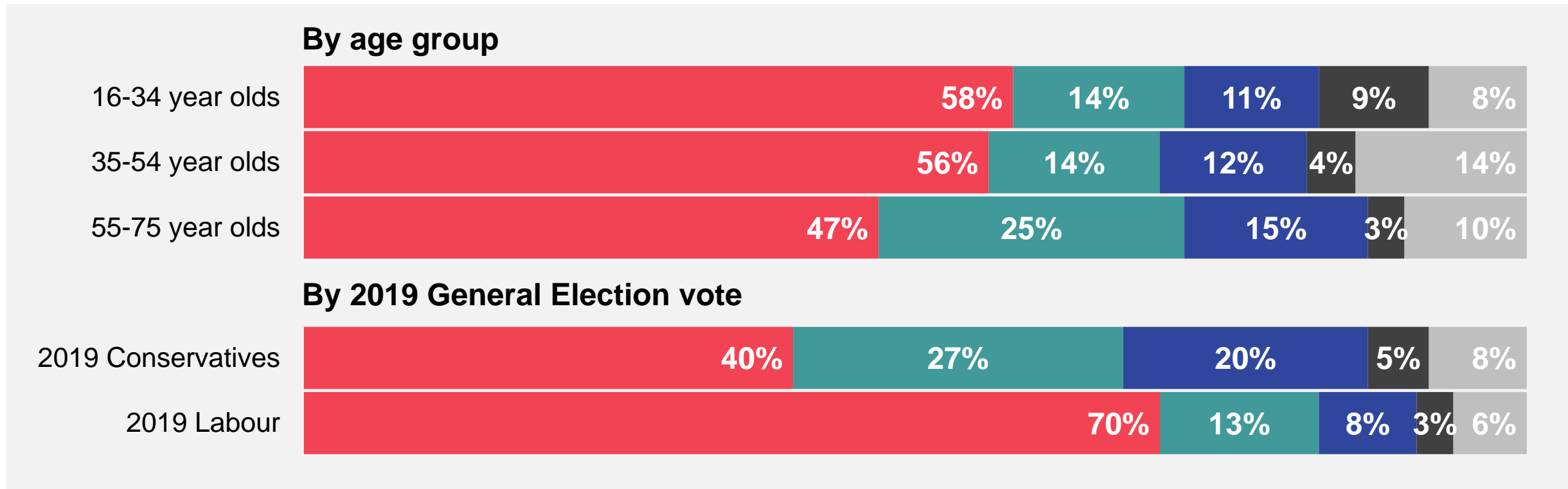
- We need to do more to tackle the racism that ethnic minorities in Britain face today**
- We are already doing enough to tackle the racism that ethnic minorities in Britain face today**
- We are already doing more than is needed to tackle the racism that ethnic minorities in Britain face today**
- There is no racism faced by ethnic minorities in Britain today**
- Don't know**



Base: 2,600 Online British adults 16-75, including people from ethnic minority groups (667) and White ethnic groups (930), 7– 13 May 2021.

# Younger people + Labour voters more likely to want to do more to tackle racism

Which of the following statements comes closest to your view?

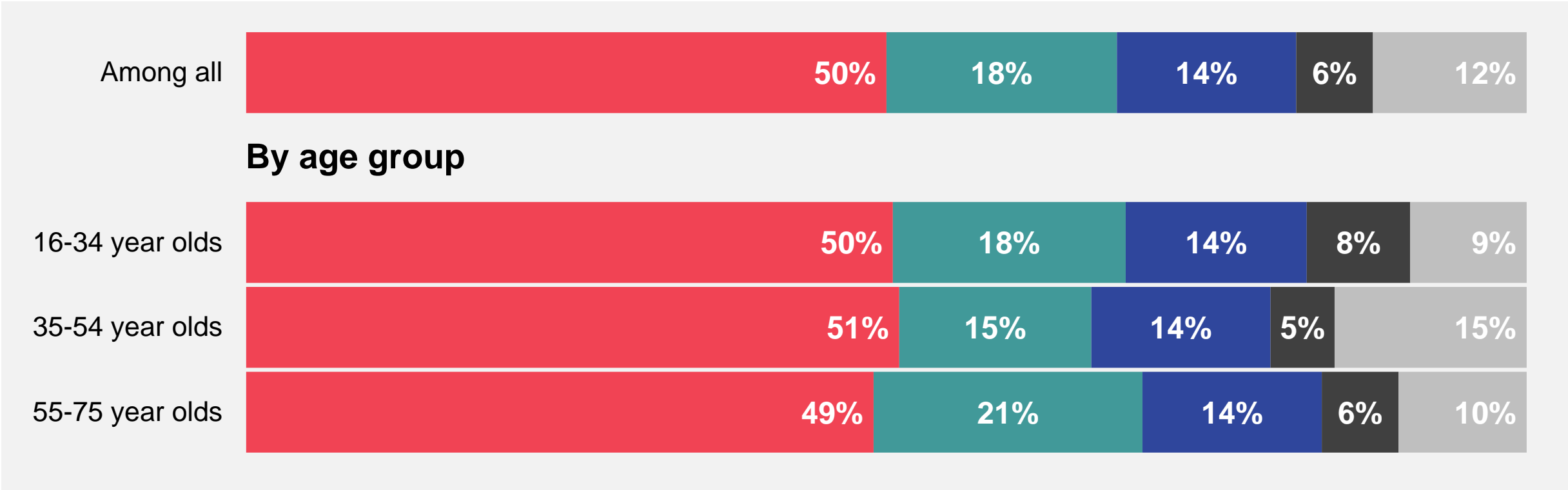


Base: 2,600 Online British adults 16-75, including those aged 16-34 (902), 35-54 (979), 55-75 (719), 2019 Conservative voters (636), 2019 Labour voters (730), 7–13 May 2021

# There is less of an age divide when asked about inequalities versus racism

Which of the following statements comes closest to your view?

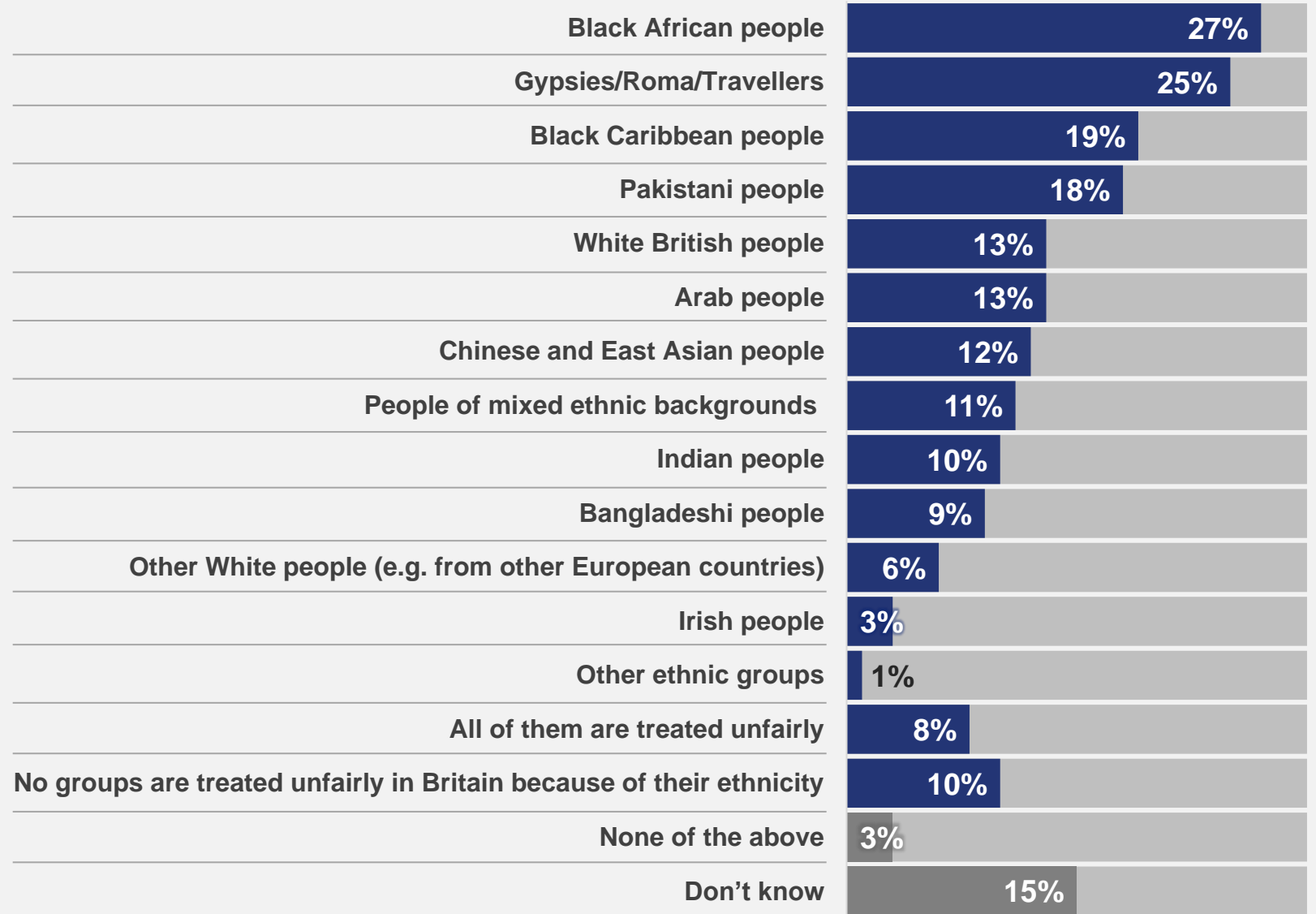
- We need to do more to tackle the inequalities that ethnic minorities in Britain face today**
- We are already doing enough to tackle the inequalities that ethnic minorities in Britain face today**
- We are already doing more than is needed to tackle the inequalities that ethnic minorities in Britain face today**
- There are no inequalities faced by ethnic minorities in Britain today**
- Don't know**



Base: 2,600 Online British adults 16-75, including those aged 16-34 (902), 35-54 (979), 55-75 (719) 7- 13 May 2021

# Black African people and Gypsies, Roma & Travellers are seen as the most unfairly treated ethnic groups in society

Please look at this list of different ethnic groups in Britain today. Which two or three, if any, do you think are treated most unfairly by society as a whole?



Base: 2,007 Online British adults 16-75, 7 – 13 May 2021.

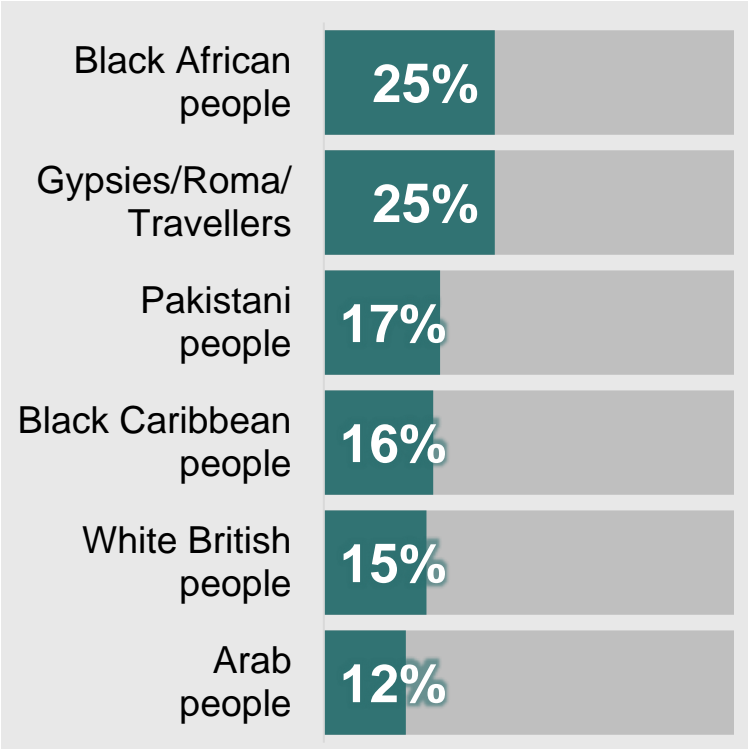


# Ethnic minority groups are much more likely to say Black African + Black Caribbean groups are unfairly treated compared with White people

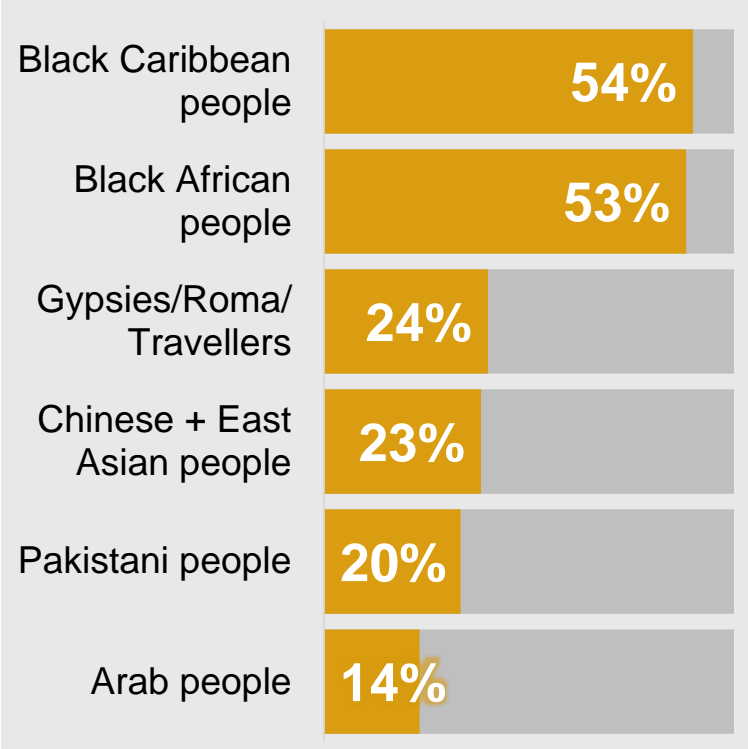
Please look at this list of different ethnic groups in Britain today. Which two or three, if any, do you think are treated most unfairly by society as a whole?

## Top six mentions by different ethnic groups

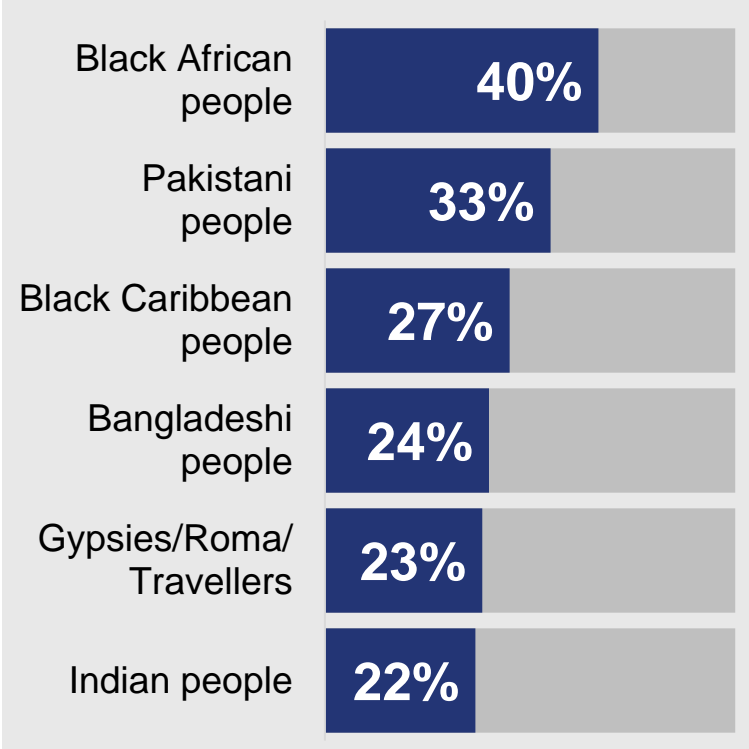
### Among White people



### Among Black people



### Among Asian people



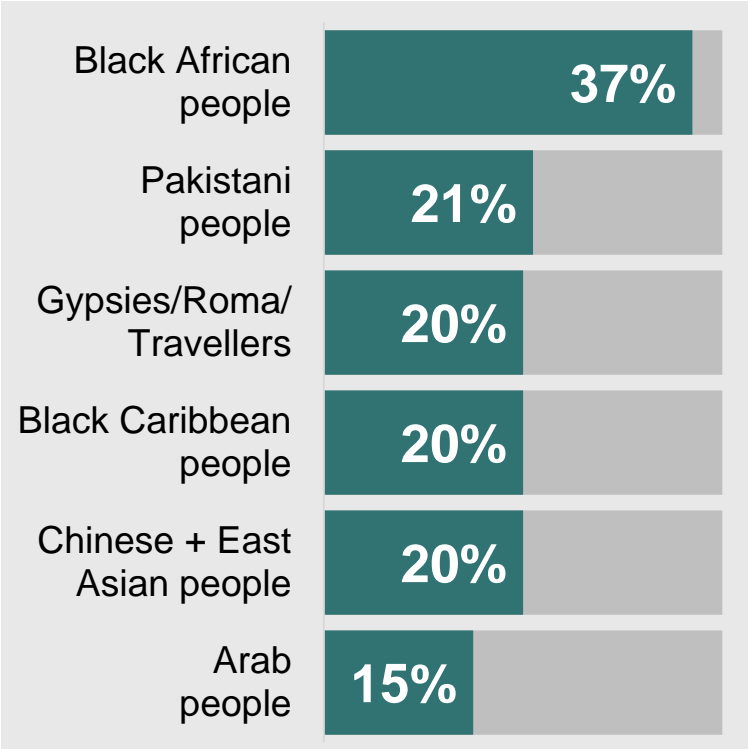
Base: 2,600 Online British adults 16-75, including people from White ethnic groups (1894), Black people (200), Asian people (316), 7– 13 May 2021

# Younger people are more likely to say Black African people are treated most unfairly – older generation say Gypsies, Roma & Travellers

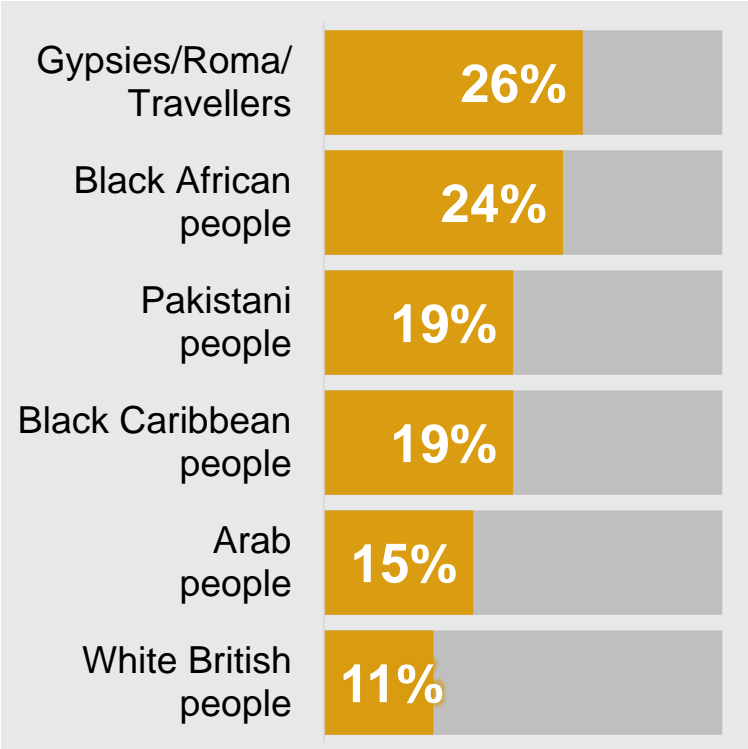
Please look at this list of different ethnic groups in Britain today. Which two or three, if any, do you think are treated most unfairly by society as a whole?

## Top six mentions by different age groups

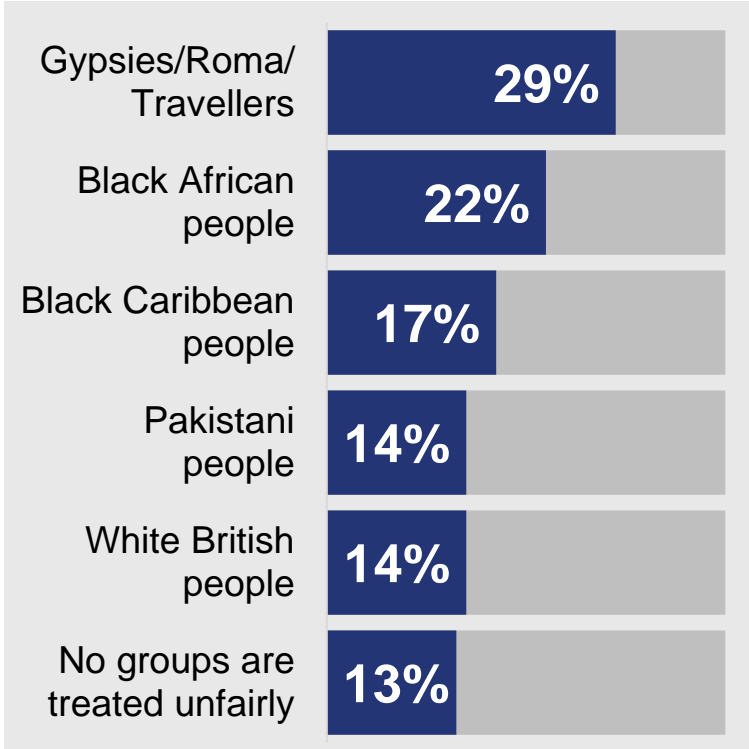
### Among 16-34-year-olds



### Among 35-54-year-olds



### Among 55-75-year-olds



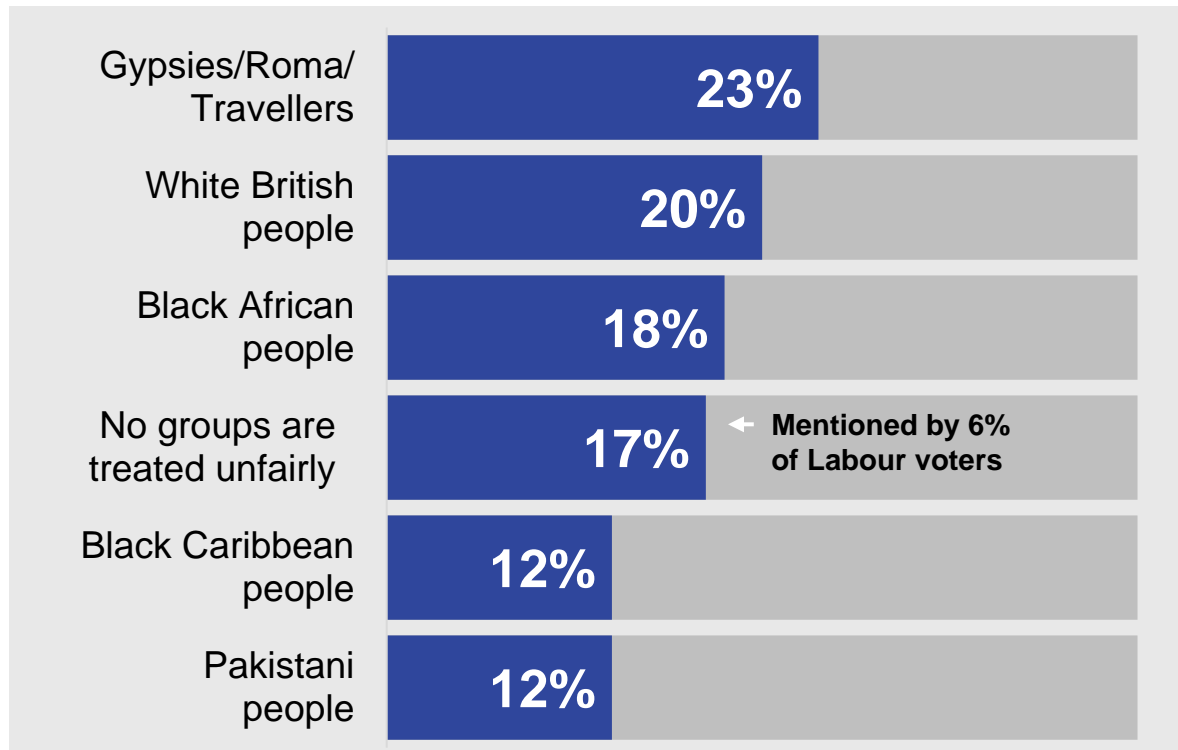
Base: 2,600 Online British adults 16-75, including those aged 16-34 (902), 35-54 (979), 55-75 (719) 7-13 May 2021

# 2019 Conservative voters most likely to say Gypsies, Roma & Travellers + White British people are treated most unfairly

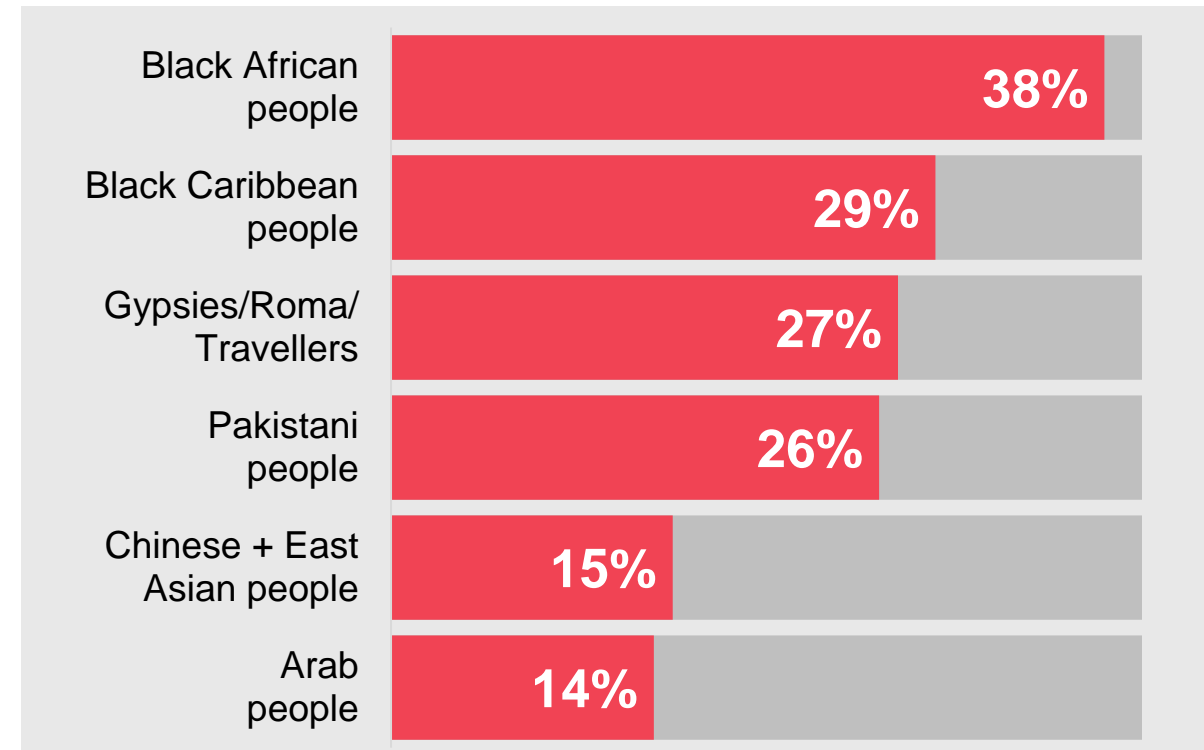
Please look at this list of different ethnic groups in Britain today. Which two or three, if any, do you think are treated most unfairly by society as a whole?

## Top six mentions by different voting groups

### Among 2019 Conservative voters



### Among 2019 Labour voters



Base: 2,600 Online British adults 16-75, including 2019 Conservative voters (636), 2019 Labour voters (730), 7-13 May 2021

# Ipsos MORI

Ipsos MORI interviewed an overall online sample of 2,600 adults aged 16-75 years across Great Britain between 7-13 May 2021. The sample comprises a nationally representative sample of 2,200 people and a further boost of 400 ethnic minority respondents, giving an overall sample of 2,600 people. In total, 667 ethnic minority people were interviewed as part of this survey, including 200 Black/Black British people, 316 Asian/Asian British and 139 people from a Mixed or multiple ethnic group. Data are weighted to the profile of the population and the ethnic minority sample is weighted to the overall profile of the ethnic minority population. All polls are subject to a wide range of potential sources of error.

## For more information

Kully Kaur-Ballagan  
Research Director  
[kully.kaur-ballagan@ipsos.com](mailto:kully.kaur-ballagan@ipsos.com)

Joe Wheeler  
Research Manager  
[joe.wheeler@ipsos.com](mailto:joe.wheeler@ipsos.com)

Cameron Garrett  
Senior Research Executive  
[cameron.garrett@ipsos.com](mailto:cameron.garrett@ipsos.com)

Antoine Morizur-Bruller  
Research Executive  
[antoine.morizur-bruller@ipsos.com](mailto:antoine.morizur-bruller@ipsos.com)