

WORLD REFUGEE DAY



Global attitudes
towards refugees

June 2021

Key Findings

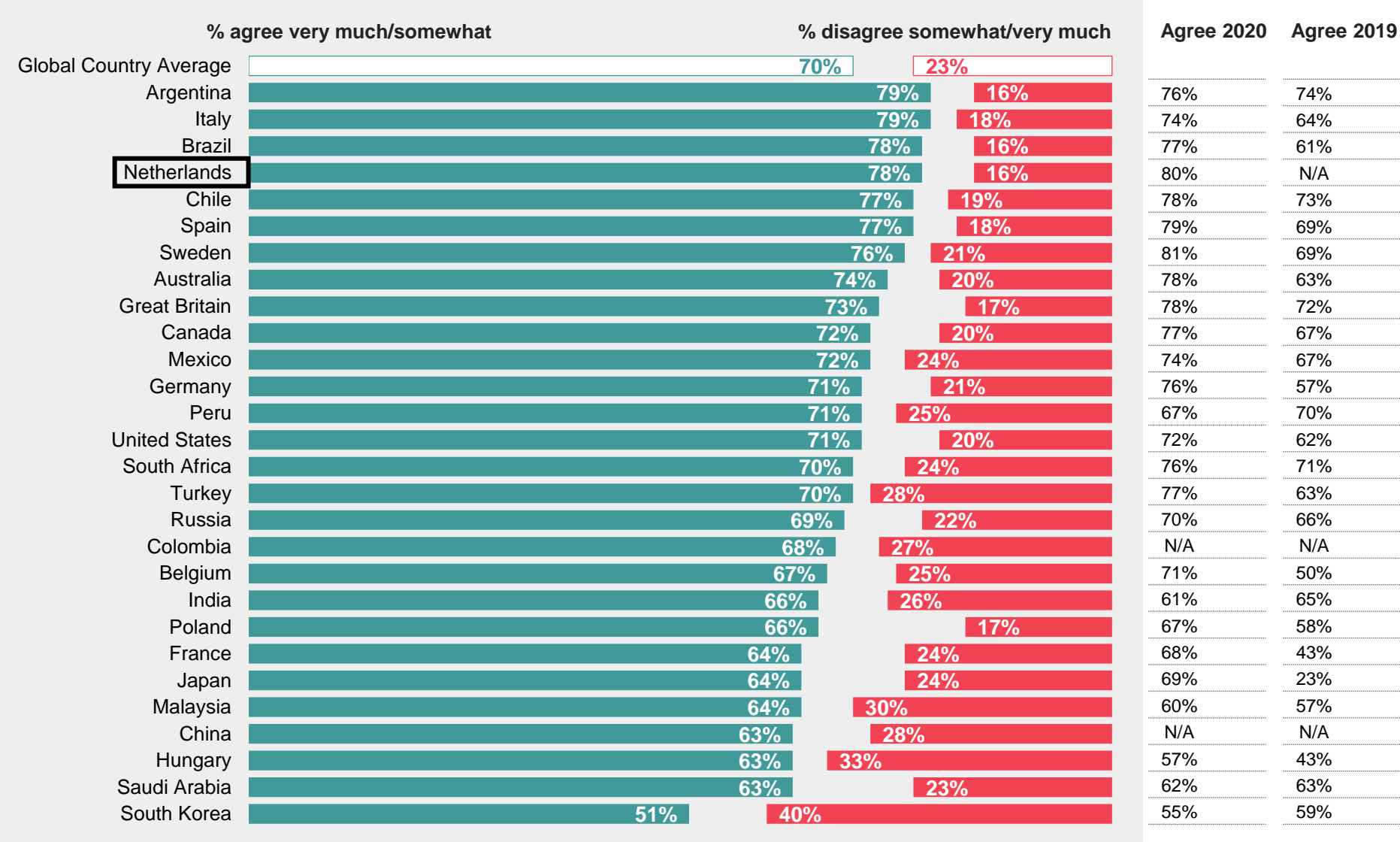
- The majority of people in the countries surveyed (70% on average) support the principle of seeking refuge from war and persecution, but few (14%) are open to letting more refugees into their country in practice after the pandemic.
 - People are reluctant to see their governments spend more on supporting refugees around the world due to the pandemic, with only 14% on average agreeing.
 - People are divided as to whether their governments should have a closed border policy. On average across the countries surveyed, half (50%) agree that their country should close its borders to refugees entirely at this time while 43% disagree.
- There is widespread skepticism about the motivation of refugees coming into their country. At least half or more in every country polled agree that foreigners entering their country as refugees aren't genuine refugees.
 - There is a variation in views by country. For example, people in Turkey and Malaysia tend to have more negative views towards refugees.



Thinking about your country, do you agree or disagree with the following statements?

People should be able to take refuge in other countries, including in [COUNTRY], to escape from war or persecution

On average, the majority in the countries surveyed agree that people should be able to take refuge in other countries, including their own, to escape war or persecution.



Base: 19,510 online adults aged 16-74, May 21 - June 4, 2021

Note: This survey was also polled in 2020 and 2019. The 'Agree 2020' and 'Agree 2019' columns show the combined percentage of respondents in each country who either 'agree very much' or 'somewhat agree' in 2020 and 2019. Countries that were not involved in previous waves of the survey are denoted by 'N/A'.

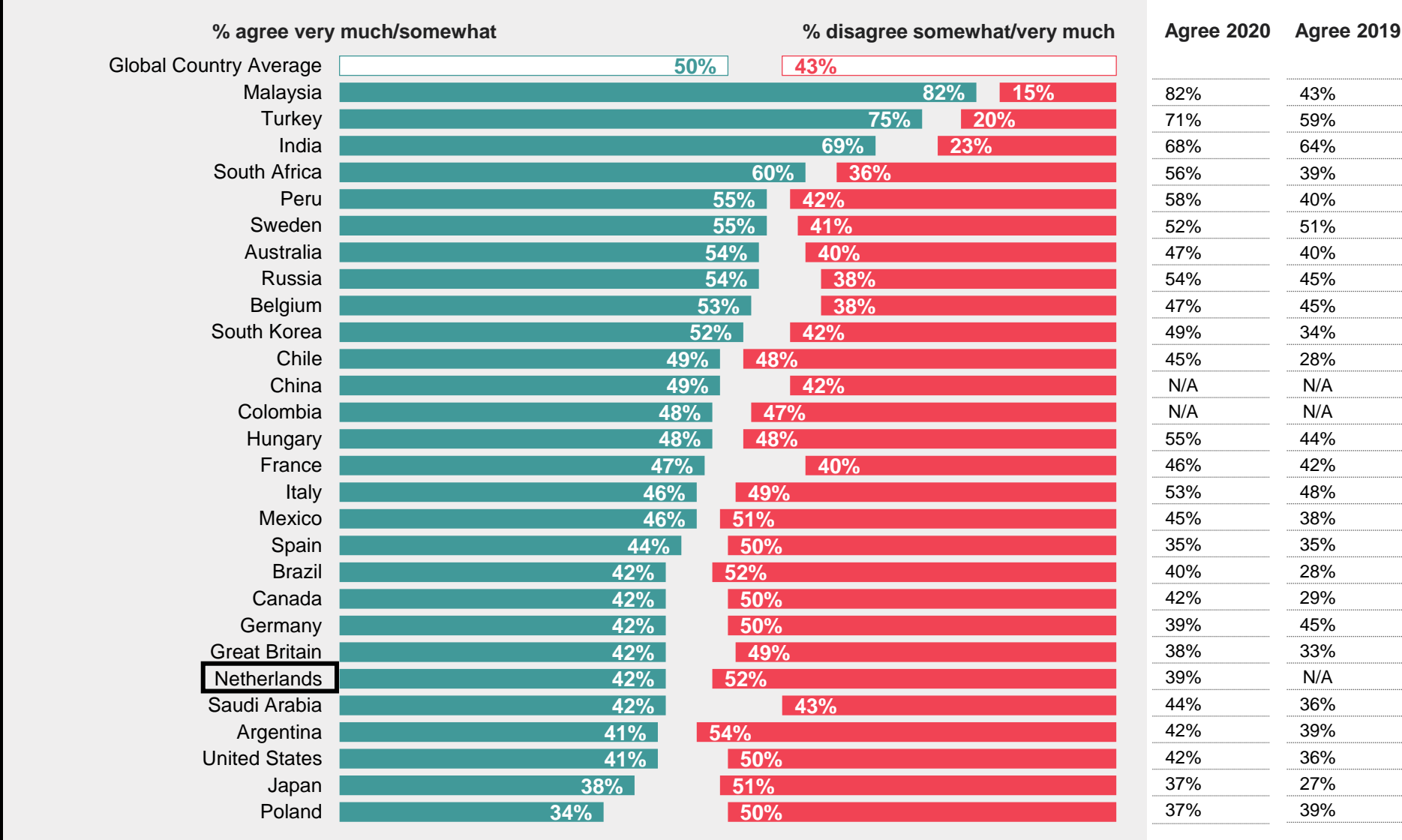


Q

Thinking about your country, do you agree or disagree with the following statements?

We must close our borders to refugees entirely – we can't accept any at this time

People are split on whether their country can accept any refugees at this time. Those in Malaysia, Turkey and India are most likely to agree on closing borders, while those in Japan and Poland least likely to agree.



Base: 19,510 online adults aged 16-74, May 21 - June 4, 2021

Note: This survey was also polled in 2020 and 2019. The 'Agree 2020' and 'Agree 2019' columns show the combined percentage of respondents in each country who either 'agree very much' or 'somewhat agree' in 2020 and 2019. Countries that were not involved in previous waves of the survey are denoted by 'N/A'.

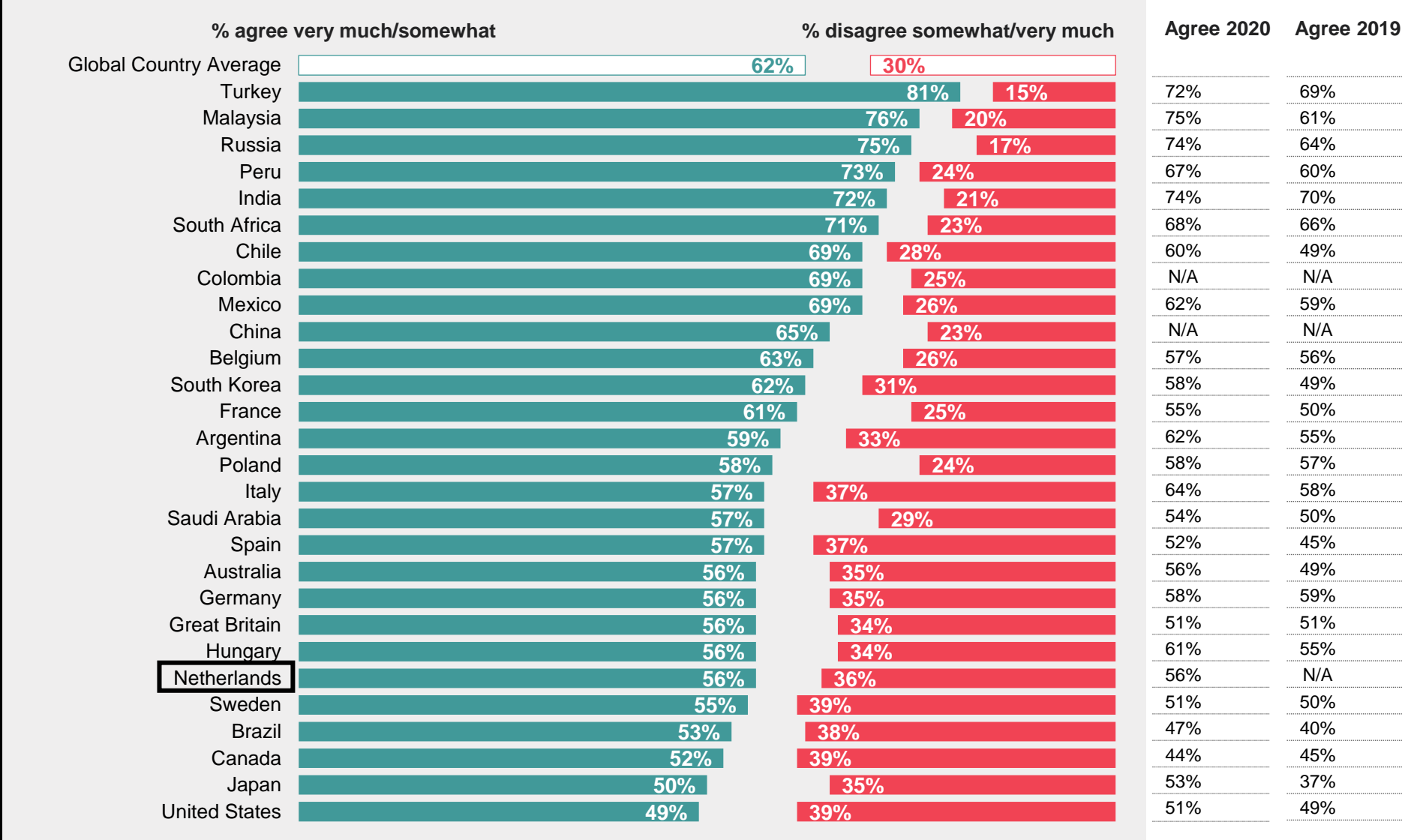




Thinking about your country, do you agree or disagree with the following statements?

Most foreigners who want to get into my country as a refugee really aren't refugees. They just want to come here for economic reasons, or to take advantage of our welfare services

Six in 10 on average across the countries surveyed do not believe that refugees are coming to their country for refuge, with those most skeptical being in Turkey, Malaysia, Russia and Peru.



Base: 19,510 online adults aged 16-74, May 21 - June 4, 2021

Note: This survey was also polled in 2020 and 2019. The 'Agree 2020' and 'Agree 2019' columns show the combined percentage of respondents in each country who either 'agree very much' or 'somewhat agree' in 2020 and 2019. Countries that were not involved in previous waves of the survey are denoted by 'N/A'.

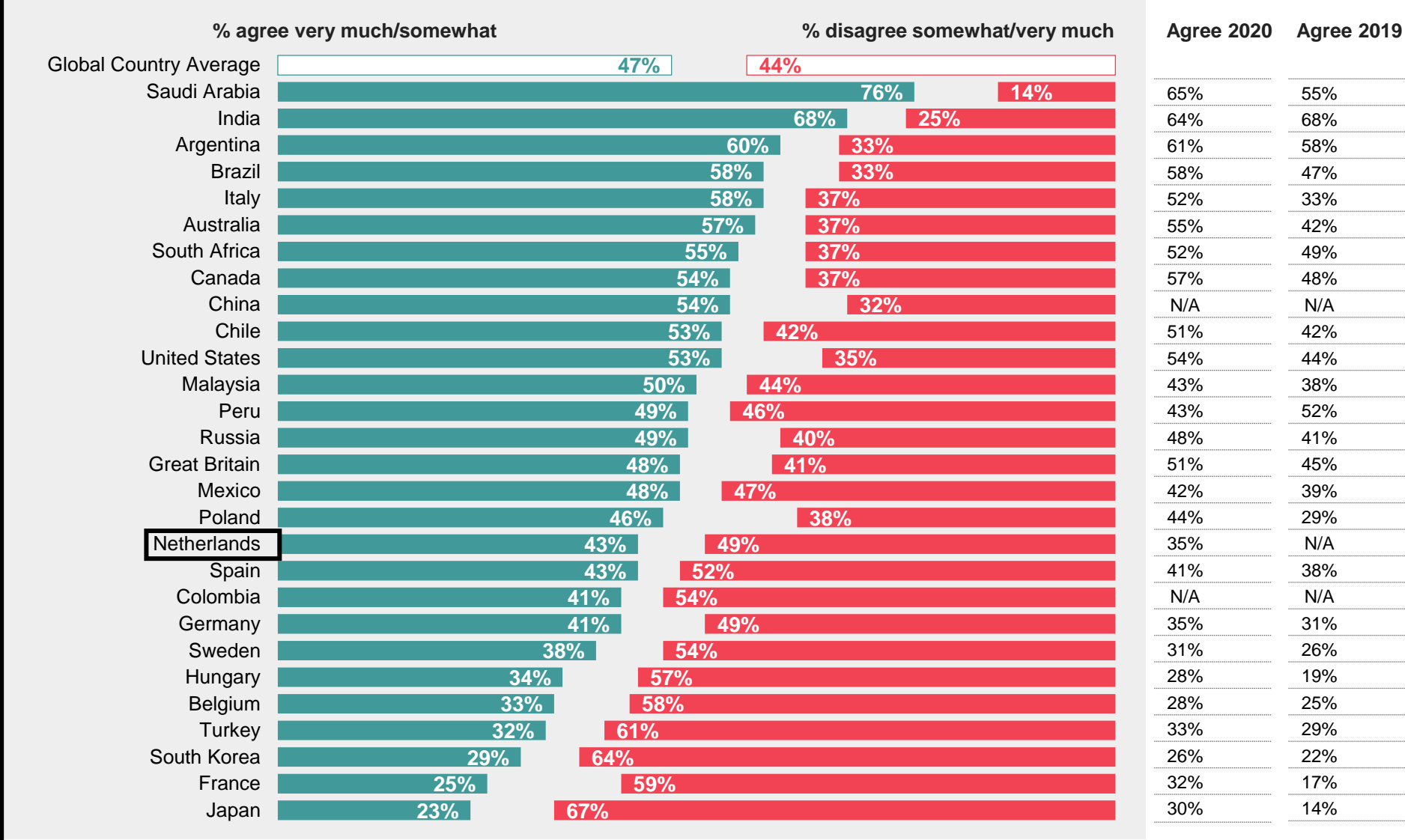


Q

Thinking about your country, do you agree or disagree with the following statements?

Most refugees who come to [COUNTRY] will successfully integrate into their new society

People are split as to whether they think refugees will successfully integrate into their country. Those in Saudi Arabia, India and Argentina are most likely to think they will, whereas those in South Korea, France and Japan are least likely to agree.



Base: 19,510 online adults aged 16-74, May 21 - June 4, 2021

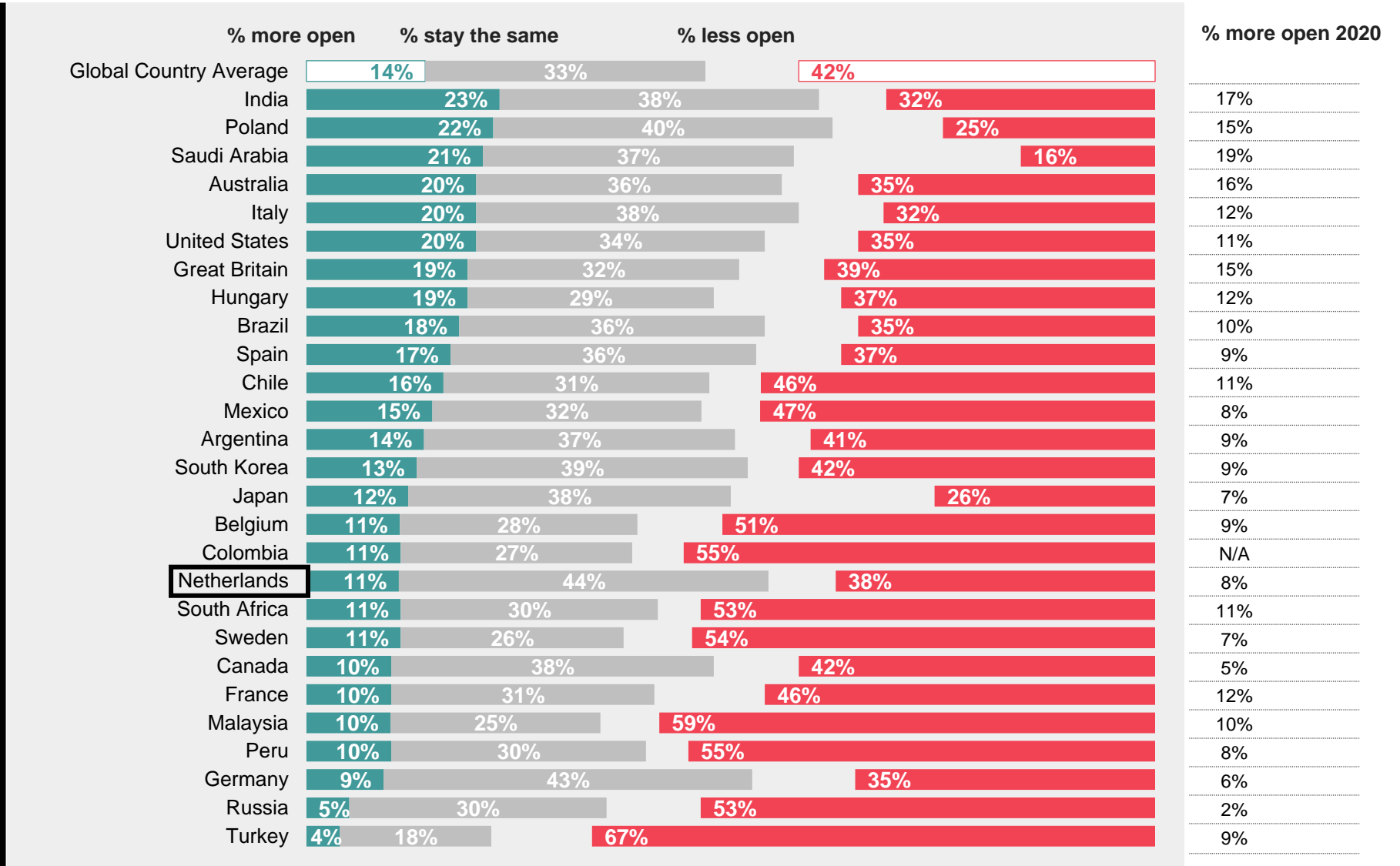
Note: This survey was also polled in 2020 and 2019. The 'Agree 2020' and 'Agree 2019' columns show the combined percentage of respondents in each country who either 'agree very much' or 'somewhat agree' in 2020 and 2019. Countries that were not involved in previous waves of the survey are denoted by 'N/A'.



Q

Do you think that [COUNTRY] should be more open or less open to accepting refugees or do you think it should remain the same as it was before the coronavirus/COVID-19 outbreak?

Just over 1 in 10 think their country should be more open to accepting refugees than before the coronavirus/COVID-19 outbreak, whereas 4 in 10 think it should be less open. Those who are more likely to think their country should be more open are in India, Poland and Saudi Arabia.



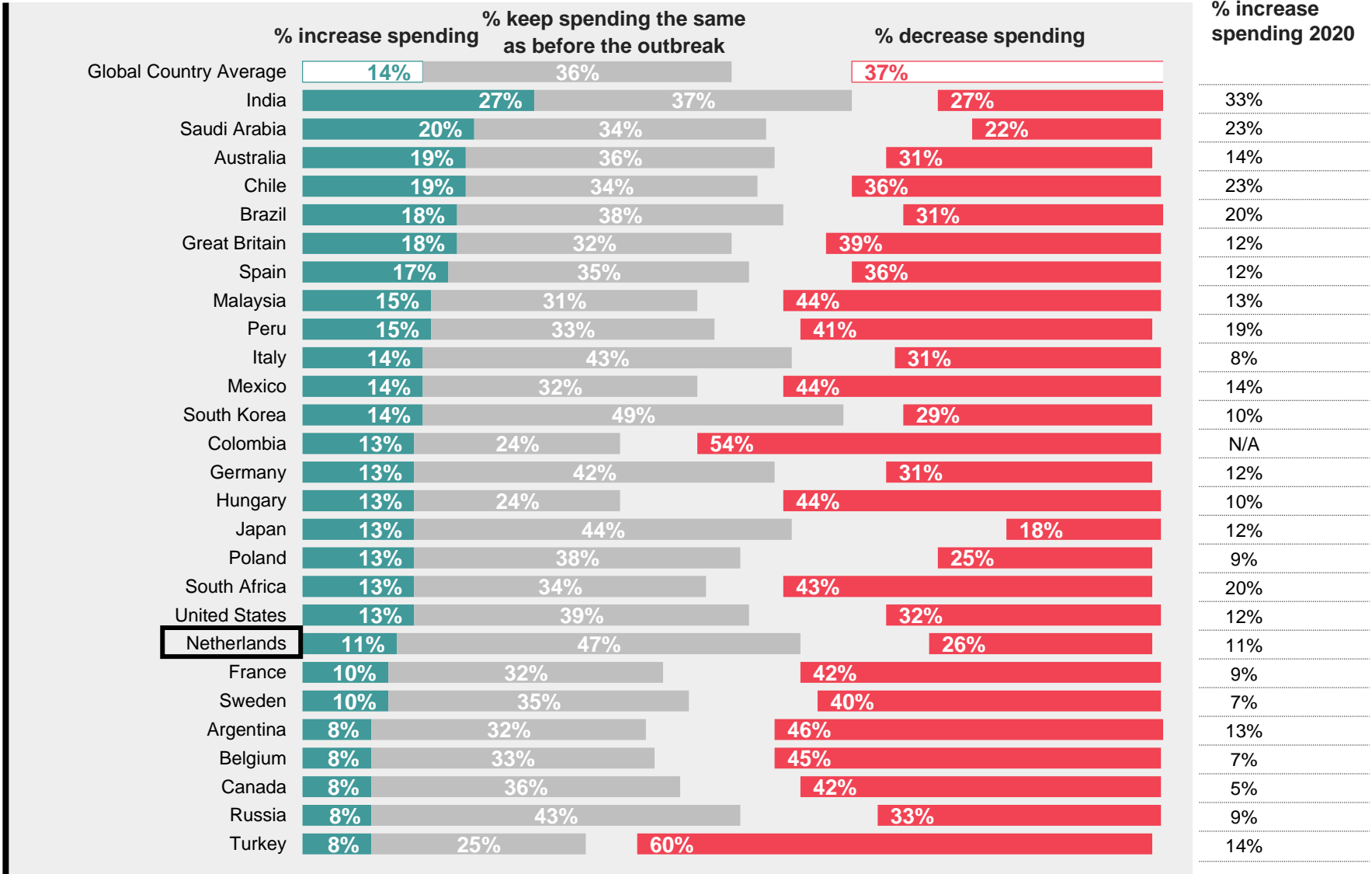
Base: 18,509 online adults aged 16-74, May 21 - June 4, 2021 (does not include China)



Q

Do you think the government in [COUNTRY] should increase or decrease the amount it spends on support for refugees around the world due to coronavirus/COVID-19 or do you think it should keep spending the same as before the outbreak?

Almost two-fifths on average across the countries think the government should *decrease* spending on refugees around the world due to COVID-19. Those most likely to support *increased* spending are in India, Saudi Arabia, Australia and Chile.



Base: 18,509 online adults aged 16-74, May 21 - June 4, 2021 (does not include China)



These are the results of a 28-market survey conducted by Ipsos on its Global Advisor online platform. Ipsos interviewed a total of 19,510 adults, aged 18-74 in the United States, Canada, Malaysia, South Africa, and Turkey, and age 16-74 in 23 other markets between Friday, May 21st and Friday, June 4th, 2021.

The sample consists of approximately 1,000 individuals in each of Australia, Belgium, Canada, mainland China, France, Germany, Great Britain, Italy, Japan, Spain, and the US, and 500 individuals in each of Argentina, Chile, Colombia, Hungary, India, Malaysia, Mexico, the Netherlands, Peru, Poland, Russia, Saudi Arabia, South Africa, South Korea, Sweden, and Turkey.

The samples in Argentina, Australia, Belgium, Canada, France, Germany, Great Britain, Hungary, Italy, Japan, the Netherlands, Poland, South Korea, Spain, Sweden, and the US can be taken as representative of their general adult populations under the age of 75.

The samples in Brazil, mainland China, Chile, Colombia, India, Malaysia, Mexico, Peru, Russia, Saudi Arabia, South Africa, and Turkey are more urban, more educated, and/or more affluent than the general population. The survey results for these countries should be viewed as reflecting the views of the more “connected” segment of their population.

The data is weighted so that each country’s sample composition best reflects the demographic profile of the adult population according to the most recent census data.

“The Global Country Average” reflects the average result for all the countries and markets where the survey was conducted. It has not been adjusted to the population size of each country or market and is not intended to suggest a total result.

Where results do not sum to 100 or the “difference” appears to be +/-1 more/less than the actual, this may be due to rounding, multiple

responses, or the exclusion of “don’t know” or not stated responses.

The precision of Ipsos online polls is calculated using a credibility interval with a poll of 1,000 accurate to +/- 3.5 percentage points and of 500 accurate to +/- 5.0 percentage points. For more information on the Ipsos use of credibility intervals, please visit the Ipsos website.

The publication of these findings abides by local rules and regulations.

This study did not have any external sponsors or partners. It was initiated and run by Ipsos with the intention to share our understanding about the world we live in and how citizens around the globe think & feel about their world.

For more information

Sjoerd van Heck

Ipsos Public Affairs

✉ sjoerd.vanheck@ipsos.com