

# GLOBAL ATTITUDES ON COVID-19 VACCINE BOOSTER SHOTS

**Ipsos survey for The World Economic Forum**

Conducted August 26 - 30, 2021

For more information, go to <https://www.ipsos.com/en/global-attitudes-covid-19-vaccine-booster-shots>

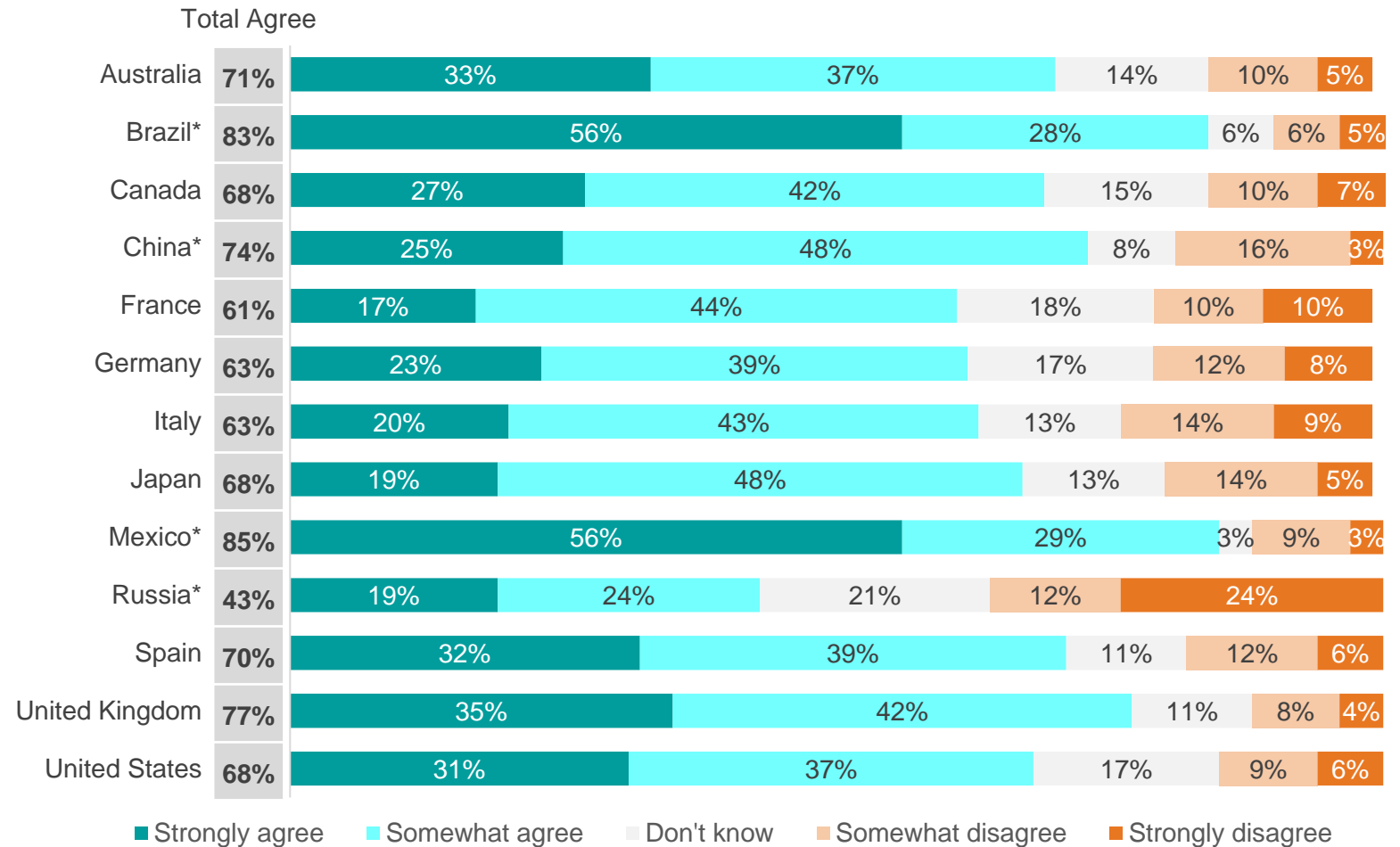
**GAME CHANGERS**



# “VACCINE BOOSTER SHOTS WILL BE REQUIRED AT LEAST EVERY YEAR TO MAINTAIN PROTECTION AGAINST COVID-19” (ASKED OF ALL ADULTS)

Majorities in 12 of the 13 countries surveyed expect that vaccine booster shots will be required at least every year to maintain protection against COVID-19.

The expectation that booster shots will be needed annually or more often is highest in Mexico (85%), Brazil (83%), and the U.K. (77%), and lowest in Russia (43%).



Source: Ipsos Essentials, August 26-30, 2021, n= 9,521 online adults aged 16-74 across 13 countries

\* Online samples in Brazil, China, Mexico, and Russia tend to be more urban, educated, and/or affluent than the general population

# “VACCINE BOOSTER SHOTS WILL BE REQUIRED AT LEAST EVERY YEAR TO MAINTAIN PROTECTION AGAINST COVID-19” (ASKED OF ALL ADULTS)

Agreement that vaccine booster shots will be required at least every year to maintain protection against COVID-19 tends to increase with age.


In France, Germany, Italy, Japan, Russia and the United Kingdom, it is at least 10 points higher among those aged 55-74 than it is among both those under age 35 and those aged 35-54.

While it is significantly higher among females than it is among males in Brazil, Mexico and the U.K., the opposite is true in Germany.

Total Agree	All	Gender		Age		
		Male	Female	Under 35	35-54	55-74
Australia	71%	72%	69%	59%	75%	80%
Brazil*	83%	80%	87%	80%	86%	87%
Canada	68%	70%	67%	63%	68%	75%
China*	74%	73%	75%	68%	78%	76%
France	61%	64%	59%	53%	57%	74%
Germany	63%	67%	59%	57%	59%	74%
Italy	63%	63%	63%	60%	60%	70%
Japan	68%	70%	66%	56%	67%	77%
Mexico*	85%	81%	88%	85%	86%	83%
Russia*	43%	44%	42%	39%	40%	50%
Spain	70%	67%	74%	67%	70%	76%
United Kingdom	77%	73%	80%	64%	80%	90%
United States	68%	71%	66%	59%	70%	75%

Source: Ipsos Essentials, August 26-30, 2021, n= 9,521 online adults aged 16-74 across 13 countries

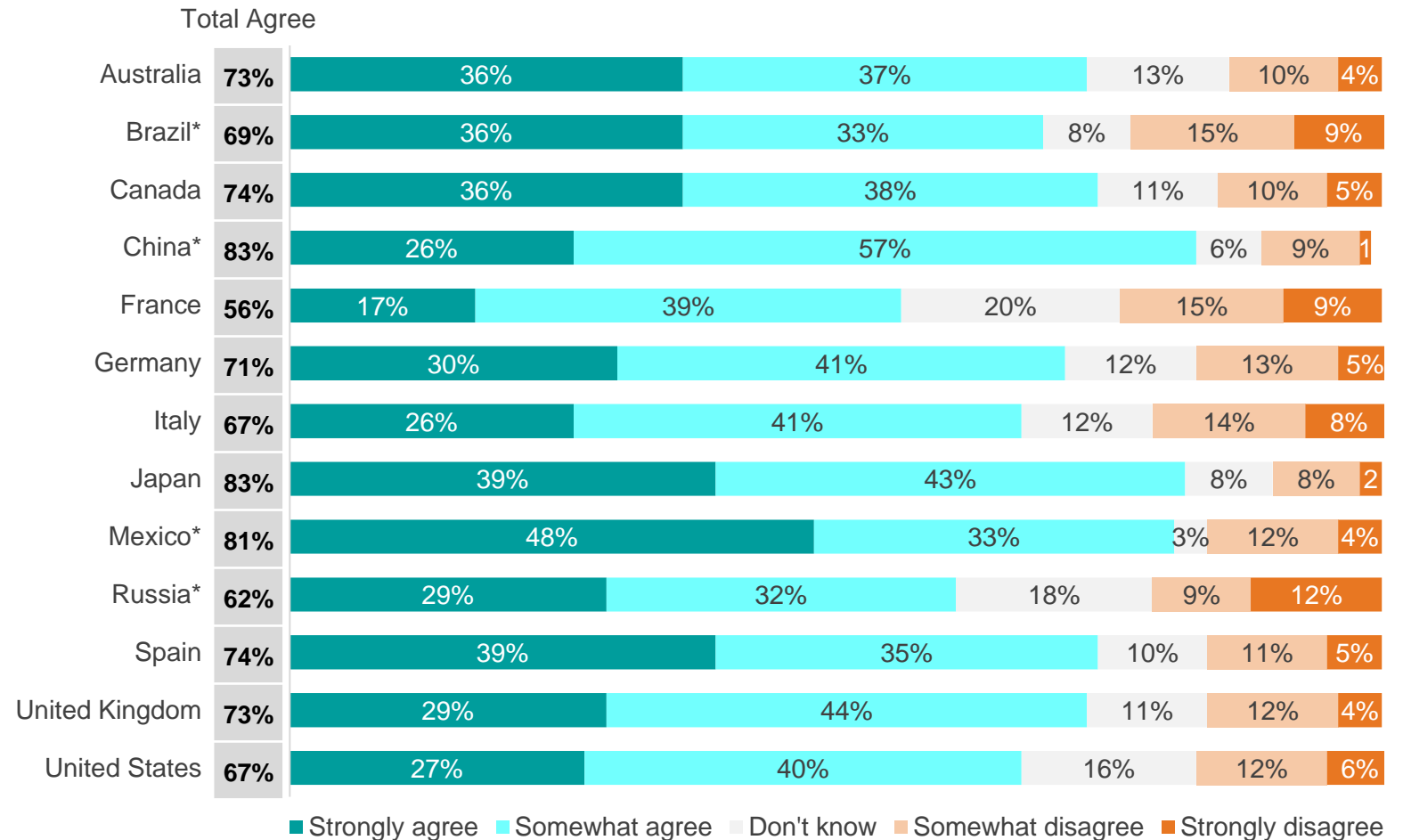
\* Online samples in Brazil, China, Mexico, and Russia tend to be more urban, educated, and/or affluent than the general population

 Significantly higher than among the other gender (95% confidence) or 10 percentage points higher than among both other age groups

# “THE PRIORITY FOR VACCINES SHOULD BE FIRST DOSES FOR THOSE WHO WANT THEM BEFORE MAKING BOOSTER SHOTS AVAILABLE” (ASKED OF ALL ADULTS)

Majorities in all 13 countries (from 83% in China and Japan to 56% in France) agree that the priority for vaccines should be getting first doses for those who want them before making booster shots available.

No more than one-quarter of adults in any of the 13 countries – and as few as only one in ten in some of them – disagree.



Source: Ipsos Essentials, August 26-30, 2021, n= 9,521 online adults aged 16-74 across 13 countries

\* Online samples in Brazil, China, Mexico, and Russia tend to be more urban, educated, and/or affluent than the general population

# “THE PRIORITY FOR VACCINES SHOULD BE FIRST DOSES FOR THOSE WHO WANT THEM BEFORE MAKING BOOSTER SHOTS AVAILABLE” (ASKED OF ALL ADULTS)


While agreement with making first doses of COVID vaccines a priority over making booster shots available varies in intensity from one country to the other, it tends to be very consistent across age groups and gender lines within each country.

France and the U.S., where agreement is higher among males than it is among females, are the only exceptions.

Total Agree	All	Gender		Age		
		Male	Female	Under 35	35-54	55-74
Australia	73%	74%	72%	74%	67%	77%
Brazil*	69%	68%	70%	65%	71%	71%
Canada	74%	73%	75%	73%	74%	76%
China*	83%	83%	84%	83%	84%	80%
France	56%	60%	53%	59%	54%	56%
Germany	71%	73%	68%	71%	65%	78%
Italy	67%	68%	65%	65%	67%	67%
Japan	83%	80%	85%	71%	84%	89%
Mexico*	81%	85%	78%	82%	82%	78%
Russia*	62%	61%	63%	57%	64%	65%
Spain	74%	76%	72%	75%	71%	78%
United Kingdom	73%	73%	73%	71%	75%	72%
United States	67%	72%	61%	66%	69%	65%

Source: Ipsos Essentials, August 26-30, 2021, n= 9,521 online adults aged 16-74 across 13 countries

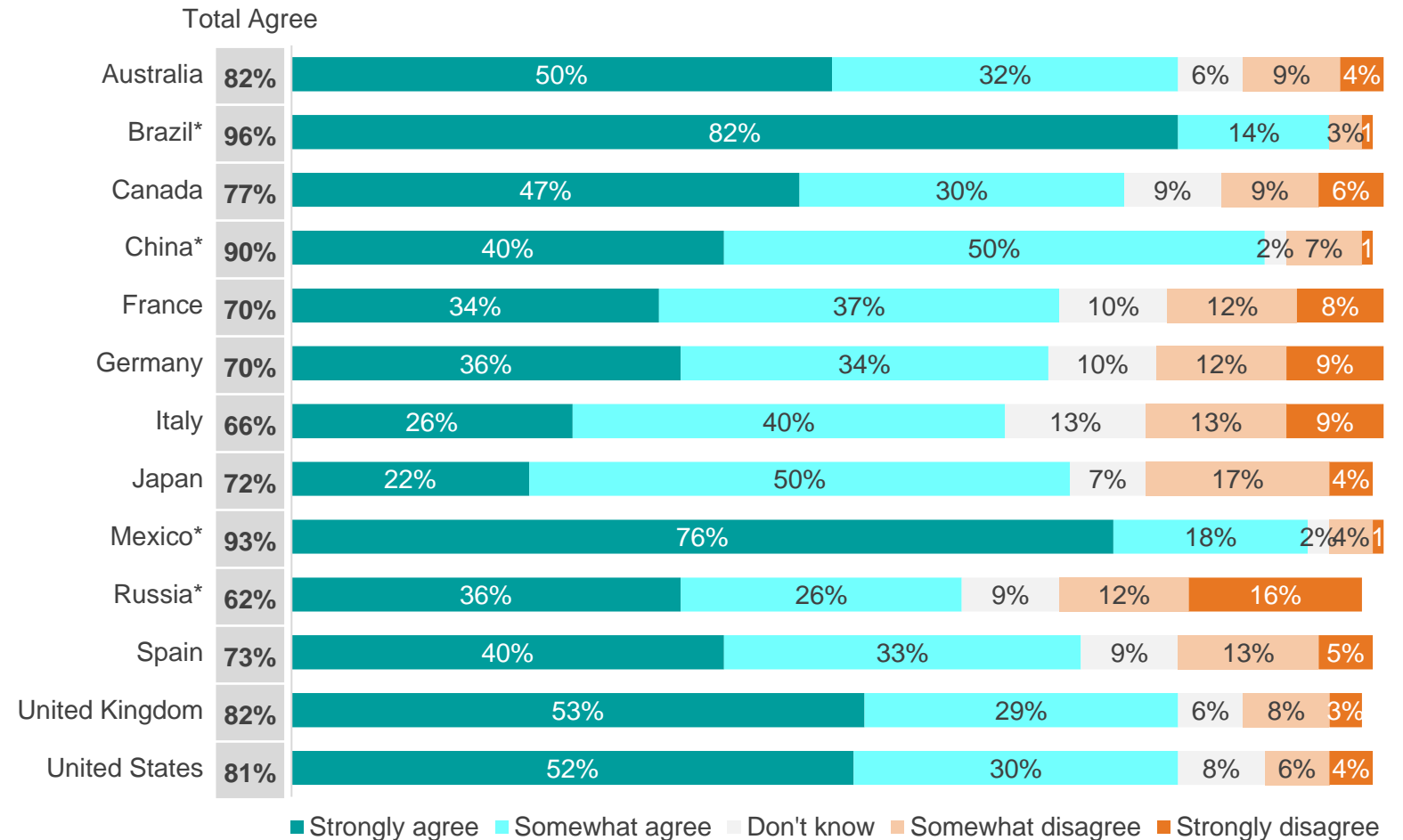
\* Online samples in Brazil, China, Mexico, and Russia tend to be more urban, educated, and/or affluent than the general population

 Significantly higher than among the other gender (95% confidence) or 10 percentage points higher than among both other age groups

## “IF A BOOSTER SHOT WAS AVAILABLE TO ME TODAY, I WOULD GET IT” (ASKED ONLY OF THOSE FULLY VACCINATED)

In each one of the 13 countries, majorities of adults who have already received two doses of COVID-19 vaccine agree that they would get a booster shot if it were available to them today.

COVID booster uptake intent among the fully vaccinated is highest in Brazil (96%), Mexico (93%), and China (90%). It is lowest in Russia (62%) and Italy (66%).



Source: Ipsos Essentials, August 26-30, 2021, n= 5,977 adults aged 16-74 across 13 countries who have received two doses of a Covid-19 vaccine

\* Online samples in Brazil, China, Mexico, and Russia tend to be more urban, educated, and/or affluent than the general population

## “IF A BOOSTER SHOT WAS AVAILABLE TO ME TODAY, I WOULD GET IT” (ASKED ONLY OF THOSE FULLY VACCINATED)


While it varies widely across countries, COVID booster uptake intent among the fully vaccinated does not differ significantly by gender within any of the 13 countries.

However, it is notably higher among those aged 55-74 than among younger adults in several countries. This is especially the case in Canada, France, Germany and the U.K.

Total Agree	All	Gender		Age		
		Male	Female	Under 35	35-54	55-74
Australia	82%	79%	85%	91%	77%	82%
Brazil*	96%	94%	98%	90%	97%	98%
Canada	77%	79%	75%	71%	74%	85%
China*	90%	91%	88%	84%	93%	92%
France	70%	72%	69%	63%	66%	81%
Germany	70%	73%	67%	61%	66%	79%
Italy	66%	68%	64%	72%	57%	71%
Japan	72%	70%	75%	52%	70%	77%
Mexico*	93%	90%	97%	85%	96%	96%
Russia*	62%	61%	62%	63%	59%	64%
Spain	73%	69%	77%	68%	73%	78%
United Kingdom	82%	83%	81%	72%	81%	91%
United States	81%	85%	79%	80%	82%	81%

Source: Ipsos Essentials, August 26-30, 2021, n= 5,977 adults aged 16-74 across 13 countries who have received two doses of a Covid-19 vaccine

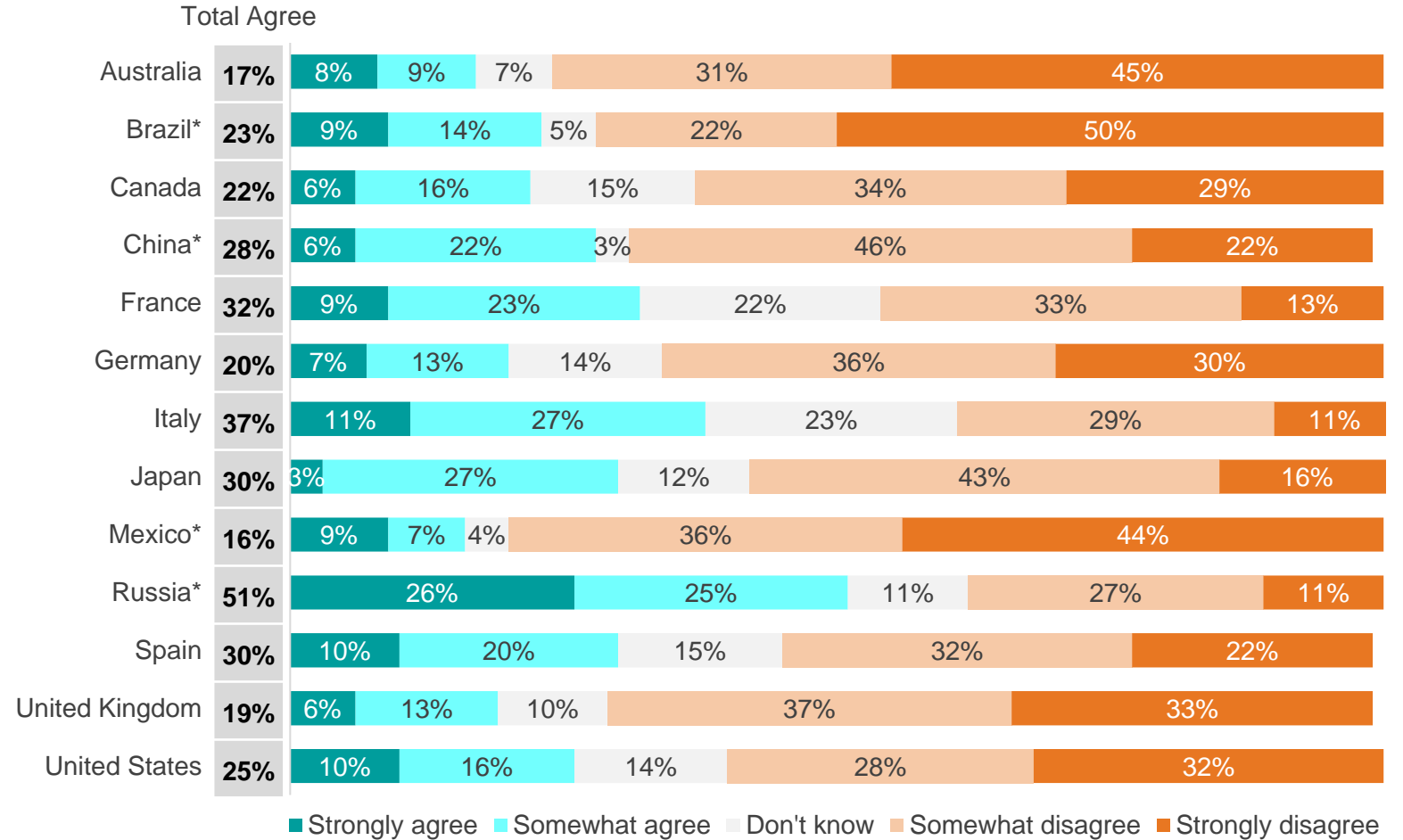
\* Online samples in Brazil, China, Mexico, and Russia tend to be more urban, educated, and/or affluent than the general population

 Significantly higher than among the other gender (95% confidence) or 10 percentage points higher than among both other age groups

# “ONCE THE RATES OF COVID-19 ARE LOW AND MY COUNTRY RETURNS TO PRE-COVID LIFE, THERE IS NO REASON TO GET ANOTHER VACCINE BOOSTER SHOT” (ASKED ONLY OF THOSE FULLY VACCINATED)

In every country except Russia, fully vaccinated adults are more likely to disagree than to agree with the suggestion that, once the rates of COVID-19 are low and their country has returned to pre-COVID life, there will be no reason to get another vaccine booster shot.

Agreement ranges from 16% in Mexico and 17% in Australia to 37% in Italy and 51% in Russia.



Source: Ipsos Essentials, August 26-30, 2021, n= 5,977 adults aged 16-74 across 13 countries who have received two doses of a Covid-19 vaccine

\* Online samples in Brazil, China, Mexico, and Russia tend to be more urban, educated, and/or affluent than the general population



# “ONCE THE RATES OF COVID-19 ARE LOW AND MY COUNTRY RETURNS TO PRE-COVID LIFE, THERE IS NO REASON TO GET ANOTHER VACCINE BOOSTER SHOT” (ASKED ONLY OF THOSE FULLY VACCINATED)


In several countries, younger people are significantly more likely than their elders to agree that vaccine booster shots will not be needed when the incidence of COVID-19 has receded, and life has returned to normal. This pattern is very clear in Australia, Germany, Russia, the U.K. and the U.S.

Also, in the U.S. and in Spain, men are more likely to share this view than are women.

Total Agree	All	Gender		Age		
		Male	Female	Under 35	35-54	55-74
Australia	17%	19%	15%	31%	20%	9%
Brazil*	23%	25%	20%	26%	18%	27%
Canada	22%	23%	20%	27%	26%	14%
China*	28%	25%	30%	24%	28%	39%
France	32%	32%	32%	37%	34%	27%
Germany	20%	21%	19%	30%	17%	18%
Italy	37%	37%	37%	37%	43%	31%
Japan	30%	28%	32%	27%	30%	30%
Mexico*	16%	16%	16%	20%	14%	0%
Russia*	51%	52%	50%	58%	48%	47%
Spain	30%	35%	25%	35%	31%	22%
United Kingdom	19%	20%	18%	34%	21%	6%
United States	25%	35%	16%	43%	32%	10%

Source: Ipsos Essentials, August 26-30, 2021, n= 5,977 adults aged 16-74 across 13 countries who have received two doses of a Covid-19 vaccine

\* Online samples in Brazil, China, Mexico, and Russia tend to be more urban, educated, and/or affluent than the general population

 Significantly higher than among the other gender (95% confidence) or 10 percentage points higher than among both other age groups

# METHODOLOGY

The survey was conducted by Ipsos on its Global Advisor online platform, August 26-30, 2021, among adults 18-74 years of age in Canada and the United States, and 16-74 in Australia, Brazil, China (mainland), France, Germany, Italy, Japan, Mexico, Russia, Spain, and the United Kingdom.

The samples in Australia, Canada, France, Germany, Italy, Japan, Spain, the U.K., and the U.S. can be taken as representative of the general adult population under the age of 75 in these countries. The samples in Brazil, China (mainland), Mexico, and Russia are more urban, more educated, and/or more affluent than the general population. The survey results for these countries should be viewed as reflecting the views of the more “connected” segment of their population.

The survey was conducted in all 13 countries with a base sample of 1,000+ adults in Canada, France, Germany, Japan, the U.K., and the U.S., and 500+ adults in each of Australia, Brazil, China (mainland), Italy, Mexico, Russia, and Spain.

The data is weighted so that each country’s sample composition best reflects the demographic profile of the adult population according to the most recent census data.

Where results do not sum to 100 or the ‘difference’ appears to be +/-1 more/less than the actual, this may be due to rounding, multiple responses, or the exclusion of “don't know” or not stated responses.

The precision of Ipsos online polls is calculated using a credibility interval with a poll of N=1,000 accurate to +/-3.5 percentage points. For more information on Ipsos’ use of credibility intervals, please visit the Ipsos website.

The publication of these findings abides by local rules and regulations.

# ABOUT IPSOS

---

Ipsos is the third largest market research company in the world, present in 90 markets and employing more than 18,000 people.

Our research professionals, analysts and scientists have built unique multi-specialist capabilities that provide powerful insights into the actions, opinions and motivations of citizens, consumers, patients, customers or employees. Our 75 business solutions are based on primary data coming from our surveys, social media monitoring, and qualitative or observational techniques.

“Game Changers” – our tagline – summarises our ambition to help our 5,000 clients to navigate more easily our deeply changing world.

Founded in France in 1975, Ipsos is listed on the Euronext Paris since July 1st, 1999. The company is part of the SBF 120 and the Mid-60 index and is eligible for the Deferred Settlement Service (SRD).

ISIN code FR0000073298, Reuters ISOS.PA, Bloomberg  
IPS:FP  
[www.ipsos.com](http://www.ipsos.com)

# GAME CHANGERS

---

In our world of rapid change, the need for reliable information to make confident decisions has never been greater.

At Ipsos we believe our clients need more than a data supplier, they need a partner who can produce accurate and relevant information and turn it into actionable truth.

This is why our passionately curious experts not only provide the most precise measurement, but shape it to provide True Understanding of Society, Markets and People.

To do this we use the best of science, technology and know-how and apply the principles of security, simplicity, speed and substance to everything we do.

So that our clients can act faster, smarter and bolder. Ultimately, success comes down to a simple truth:  
**You act better when you are sure.**